



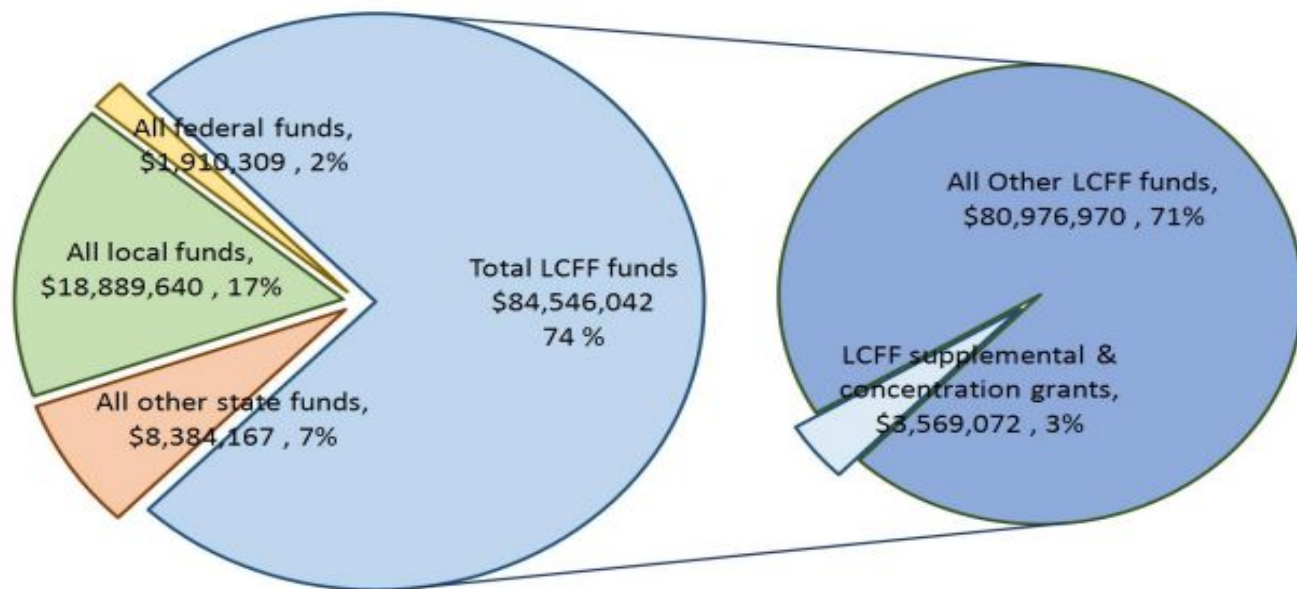
Mountain View  
Whisman  
School District

# Public Hearing LCFF Budget Overview for Parents

School districts receive funding from different sources: state funds under the Local Control Funding Formula (LCFF), other state funds, local funds, and federal funds. LCFF funds include a base level of funding for all LEAs and extra funding - called "supplemental and concentration" grants - to LEAs based on the enrollment of high needs students (foster youth, English learners, and low-income students).

### Budget Overview for the 2024-25 School Year

## Projected Revenue by Fund Source

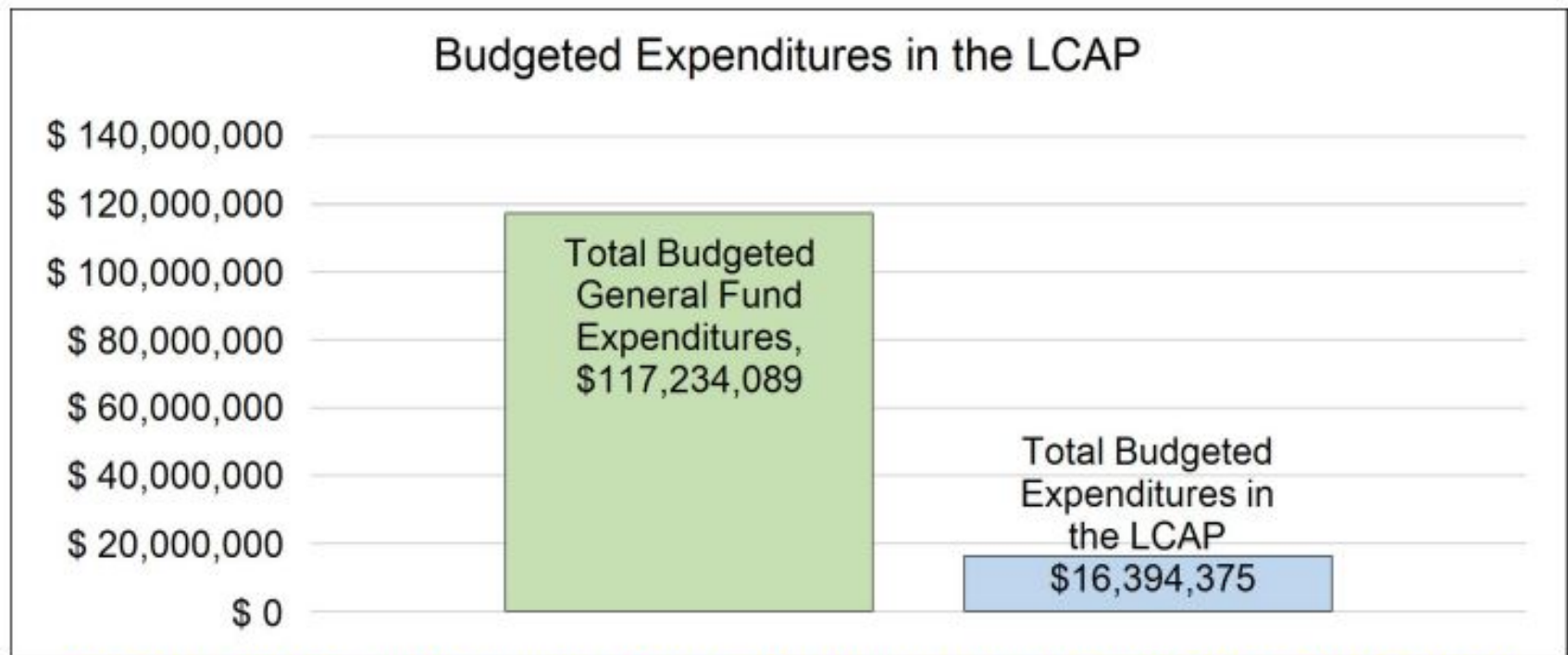


This chart shows the total general purpose revenue Mountain View Whisman School District expects to receive in the coming year from all sources.

The text description for the above chart is as follows: The total revenue projected for Mountain View Whisman School District is \$113,730,158, of which \$84,546,042 is Local Control Funding Formula (LCFF), \$8,384,167 is other state funds, \$18,889,640 is local funds, and \$1,910,309 is federal funds. Of the \$84,546,042 in LCFF Funds, \$3,569,072 is generated based on the enrollment of high needs students (foster youth, English learner, and low-income students).

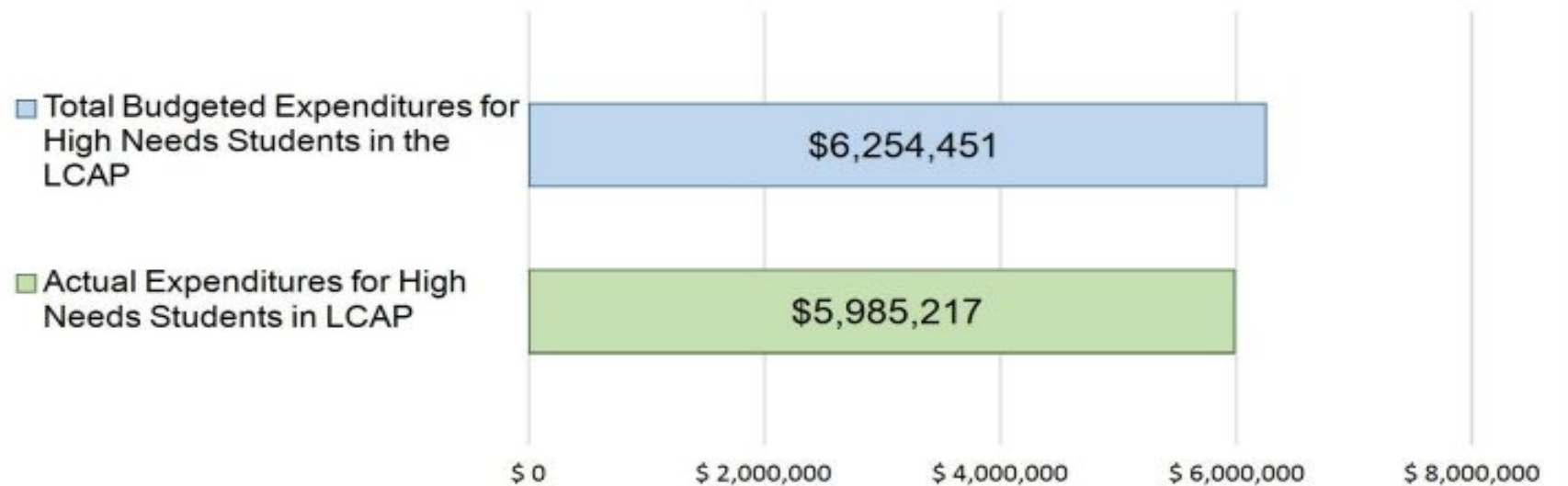
# LCFF Budget Overview for Parents

The LCFF gives school districts more flexibility in deciding how to use state funds. In exchange, school districts must work with parents, educators, students, and the community to develop a Local Control and Accountability Plan (LCAP) that shows how they will use these funds to serve students.



This chart provides a quick summary of how much Mountain View Whisman School District plans to spend for 2024-25. It shows how much of the total is tied to planned actions and services in the LCAP.

## Prior Year Expenditures: Increased or Improved Services for High Needs Students



This chart compares what Mountain View Whisman School District budgeted last year in the LCAP for actions and services that contribute to increasing or improving services for high needs students with what Mountain View Whisman School District estimates it has spent on actions and services that contribute to increasing or improving services for high needs students in the current year.

The text description of the above chart is as follows: In 2023-24, Mountain View Whisman School District's LCAP budgeted \$6,254,451 for planned actions to increase or improve services for high needs students. Mountain View Whisman School District actually spent \$5,985,217 for actions to increase or improve services for high needs students in 2023-24.

The difference between the budgeted and actual expenditures of \$-269,234 had the following impact on Mountain View Whisman School District's ability to increase or improve services for high needs students:

The difference is due to unfilled vacancies in goal 1.1