



Mountain View  
Whisman  
School District

# Update on English Learners and Reclassification

April 2024



# Alignment

## Strategic Plan 2027

### Goal Area 1

- Effective and Consistent Instructional Practices that meet the needs of all students

### Objective 1B

- Ensure targeted instructional opportunities that maximize learning for all students



Mountain View  
Whisman  
School District

# The English Learner Context

# Terms and Definitions

## Groups of students

- English Learners (ELs), English Only (EO)
- Newcomers
- Reclassified Fluent English Proficient (RFEP)
- Long Term English Learners (LTEL)

## Assessments

- Initial ELPAC
- Summative ELPAC and Alternate ELPAC
- CAASPP, iReady, Literably

## Terminology used for discussing data

- Ever-ELs (ELs + RFEPs)
- Cohort ELs
- Continuous enrollment / continuously-enrolled



# English Learner Program Mission

English Learners will

- reclassify as fluent within the research-backed time frame of 5-7 years
- advance levels in their English speaking, listening, reading, and writing each year
- continue to perform academically at high levels after reclassification

# English Learner Instruction

- **Integrated ELD**
  - General classroom instruction infused with language learning strategies (SIOP)
- **Designated ELD**
  - 150 minutes per week of small group instruction tailored to the language level of each EL.
- **Elementary Newcomer Classes**
  - 45-90 minutes per week of small group instruction tailored to the unique needs of newcomers.
- **Middle School Transitional Language Arts Classes**
  - A period in the schedules of middle school newcomers with instruction tailored to their needs, with the goal of entering grade level ELA classes asap.

# Are our ELs Reclassifying within the 5-7 year time frame?

## Board Goals for Reclassification

1. 75% of the group of ELs who entered MVWSD in Kindergarten (“Cohort ELs”) will reclassify by the end of 5th grade.
2. 85% of the group of ELs who entered MVWSD in Kindergarten (“Cohort ELs”) will reclassify by the end of 8th grade.

**Cohort ELs** - less influenced by factors outside of our control, e.g. an EL moving into our district in 4th grade.

# Considerations

- ELs move in and out of our district each year and students who reclassify are no longer considered ELs. The numbers of Ever-ELs fluctuate constantly and this has an impact on discussion of data.
- ELs new to our district have high demographic and language variance.
- Newcomers can impact data greatly, especially when there are surges of enrollment like at Vargas in Spring 2023.
- Beginning, Intermediate, and Advanced ELs are quite different - gap analysis should take this into consideration.
  - E.g. There will always be a big gap between performance of “all ELs” on the iReady versus “all EOs”



Mountain View  
Whisman  
School District

# The Data

- **Reclassification**
- **EL Progress**
- **RFEP vs EOs**

# Reclassification Snapshot

	Reclassification Rate 2021-22	Reclassification Rate 2022-23	Reclassification Rate 2023-24	# students reclassified in 2023-24
Bubb	13.21%	17.86%	9.80%	5
Castro	2.63%	4.32%	4.07%	7
Crittenden MS	20.00%	31.48%	14.71%	10
Graham MS	36.63%	33.06%	20.14%	29
Imai	14.29%	36.36%	16.07%	9
Landels	24.44%	22.97%	16.67%	11
Mistral	8.13%	14.47%	7.55%	12
Monta Loma	7.94%	15.52%	10.61%	7
Stevenson	55.00%	37.50%	34.78%	16
Theuerkauf	18.67%	14.02%	8.18%	9
Vargas	18.18%	23.29%	15.66%	13
<b>District Total</b>	<b>15.89%</b>	<b>19.51%</b>	<b>12.52%</b>	<b>128</b>

# Percent of Cohort ELs (in MVWSD since TK/K) who have Reclassified by Grade Level

Grade	2022	2023	2024
K	2%	2%	2%
1	20%	22%	21%
2	19%	25%	30%
3	38%	24%	34%
4	46%	47%	33%
5	55%	62%	61%
6	79%	63%	74%
7	80%	85%	74%
8	90%	86%	90%

Board Goal: 75% (for Grade 5)

Board Goal: 85% (for Grade 8)

# Challenges when analyzing Reclassification by Grade Level

- Historically, we have reported EL and Reclassification Updates each year by looking at Cohort ELs, which excludes ELs who did not start with us in TK/K.
- A significant percentage of students are excluded from analysis. (Exact numbers depend on which enrollment date is used.)
- From a language development standpoint, a student's number of years of learning English is more important than what grade they are in
  - E.g. A newcomer in 3rd grade has less in common with his classmates that have been studying in English for four years and more in common with a newcomer in 5th grade.



# Analyzing Reclassification by Years in US Schools

- The number of years an EL has been in US Schools is a more meaningful data point than grade level because it tracks how long students have been receiving instruction in English.
- Grouping this way preserves the intent of the Board Goal and is also more inclusive: it gives us a way of discussing the progress and results of ELs who enrolled after TK/K.
- The remainder of this presentation will group students by their Years in US schools.

# Revised Board Goals for Reclassification - grouping by Years in US schools

1. 75% of ELs will be reclassified after completing 6 years in US schools.
2. 85% of ELs will be reclassified after completing 8 or more years in US schools.

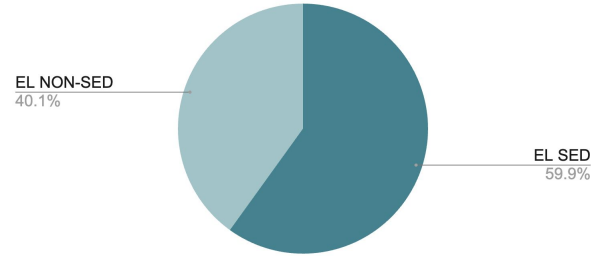
# Reclassification Data: How it is represented

- In the following pie charts, Ever-ELs (any students who are currently ELs or RFEP) are grouped by the number of years they have completed in US schools.
- The charts also disaggregate by two different subgroups: Socioeconomically Disadvantaged (SED) and Hispanic/Latino (H/L)
- The two yellow shades represent RFEPs and the two blue shades represent ELs
  - **light yellow** = RFEP not SED or RFEP not H/L
  - **dark yellow** = RFEP SED or RFEP H/L
  - **light blue** = EL not SED or EL not H/L
  - **dark blue** = EL SED or EL H/L

# District Overview: Reclassification by Years in US schools, Socioeconomically Disadvantaged (SED) vs Non-SED

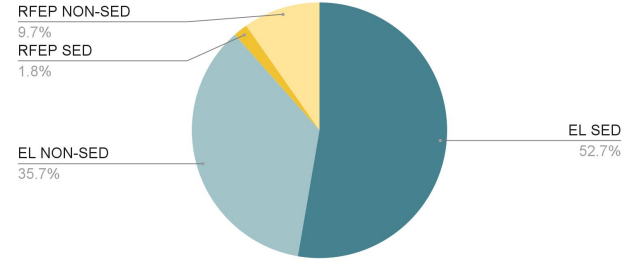
## <1 year

DISTRICT LEVEL - Years in US Schools: <1, Number of Students: 322



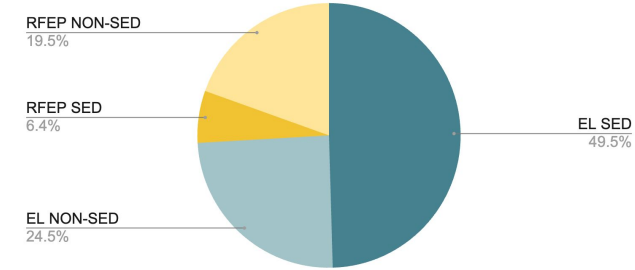
## 1 year

DISTRICT LEVEL - Years in US Schools: 1, Number of Students: 277



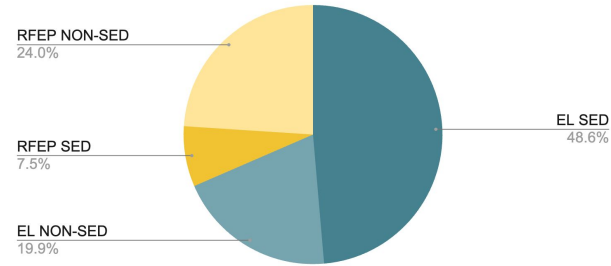
## 2 years

DISTRICT LEVEL - Years in US Schools: 2, Number of Students: 220



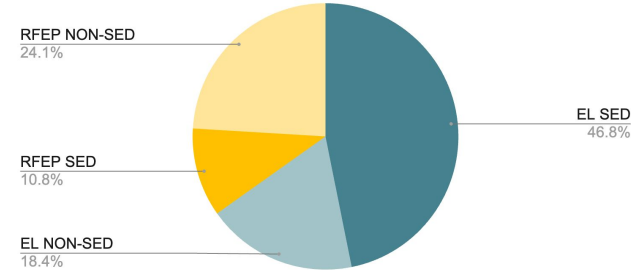
## 3 years

DISTRICT LEVEL - Years in US School: 3, Number of Students: 146



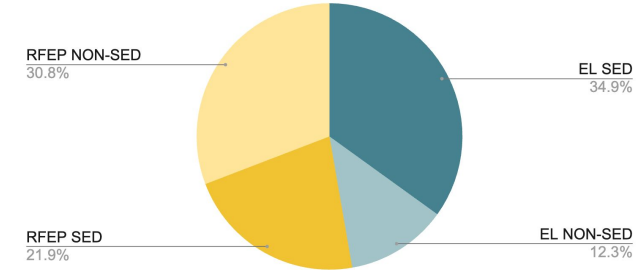
## 4 years

DISTRICT LEVEL - Years in US School: 4, Number of Students: 158



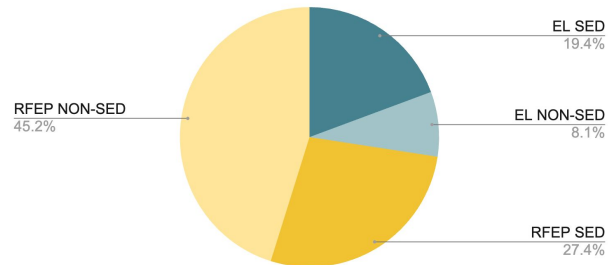
## 5 years

DISTRICT LEVEL - Years in US Schools: 5, Number of Students: 146



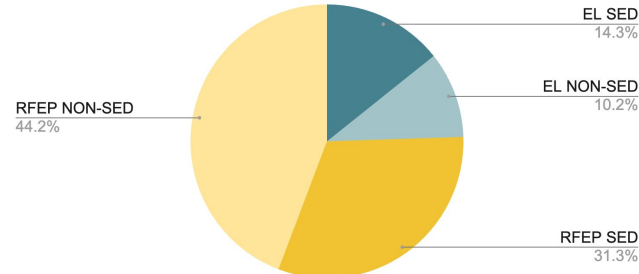
## 6 years

DISTRICT LEVEL - YEARS IN US SCHOOLS: 6, Number of Students: 186



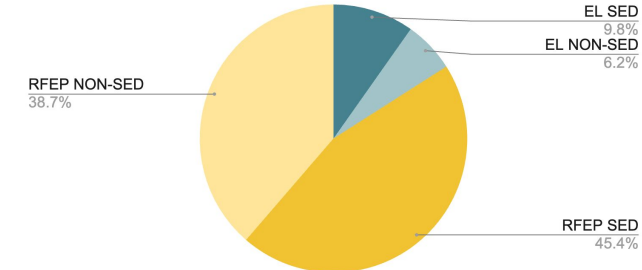
## 7 years

DISTRICT LEVEL - YEARS IN US SCHOOLS: 7, Number of Students: 147



## 8+ years

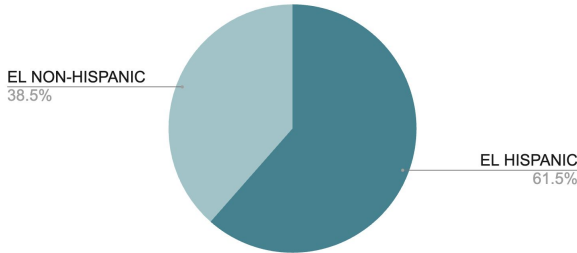
DISTRICT LEVEL - YEARS IN US SCHOOLS: 8+, Number of Students: 194



# District Overview: Reclassification by Years in US schools, Hispanic vs Non-Hispanic

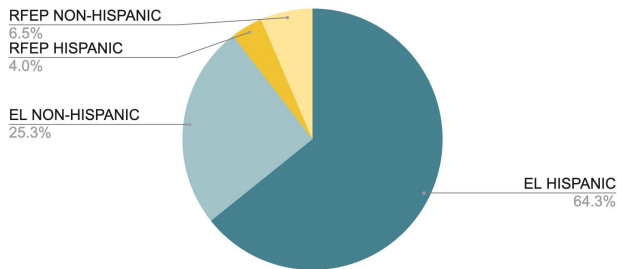
## <1 year

DISTRICT LEVEL - Years in US Schools: <1, Number of Students: 322



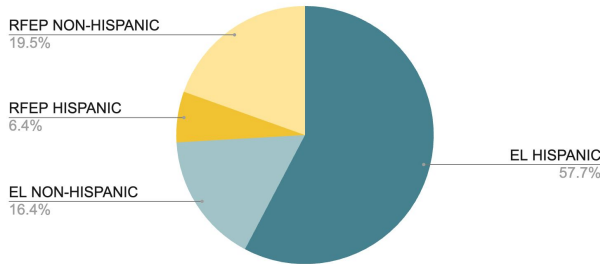
## 1 year

DISTRICT LEVEL - Years in US Schools: 1, Number for Students: 277



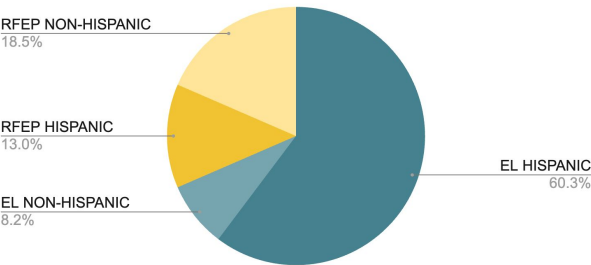
## 2 years

DISTRICT LEVEL - Years in US Schools: 2, Number of Students: 220



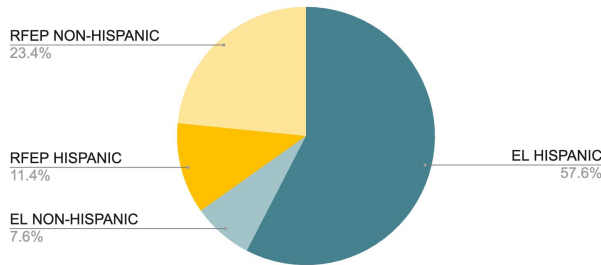
## 3 years

DISTRICT LEVEL - Years in US School: 3, Number of Students: 146



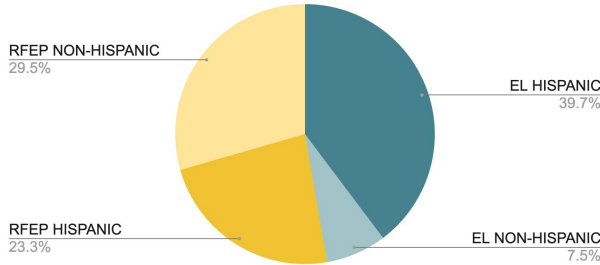
## 4 years

DISTRICT LEVEL - Years in US School: 4, Number of Students: 158



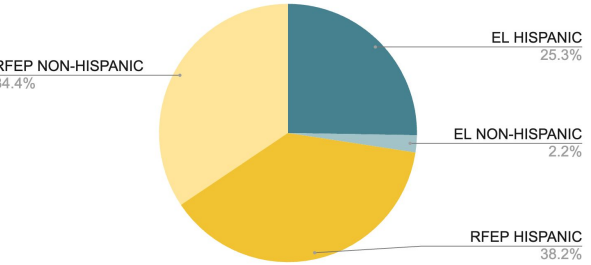
## 5 years

DISTRICT LEVEL - Years in US Schools: 5, Number of Students: 146



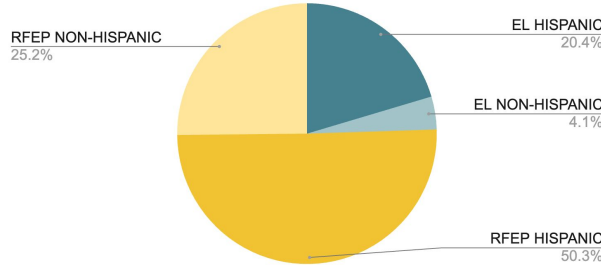
## 6 years

DISTRICT LEVEL - YEARS IN US SCHOOLS: 6, Number of Students: 186



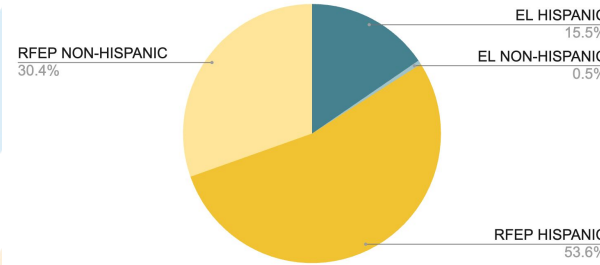
## 7 years

DISTRICT LEVEL - YEARS IN US SCHOOLS: 7, Number of Students: 147



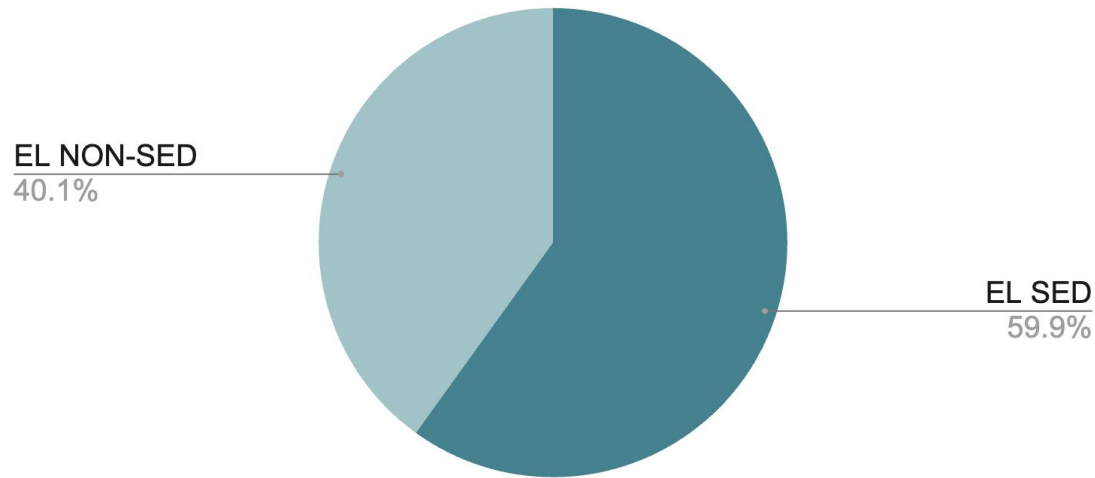
## 8+ years

DISTRICT LEVEL - YEARS IN US SCHOOLS: 8+, Number of Students: 194

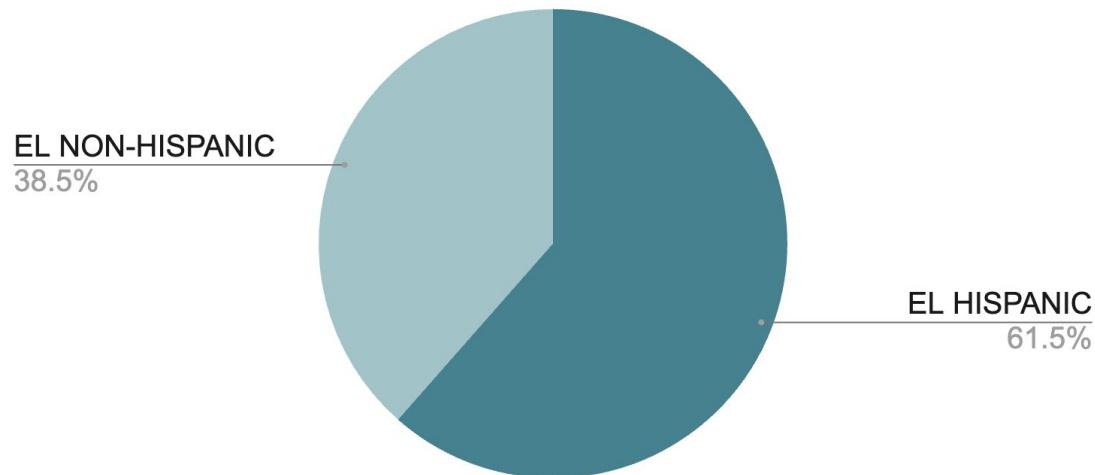


# Reclassification, <1 Year in US Schools

DISTRICT LEVEL - Years in US Schools: <1, Number of Students: 322

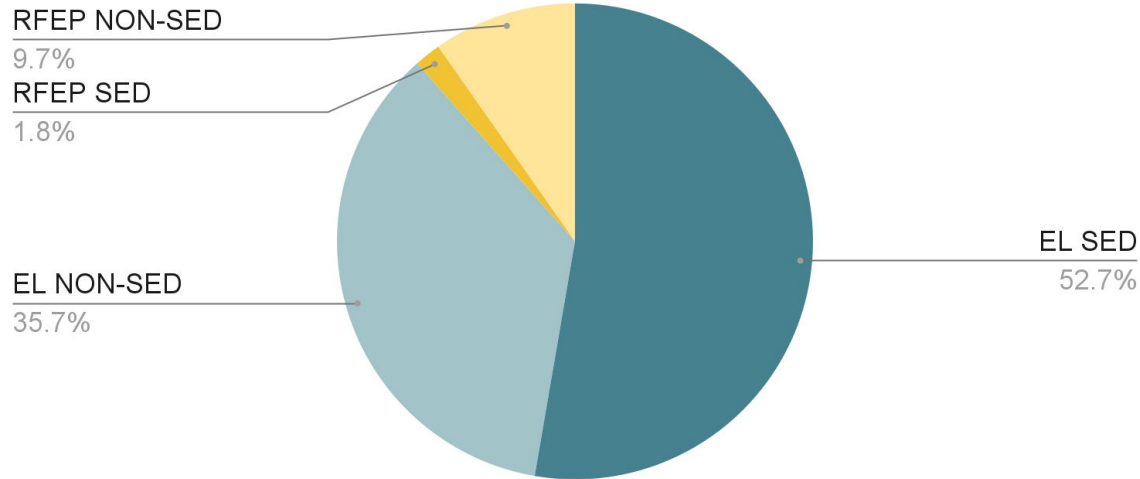


DISTRICT LEVEL - Years in US Schools: <1, Number of Students: 322

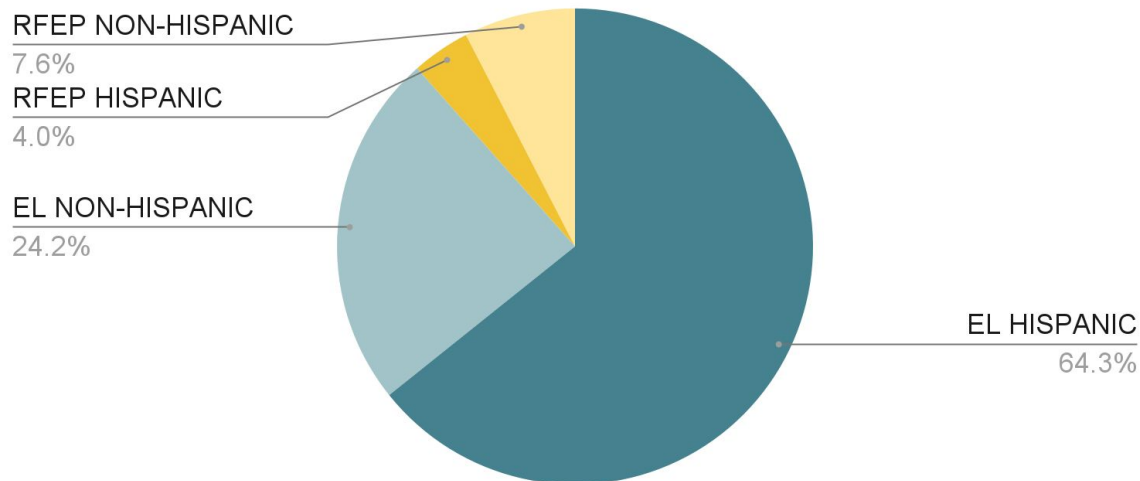


# Reclassification, 1 Year in US Schools

DISTRICT LEVEL - Years in US Schools: 1, Number of Students: 277

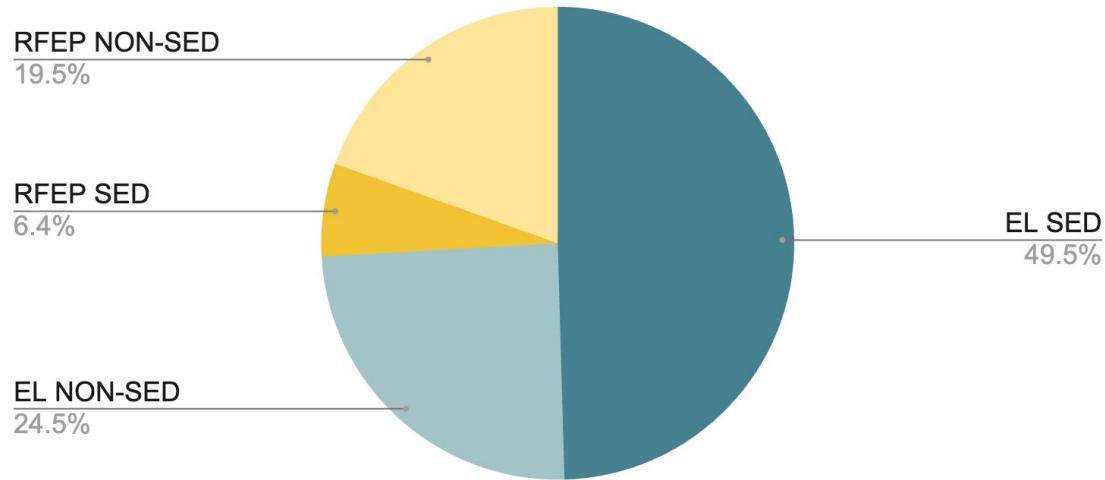


DISTRICT LEVEL - Years in US Schools: 1, Number of Students: 277

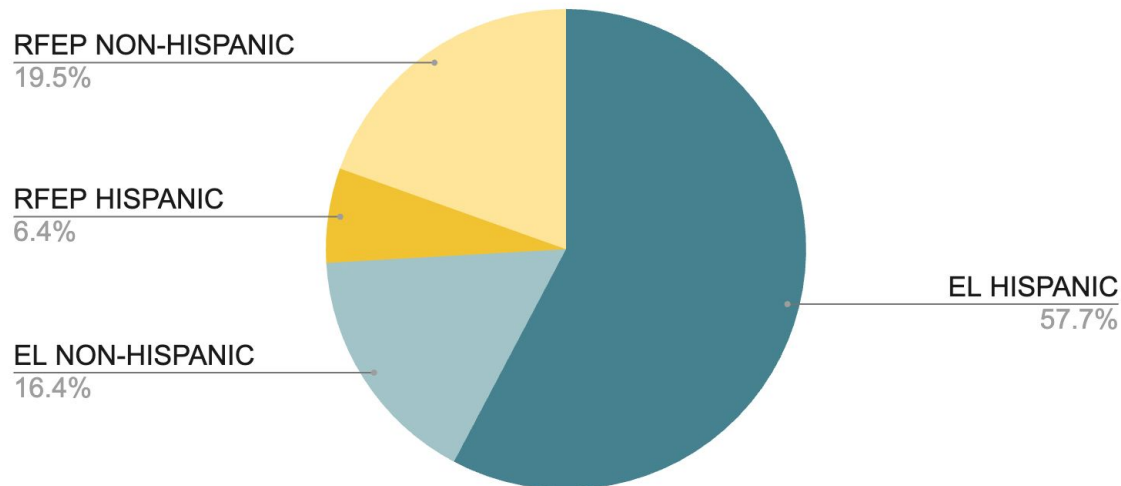


# Reclassification, 2 Years in US Schools

DISTRICT LEVEL - Years in US Schools: 2, Number of Students: 220



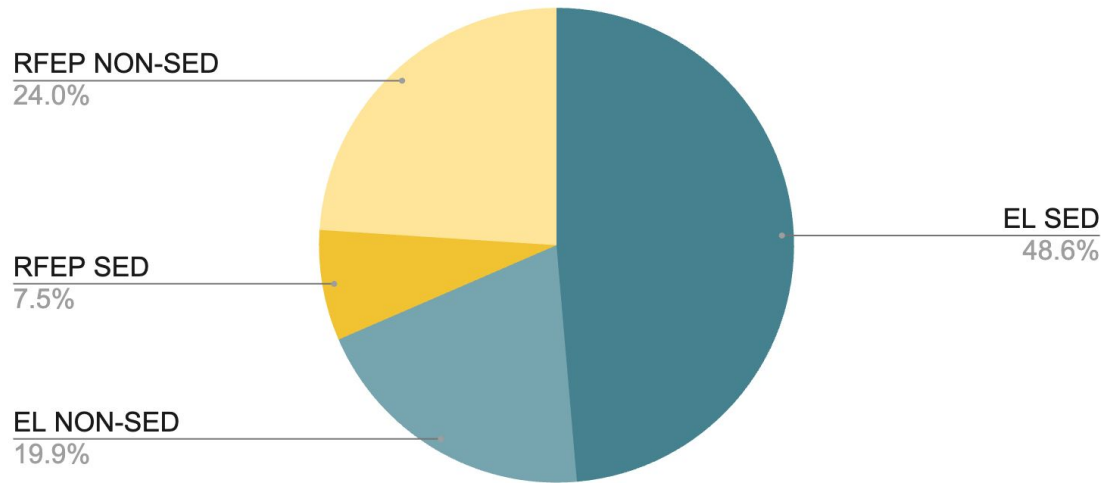
DISTRICT LEVEL - Years in US Schools: 2, Number of Students: 220



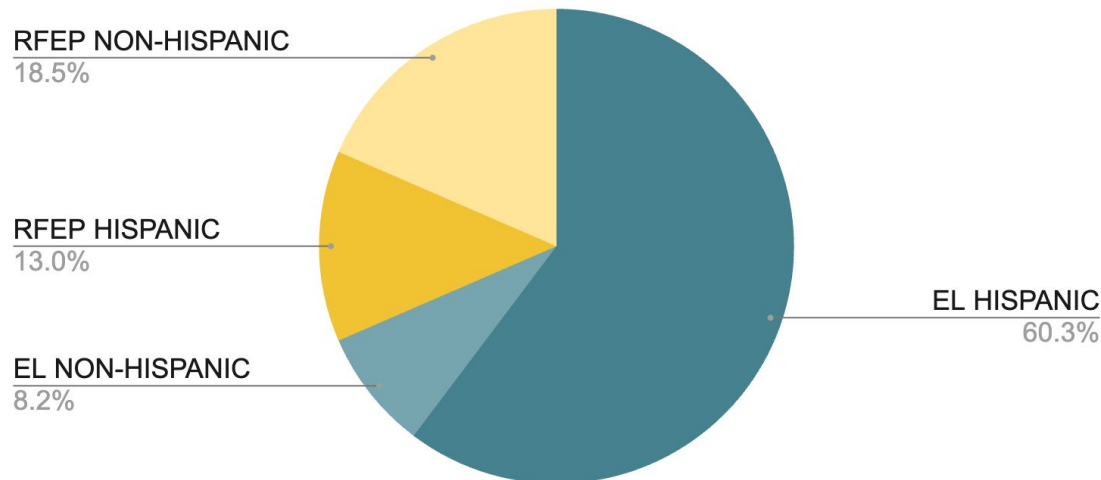


# Reclassification, 3 Years in US Schools

DISTRICT LEVEL - Years in US School: 3, Number of Students: 146

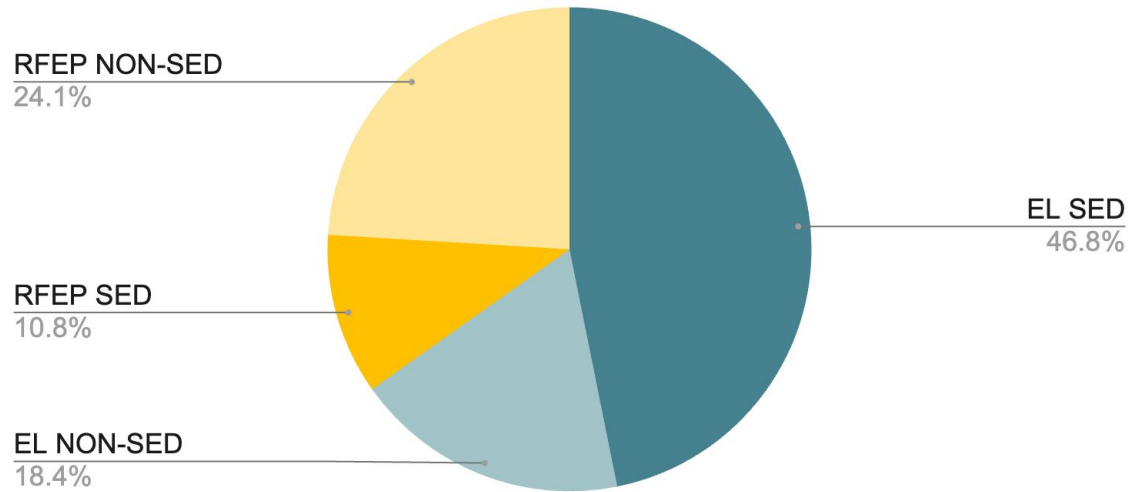


DISTRICT LEVEL - Years in US School: 3, Number of Students: 146

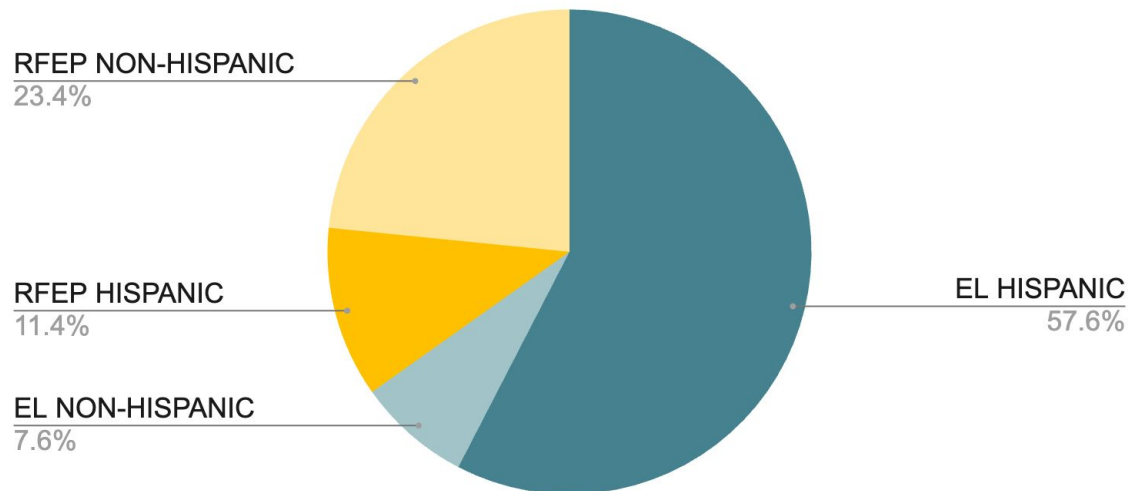


# Reclassification, 4 Years in US Schools

DISTRICT LEVEL - Years in US School: 4, Number of Students: 158

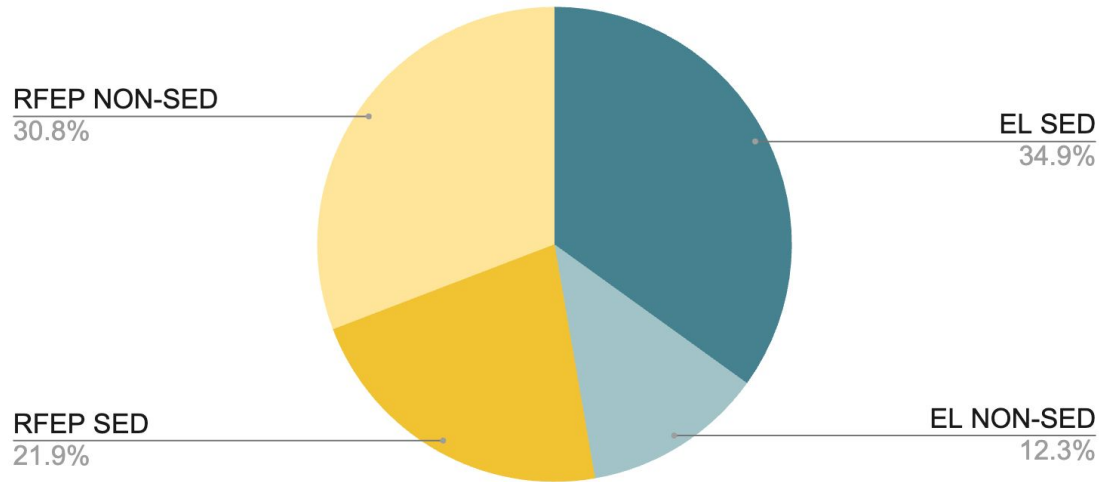


DISTRICT LEVEL - Years in US School: 4, Number of Students: 158

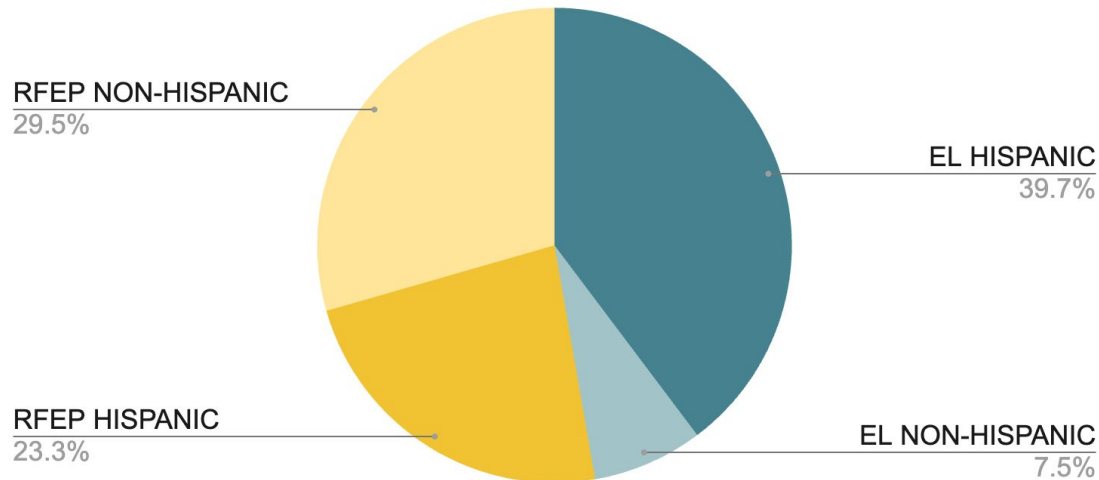


# Reclassification, 5 Years in US Schools

DISTRICT LEVEL - Years in US Schools: 5, Number of Students: 146

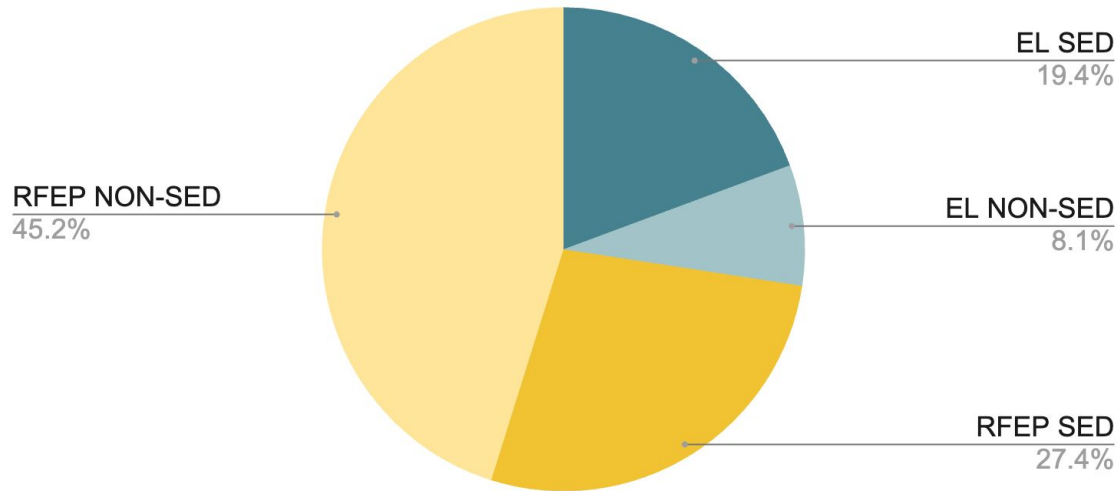


DISTRICT LEVEL - Years in US Schools: 5, Number of Students: 146

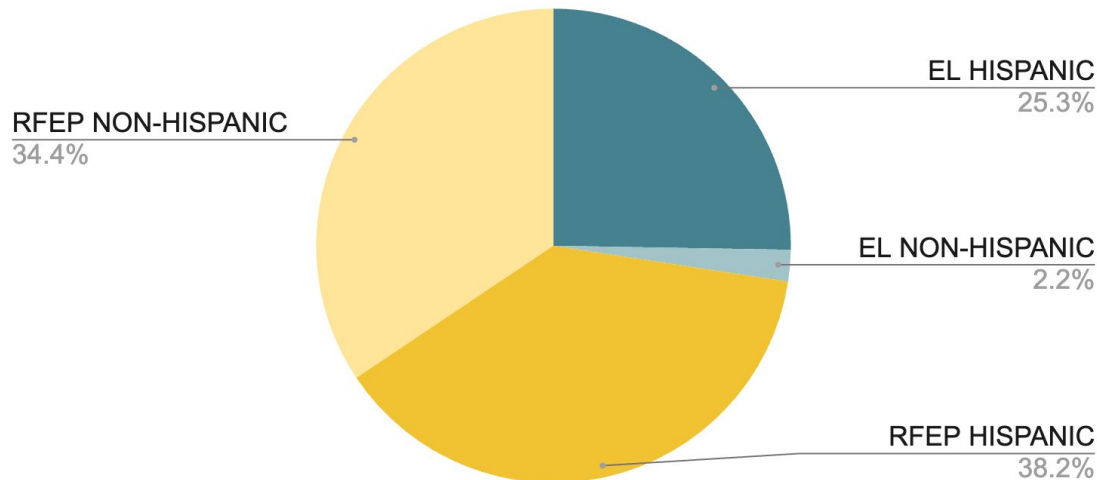


# Reclassification, 6 Years in US Schools

DISTRICT LEVEL - YEARS IN US SCHOOLS: 6, Number of Students: 186



DISTRICT LEVEL - YEARS IN US SCHOOLS: 6, Number of Students: 186

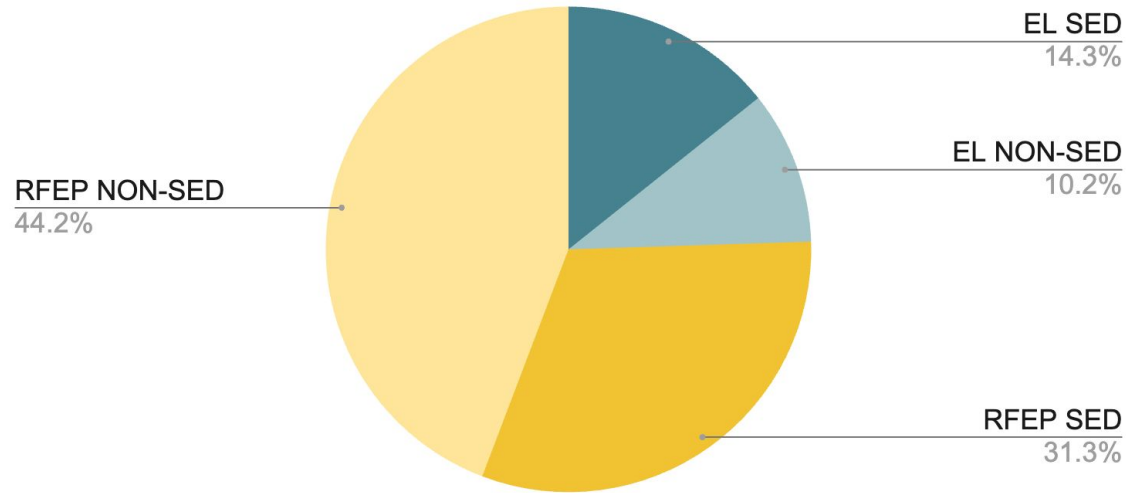


**Goal:**  
75%  
reclassified  
by end of  
year 6 in US  
schools

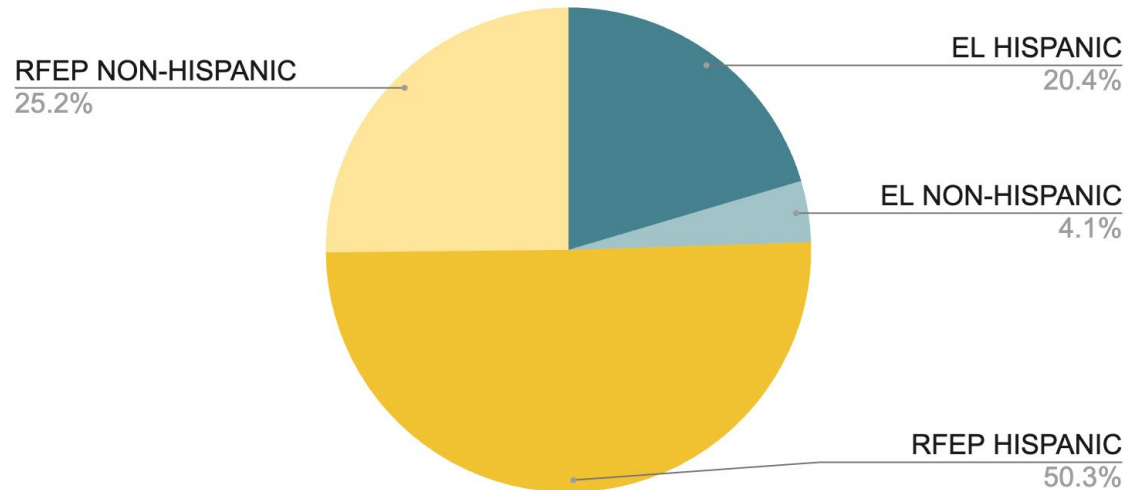
**23-24**  
**Result: 73%**

# Reclassification, 7 Years in US Schools

DISTRICT LEVEL - YEARS IN US SCHOOLS: 7, Number of Students: 147

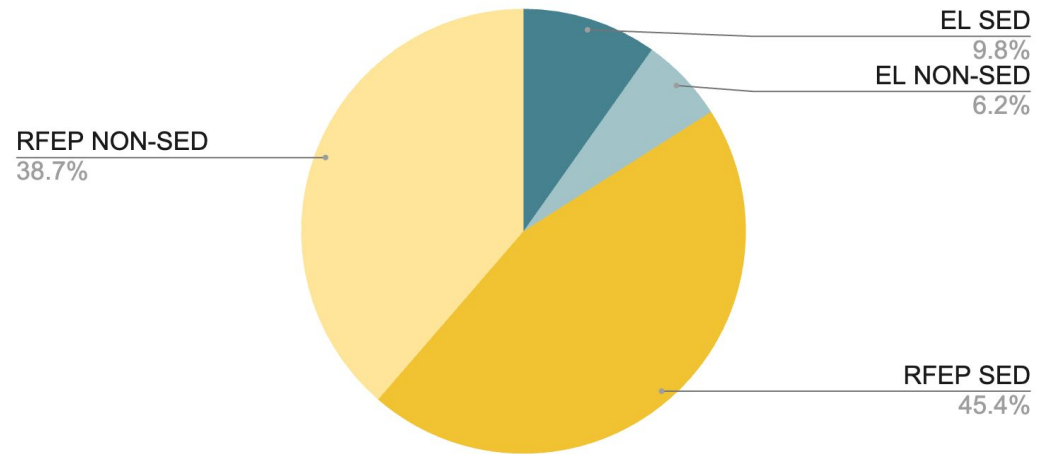


DISTRICT LEVEL - YEARS IN US SCHOOLS: 7, Number of Students: 147

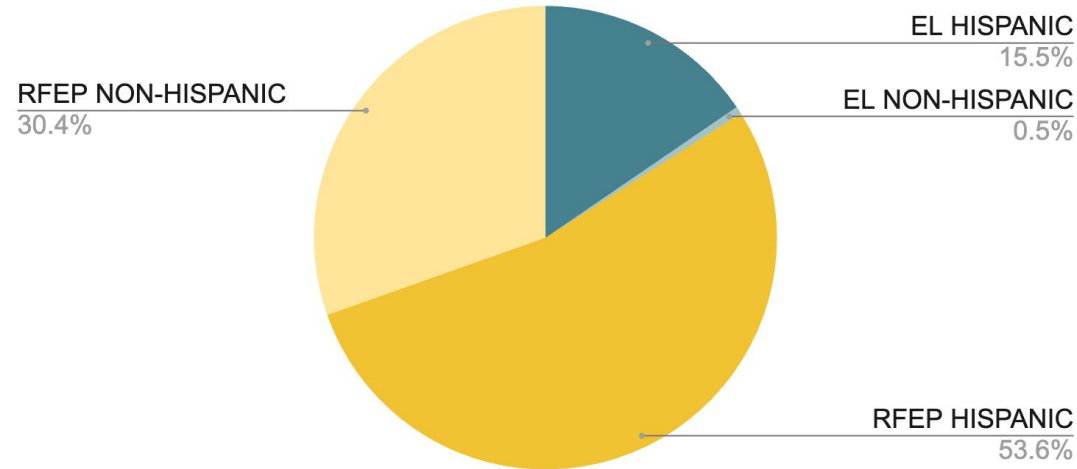


# Reclassification, 8+ Years in US Schools

DISTRICT LEVEL - YEARS IN US SCHOOLS: 8+, Number of Students: 194



DISTRICT LEVEL - YEARS IN US SCHOOLS: 8+, Number of Students: 194



**Goal:**  
85%  
reclassified  
by end of  
year 9 in US  
schools

**23-24**  
**Result: 84%**

# School by School Reclassification Data

## - Caveats

- Small sample sizes
- Each chart represents the portion of Ever-ELs who have been in US schools for the same number of years
- As mentioned previously, these groups mostly line up by grade level, but not entirely.
- The 6 Year group comprises of both elementary and middle school students.
  - E.g. 5th graders who started in TK and 6th graders who started in K

# Bubb

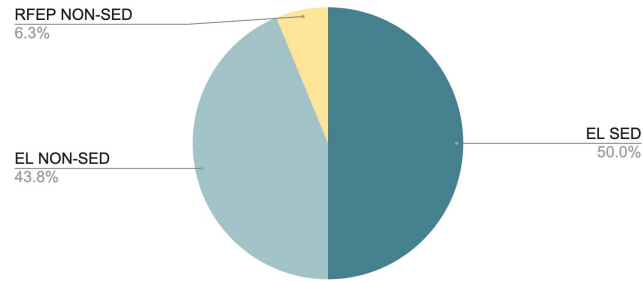
\*Not shown: <1 Year (0% reclassified)

## 1 Year

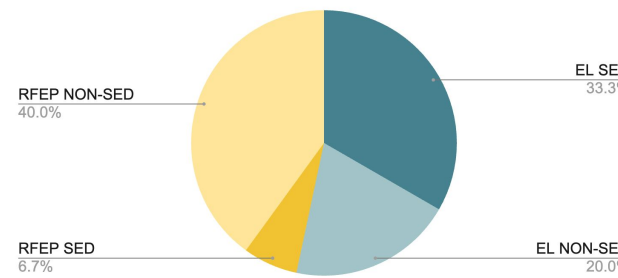
## 2 Years

## 3 Years

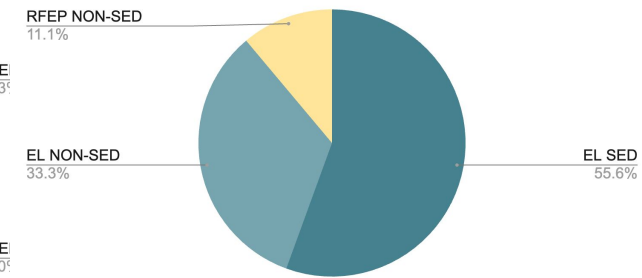
BUBB - Years in US Schools: 1, Number for Students: 16



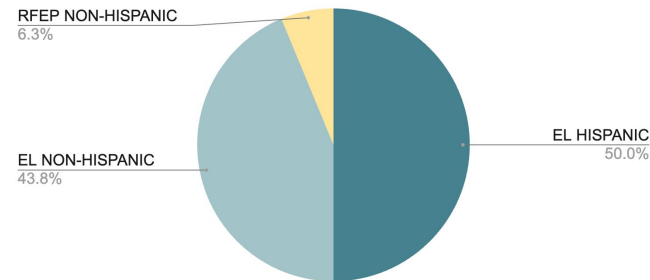
BUBB - Years in US Schools: 2, Number of Students: 15



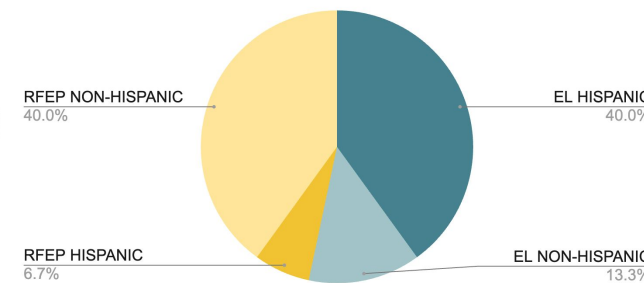
BUBB - Years in US School: 3, Number of Students: 9



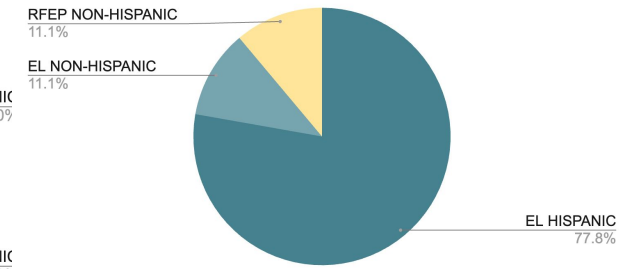
BUBB - Years in US Schools: 1, Number for Students: 16



BUBB - Years in US Schools: 2, Number of Students: 15



BUBB - Years in US School: 3, Number of Students: 9

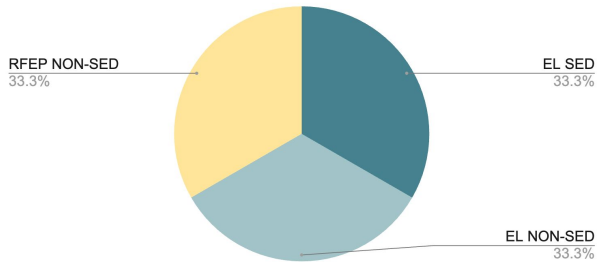




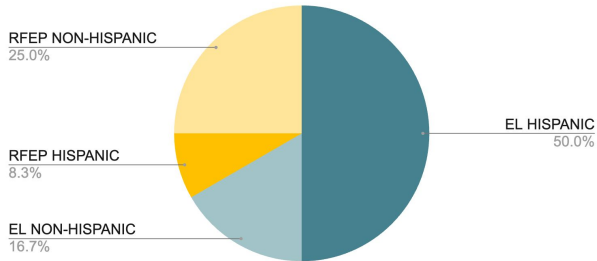
# Bubb

## 4 Years

BUBB - Years in US School: 4, Number of Students: 12

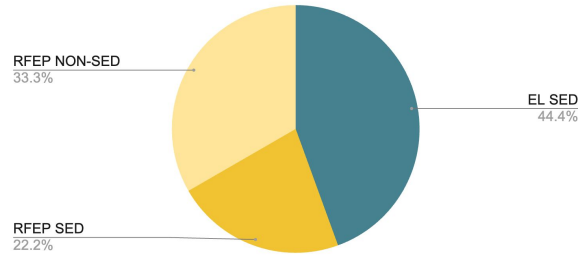


BUBB - Years in US School: 4, Number of Students: 12

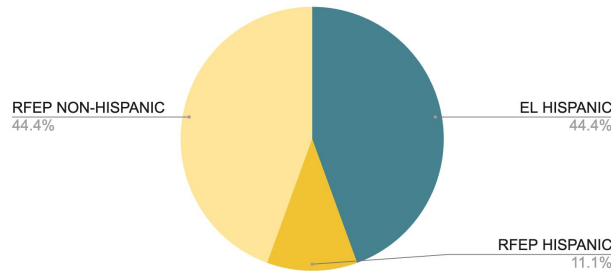


## 5 Years

BUBB - Years in US Schools: 5, Number of Students: 9

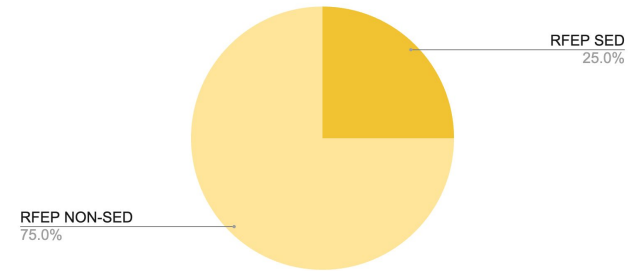


BUBB - Years in US Schools: 5, Number of Students: 9

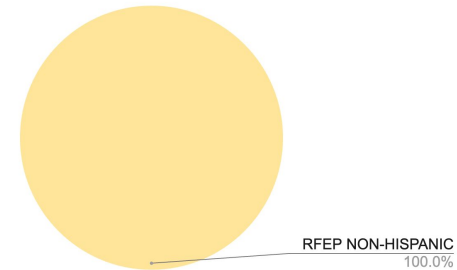


## 6 Years

BUBB - YEARS IN US SCHOOLS: 6, Number of Students: 4



BUBB - YEARS IN US SCHOOLS: 6, Number of Students: 4



**Goal: 75%**  
**23-24 Result:**  
**100%**

# Castro

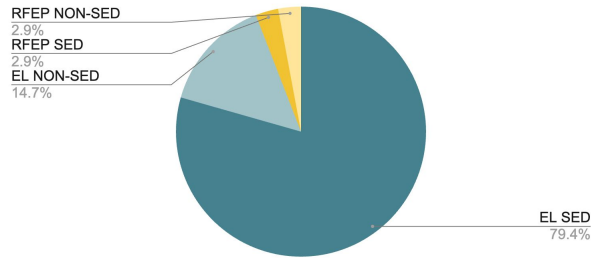
\*Not shown: <1 Year (0% reclassified)

## 1 Year

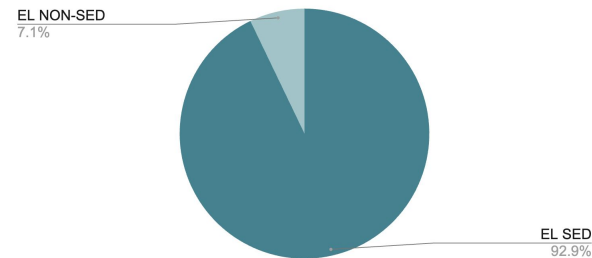
## 2 Years

## 3 Years

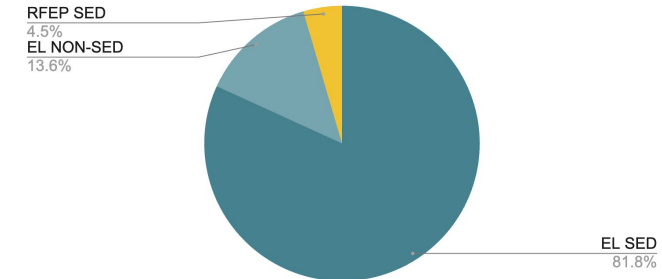
CASTRO - Years in US Schools: 1, Number for Students: 34



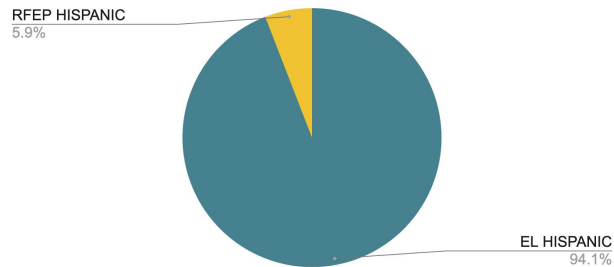
CASTRO - Years in US Schools: 2, Number of Students: 28



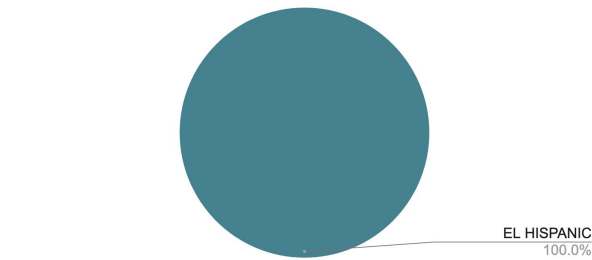
CASTRO - Years in US School: 3, Number of Students: 22



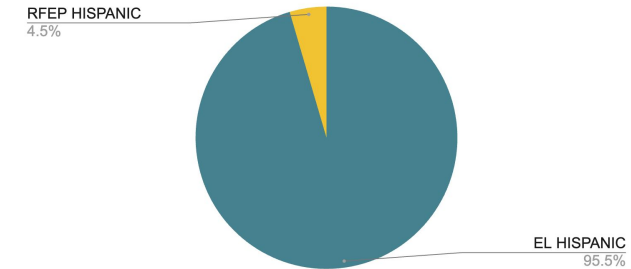
CASTRO - Years in US Schools: 1, Number for Students: 34



CASTRO - Years in US Schools: 2, Number of Students: 28



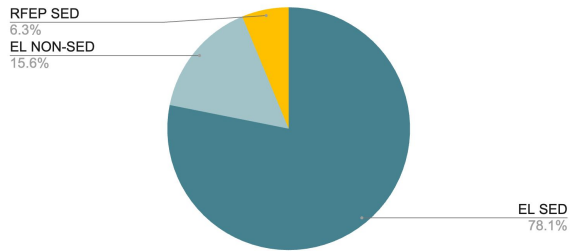
CASTRO - Years in US School: 3, Number of Students: 22



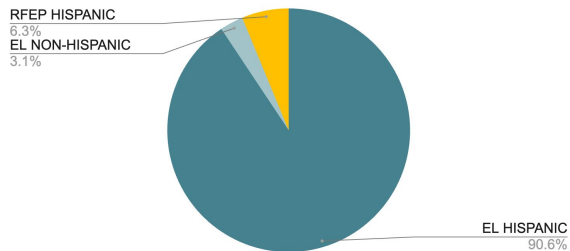
# Castro

## 4 Years

CASTRO - Years in US School: 4, Number of Students: 32

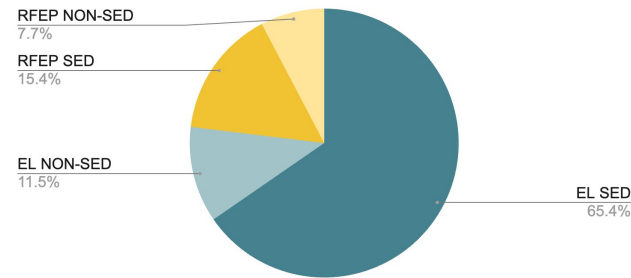


CASTRO - Years in US School: 4, Number of Students: 32

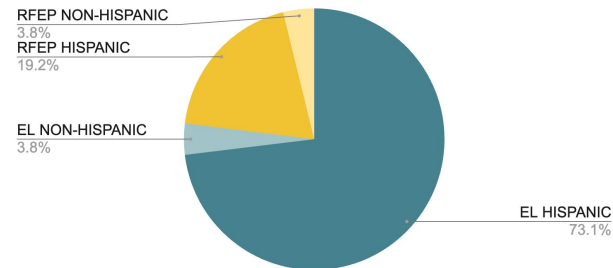


## 5 Years

CASTRO - Years in US Schools: 5, Number of Students: 26

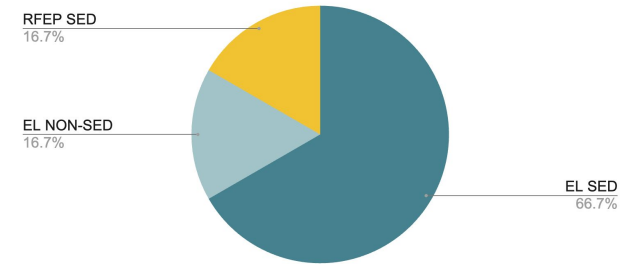


CASTRO - Years in US Schools: 5, Number of Students: 26

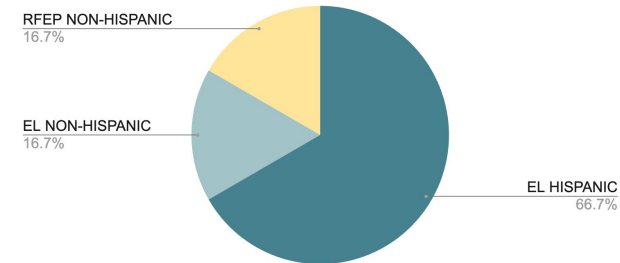


## 6 Years

CASTRO - YEARS IN US SCHOOLS: 6, Number of Students: 6



CASTRO - YEARS IN US SCHOOLS: 6, Number of Students: 6



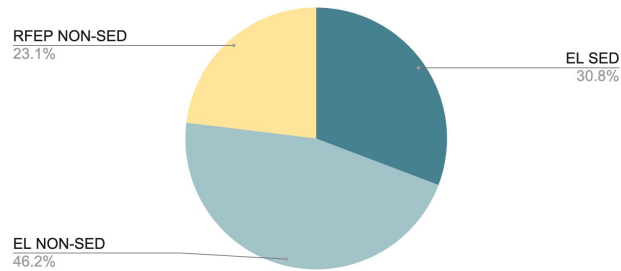
**Goal: 75%**  
**23-24 Result: 17%**

## 1 Year

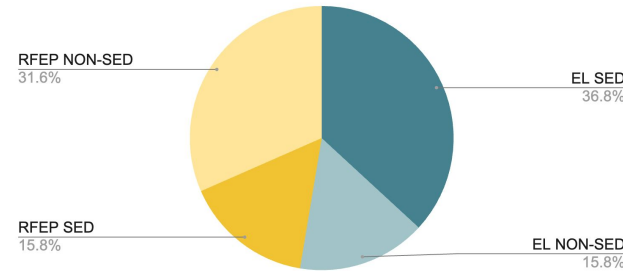
## 2 Years

## 3 Years

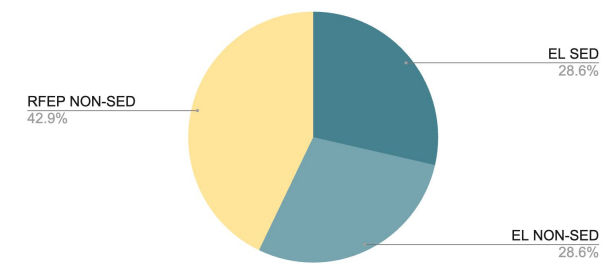
IMAI - Years in US Schools: 1, Number for Students: 26



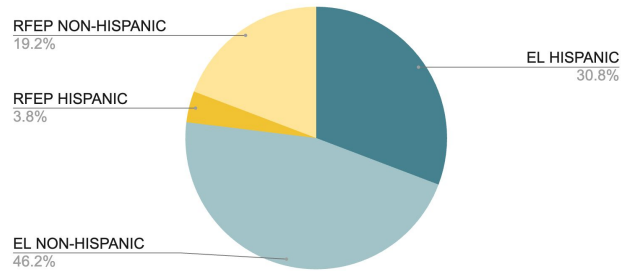
IMAI - Years in US Schools: 2, Number of Students: 19



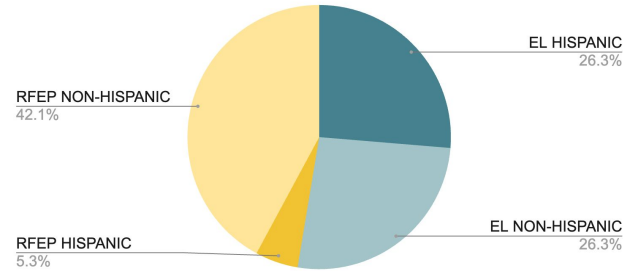
IMAI - Years in US School: 3, Number of Students: 14



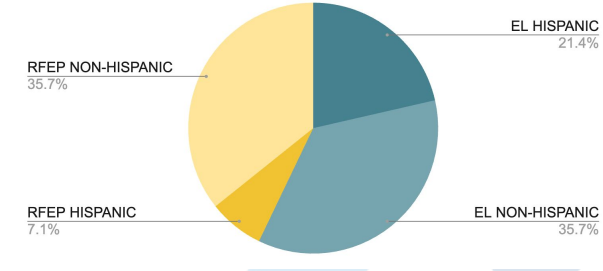
IMAI - Years in US Schools: 1, Number for Students: 26



IMAI - Years in US Schools: 2, Number of Students: 19

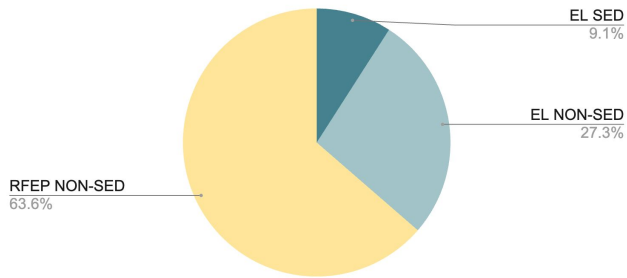


IMAI - Years in US School: 3, Number of Students: 14

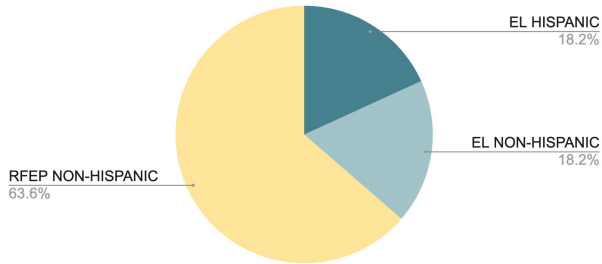


## 4 Years

IMAI - Years in US School: 4, Number of Students: 11

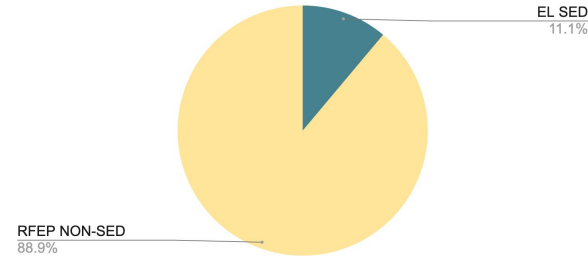


IMAI - Years in US School: 4, Number of Students: 11

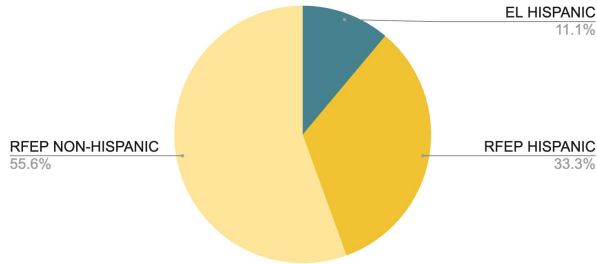


## 5 Years

IMAI - Years in US Schools: 5, Number of Students: 9

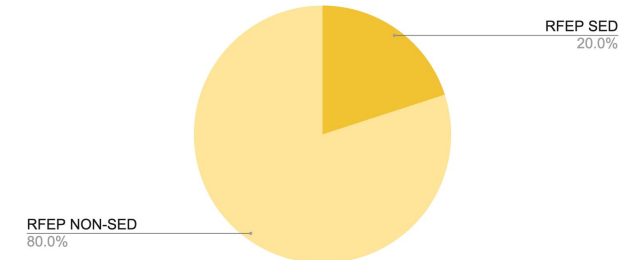


IMAI - Years in US Schools: 5, Number of Students: 9

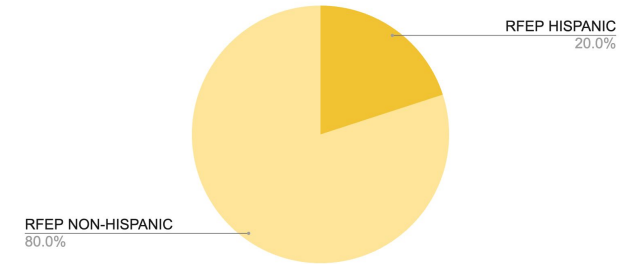


## 6 Years

IMAI - YEARS IN US SCHOOLS: 6, Number of Students: 5



IMAI - YEARS IN US SCHOOLS: 6, Number of Students: 5



**Goal: 75%**  
**23-24 Result: 100%**

# Landels

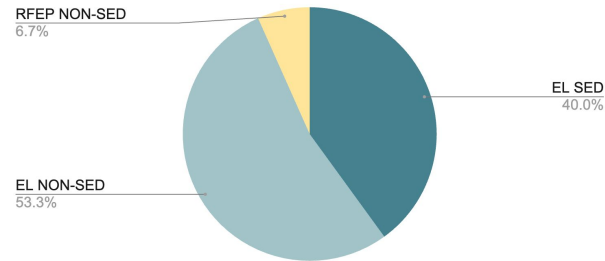
\*Not shown: <1 Year (0% reclassified)

## 1 Year

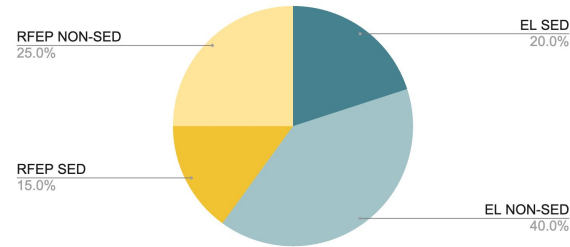
## 2 Years

## 3 Years

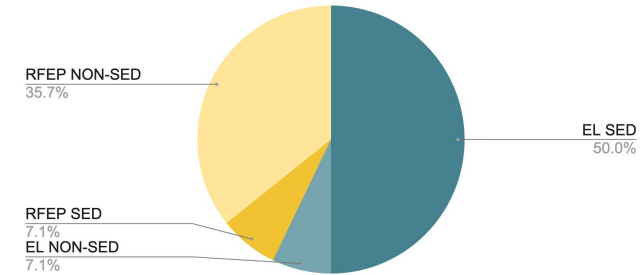
LANDELS - Years in US Schools: 1, Number for Students: 15



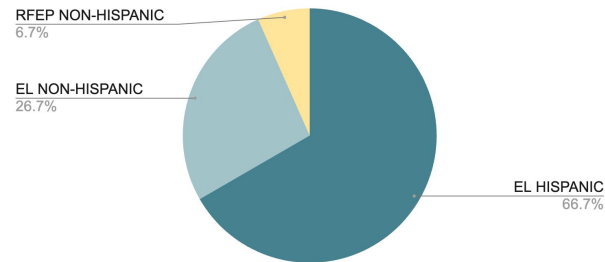
LANDELS - Years in US Schools: 2, Number of Students: 20



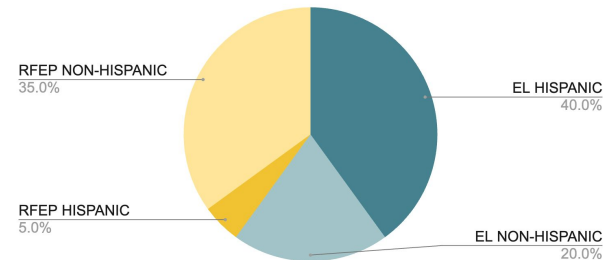
LANDELS - Years in US School: 3, Number of Students: 14



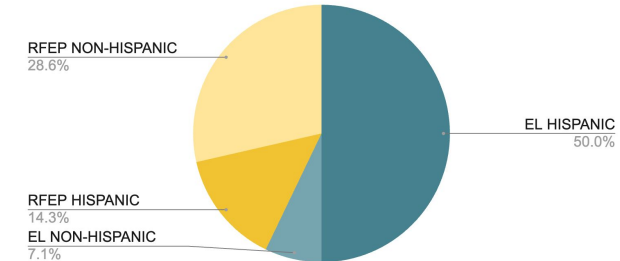
LANDELS - Years in US Schools: 1, Number for Students: 15



LANDELS - Years in US Schools: 2, Number of Students: 20



LANDELS - Years in US School: 3, Number of Students: 14



# Landels

## 4 Years

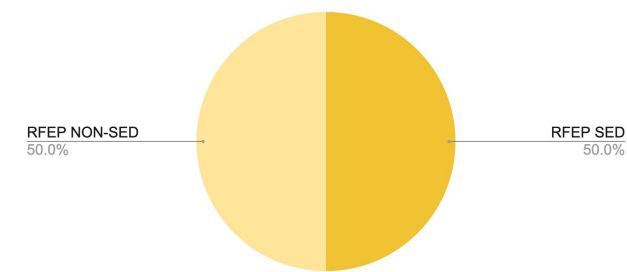
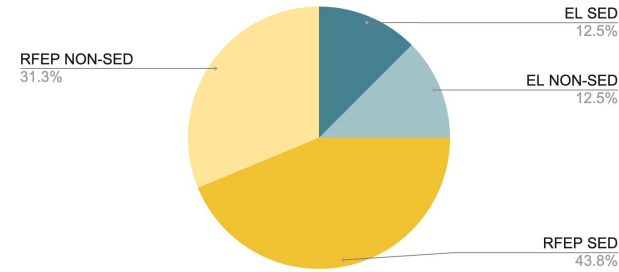
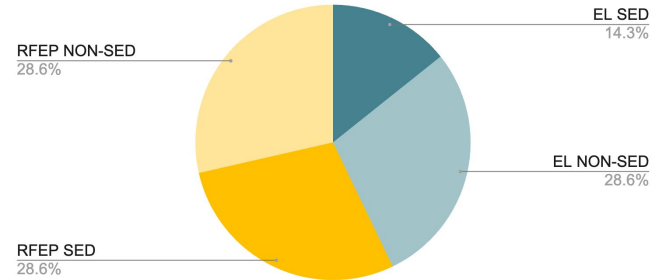
## 5 Years

## 6 Years

LANDELS - Years in US School: 4, Number of Students: 7

LANDELS - Years in US Schools: 5, Number of Students: 16

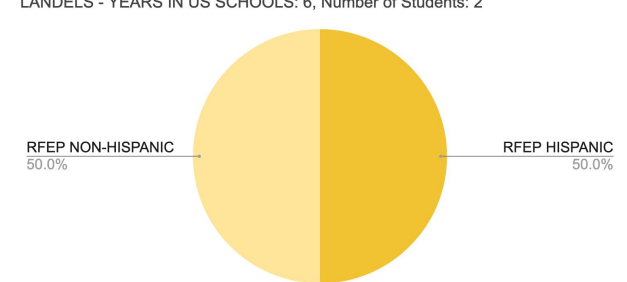
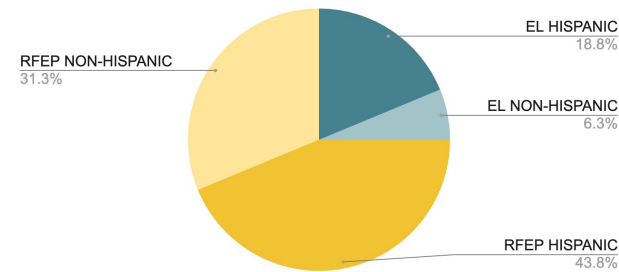
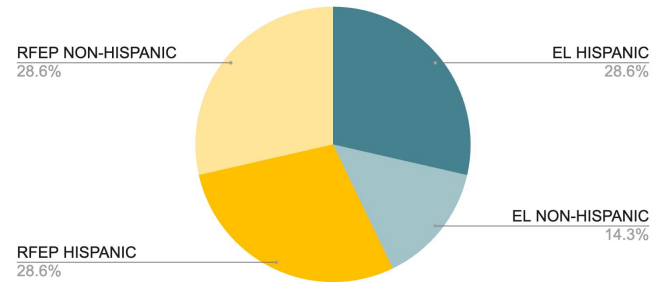
LANDELS - YEARS IN US SCHOOLS: 6, Number of Students: 2



LANDELS - Years in US School: 4, Number of Students: 7

LANDELS - Years in US Schools: 5, Number of Students: 16

LANDELS - YEARS IN US SCHOOLS: 6, Number of Students: 2



**Goal: 75%**  
**23-24 Result: 100%**

# Mistral

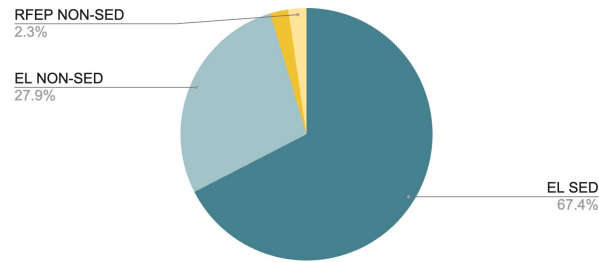
\*Not shown: <1 Year (0% reclassified)

## 1 Year

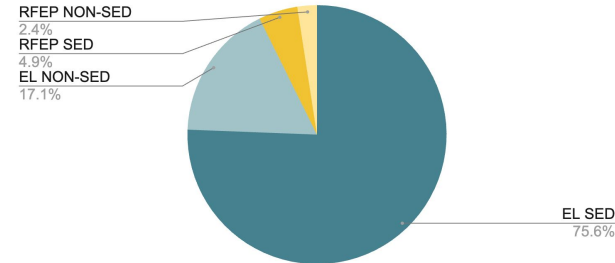
## 2 Years

## 3 Years

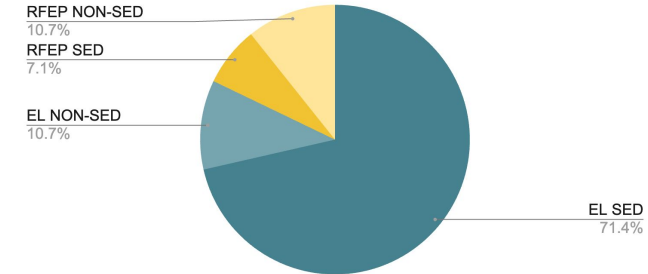
MISTRAL - Years in US Schools: 1, Number for Students: 43



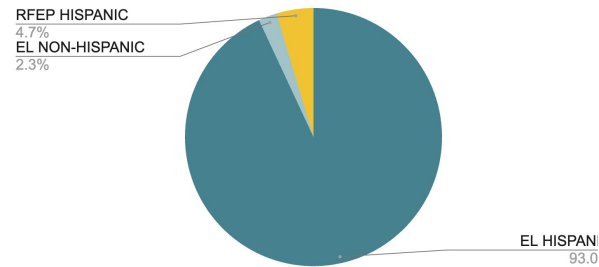
MISTRAL - Years in US Schools: 2, Number of Students: 41



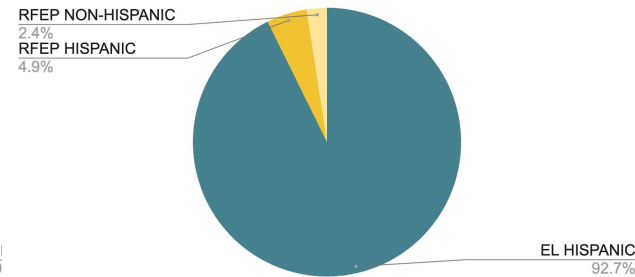
MISTRAL - Years in US School: 3, Number of Students: 28



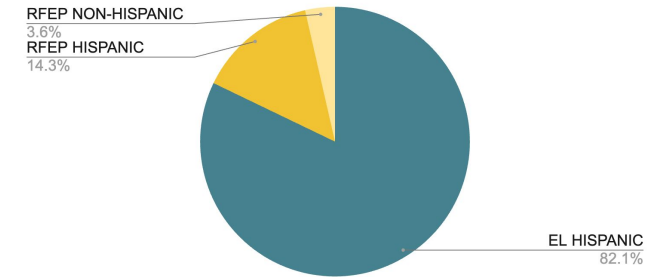
MISTRAL - Years in US Schools: 1, Number for Students: 43



MISTRAL - Years in US Schools: 2, Number of Students: 41



MISTRAL - Years in US School: 3, Number of Students: 28

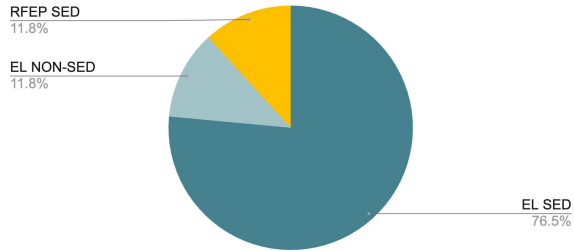




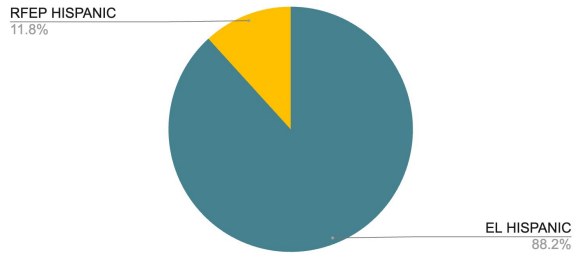
# Mistral

## 4 Years

MISTRAL - Years in US School: 4, Number of Students: 17

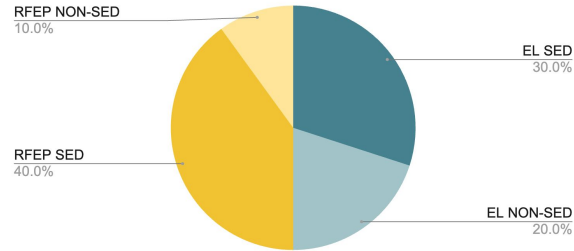


MISTRAL - Years in US School: 4, Number of Students: 17

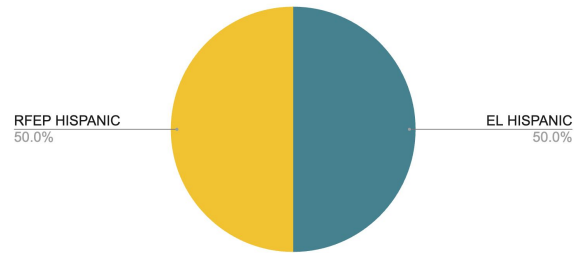


## 5 Years

MISTRAL - Years in US Schools: 5, Number of Students: 20

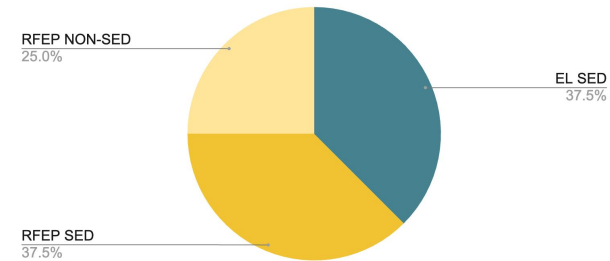


MISTRAL - Years in US Schools: 5, Number of Students: 20

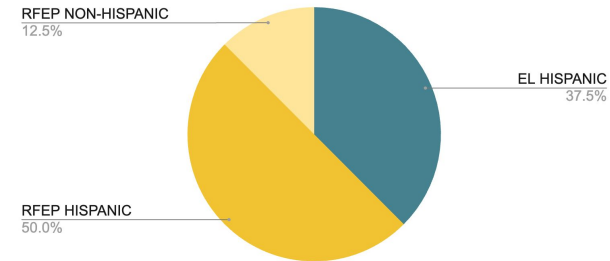


## 6 Years

MISTRAL - YEARS IN US SCHOOLS: 6, Number of Students: 8



MISTRAL - YEARS IN US SCHOOLS: 6, Number of Students: 8



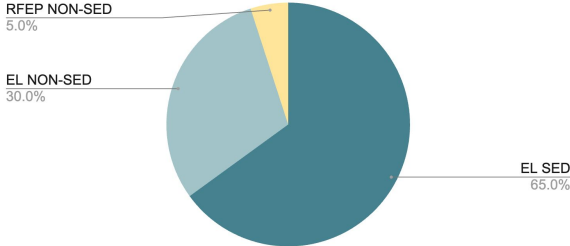
**Goal: 75%**  
**23-24 Result: 63%**

# Monta Loma

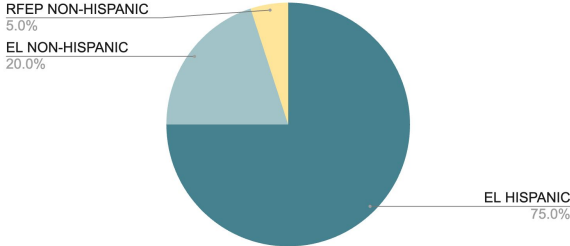
\*Not shown: <1 Year (0% reclassified)

## 1 Year

MONTA LOMA - Years in US Schools: 1, Number for Students: 20

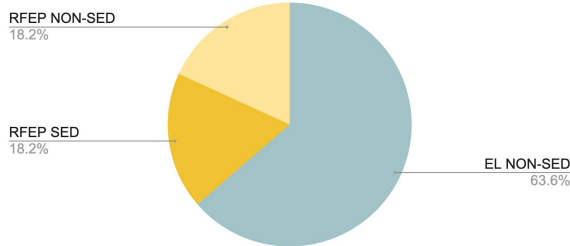


MONTA LOMA - Years in US Schools: 1, Number for Students: 20

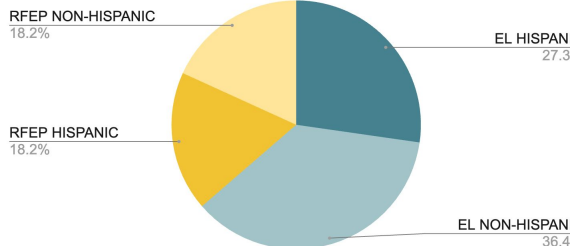


## 2 Years

MONTA LOMA - Years in US Schools: 2, Number of Students: 11

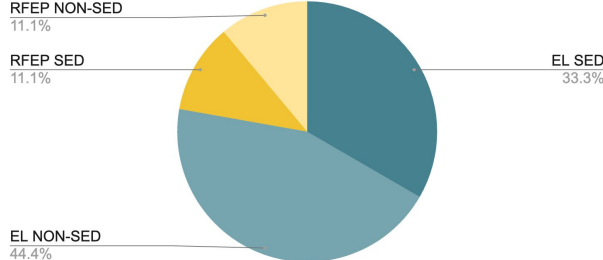


MONTA LOMA - Years in US Schools: 2, Number of Students: 11

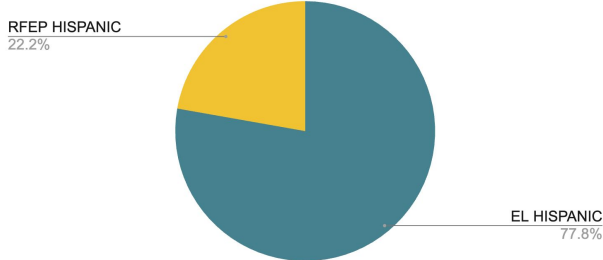


## 3 Years

MONTA LOMA - Years in US School: 3, Number of Students: 9



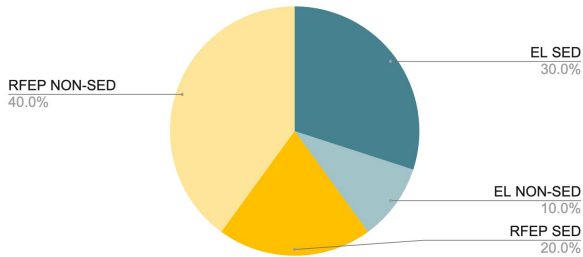
MONTA LOMA - Years in US School: 3, Number of Students: 9



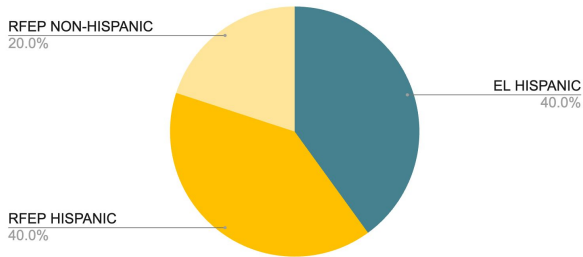
# Monta Loma

## 4 Years

MONTA LOMA - Years in US School: 4, Number of Students: 10

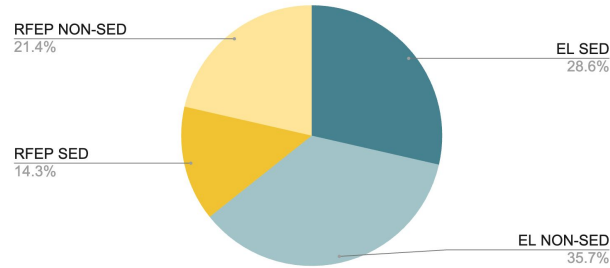


MONTA LOMA - Years in US School: 4, Number of Students: 10

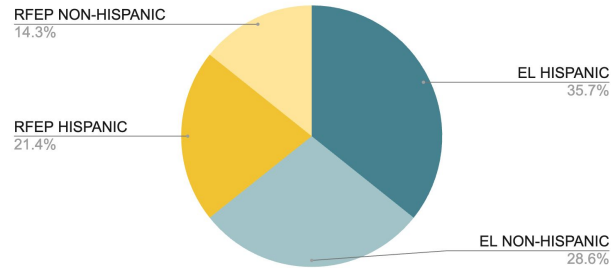


## 5 Years

MONTA LOMA - Years in US Schools: 5, Number of Students: 14

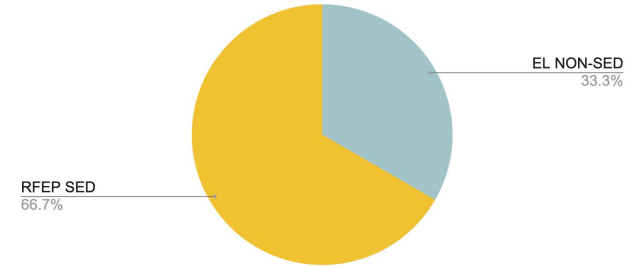


MONTA LOMA - Years in US Schools: 5, Number of Students: 14

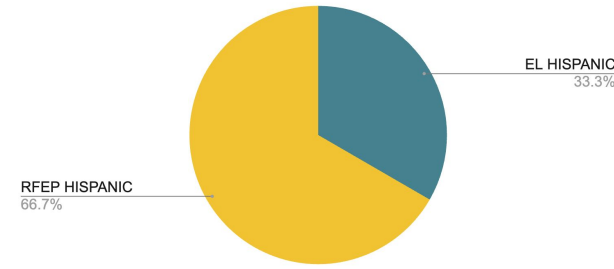


## 6 Years

MONTA LOMA - YEARS IN US SCHOOLS: 6, Number of Students: 3



MONTA LOMA - YEARS IN US SCHOOLS: 6, Number of Students: 3



**Goal: 75%**  
**23-24 Result: 67%**

# Stevenson

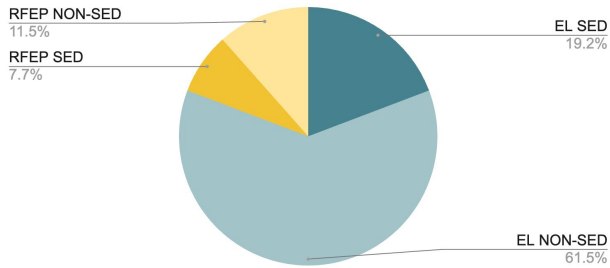
\*Not shown: <1 Year (0% reclassified)

## 1 Year

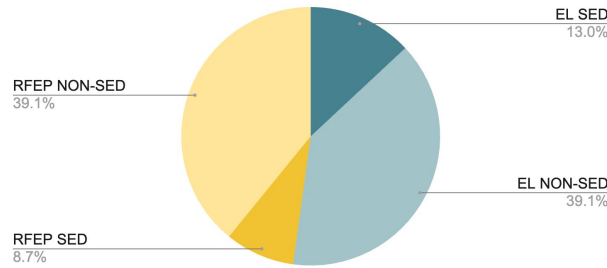
## 2 Years

## 3 Years

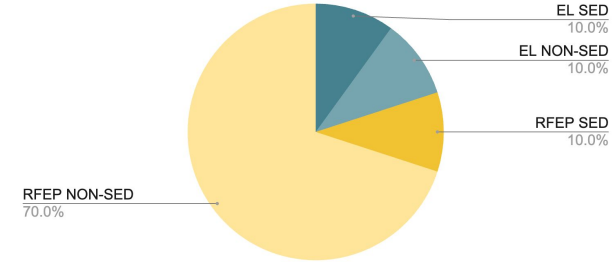
STEVENSON - Years in US Schools: 1, Number for Students: 26



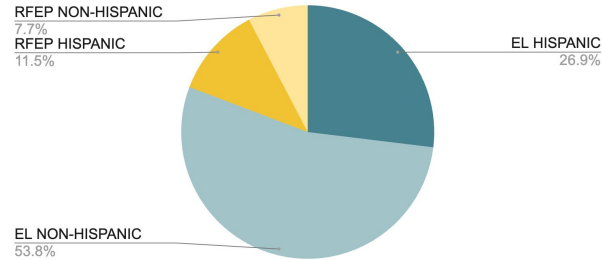
STEVENSON - Years in US Schools: 2, Number of Students: 23



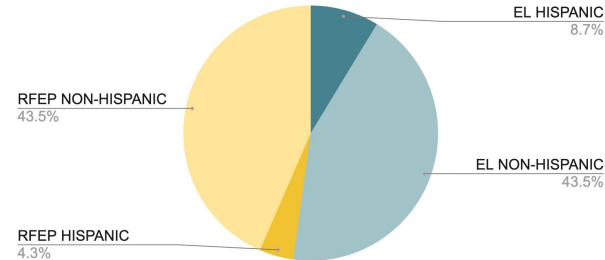
STEVENSON - Years in US School: 3, Number of Students: 10



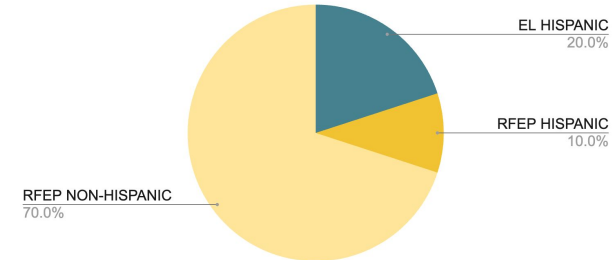
STEVENSON - Years in US Schools: 1, Number for Students: 26



STEVENSON - Years in US Schools: 2, Number of Students: 23



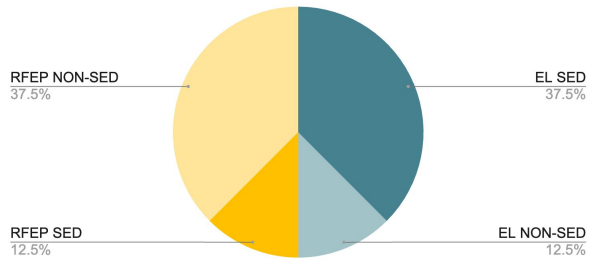
STEVENSON - Years in US School: 3, Number of Students: 10



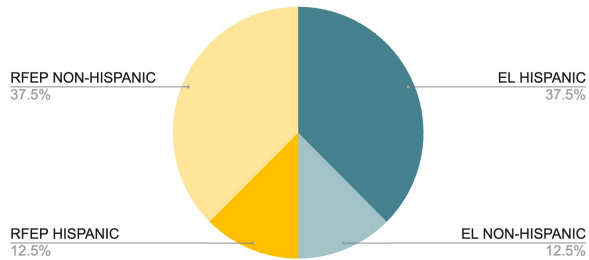
# Stevenson

## 4 Years

STEVENSON - Years in US School: 4, Number of Students: 8

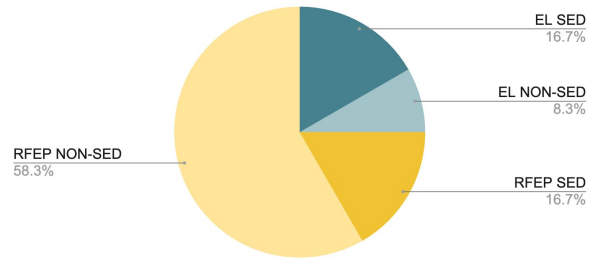


STEVENSON - Years in US School: 4, Number of Students: 8

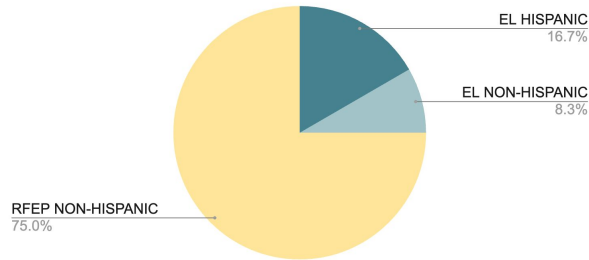


## 5 Years

STEVENSON - Years in US Schools: 5, Number of Students: 12

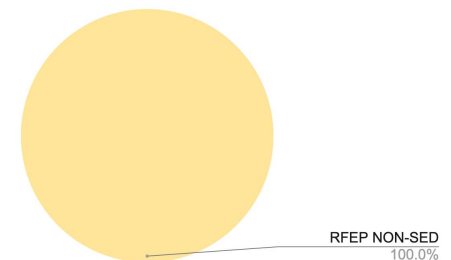


STEVENSON - Years in US Schools: 5, Number of Students: 12

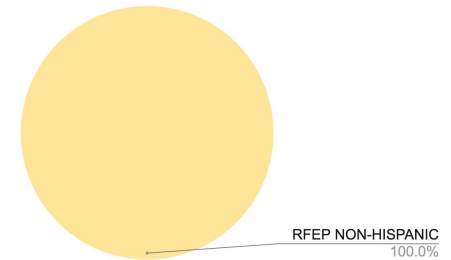


## 6 Years

STEVENSON - YEARS IN US SCHOOLS: 6, Number of Students: 3



STEVENSON - YEARS IN US SCHOOLS: 6, Number of Students: 3



**Goal: 75%**  
**23-24 Result: 100%**

# Theuerkauf

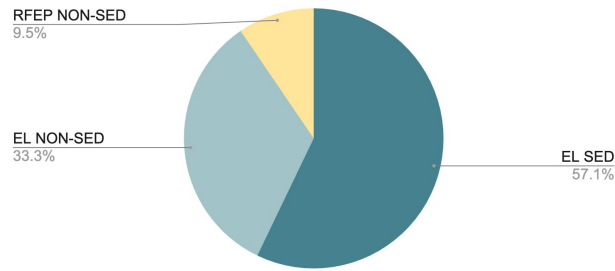
\*Not shown: <1 Year (0% reclassified)

## 1 Year

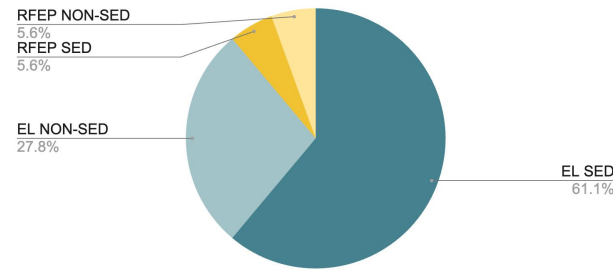
## 2 Years

## 3 Years

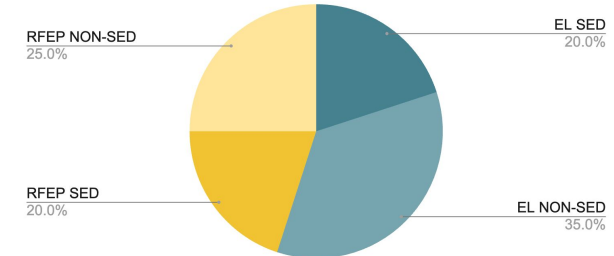
THEUERKAUF - Years in US Schools: 1, Number for Students: 21



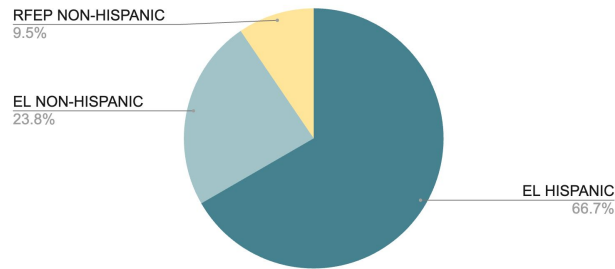
THEUERKAUF - Years in US Schools: 2, Number of Students: 18



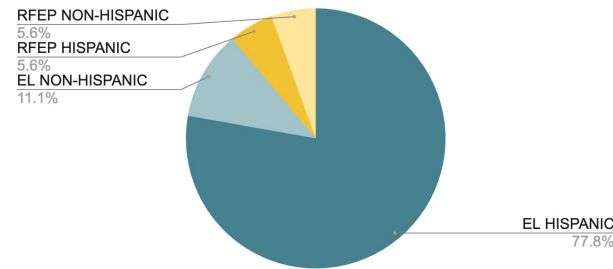
THEUERKAUF - Years in US School: 3, Number of Students: 20



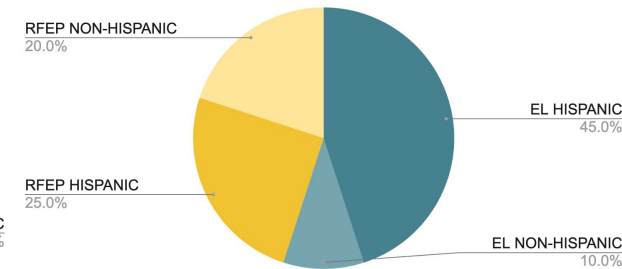
THEUERKAUF - Years in US Schools: 1, Number for Students: 21



THEUERKAUF - Years in US Schools: 2, Number of Students: 18



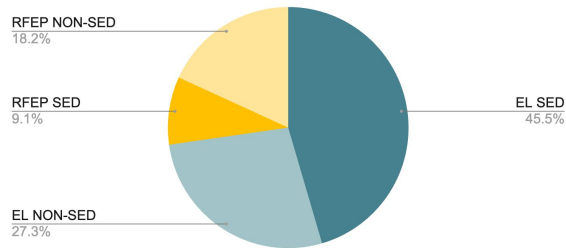
THEUERKAUF - Years in US School: 3, Number of Students: 20



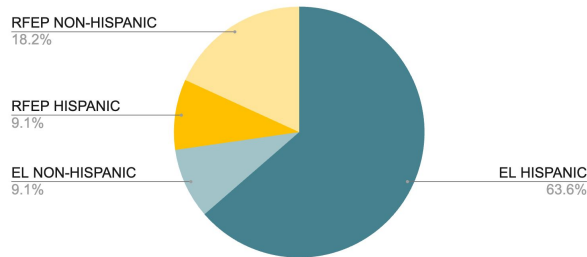
# Theuerkauf

## 4 Years

THEUERKAUF - Years in US School: 4, Number of Students: 11

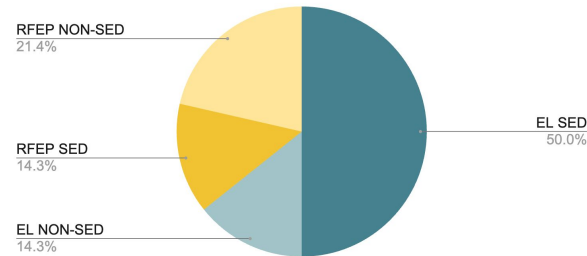


THEUERKAUF - Years in US School: 4, Number of Students: 11

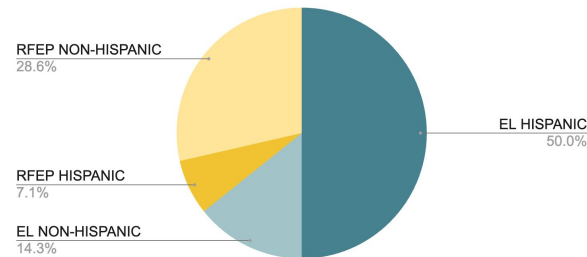


## 5 Years

THEUERKAUF - Years in US Schools: 5, Number of Students: 14

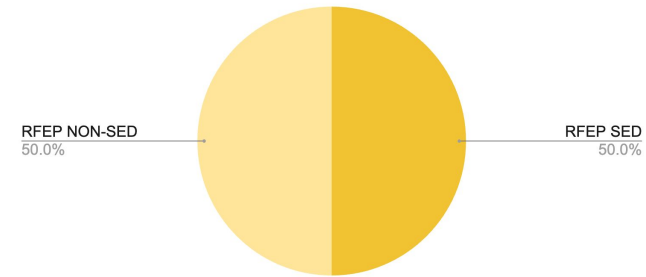


THEUERKAUF - Years in US Schools: 5, Number of Students: 14

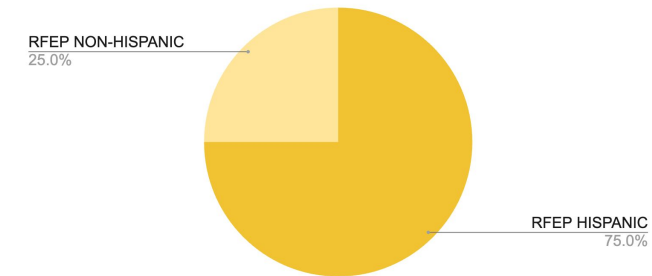


## 6 Years

THEUERKAUF - YEARS IN US SCHOOLS: 6, Number of Students: 4



THEUERKAUF - YEARS IN US SCHOOLS: 6, Number of Students: 4



**Goal: 75%**  
**23-24 Result: 100%**

# Vargas

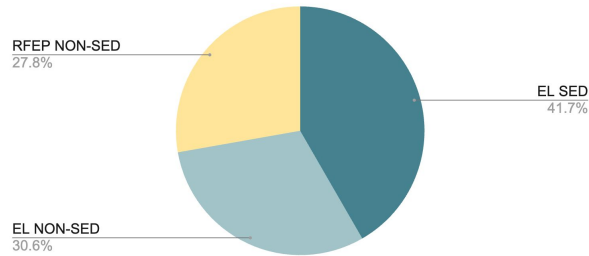
\*Not shown: <1 Year (0% reclassified)

## 1 Year

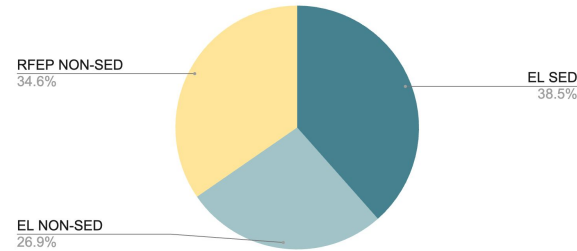
## 2 Years

## 3 Years

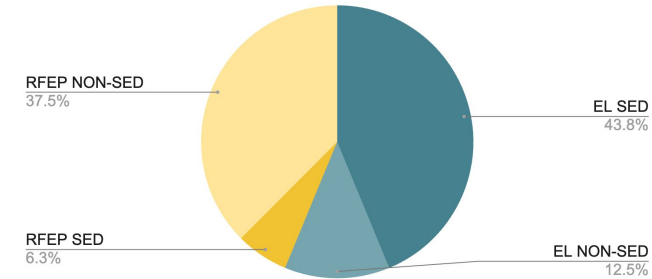
JA VARGAS - Years in US Schools: 1, Number for Students: 36



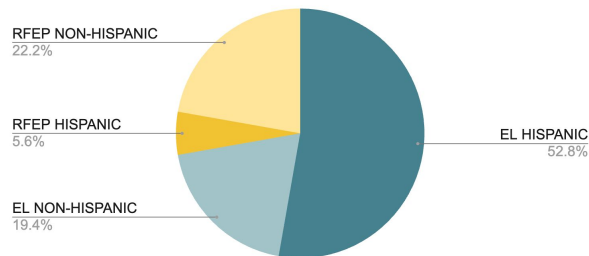
JA VARGAS - Years in US Schools: 2, Number of Students: 26



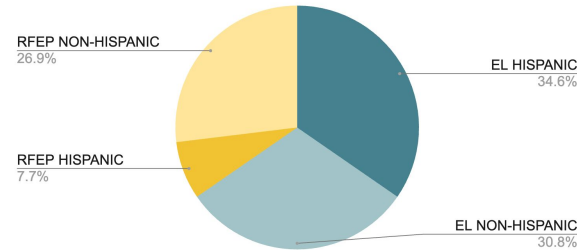
JA VARGAS - Years in US School: 3, Number of Students: 16



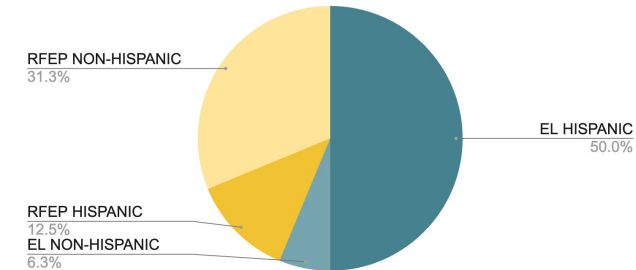
JA VARGAS - Years in US Schools: 1, Number for Students: 36



JA VARGAS - Years in US Schools: 2, Number of Students: 26



JA VARGAS - Years in US School: 3, Number of Students: 16

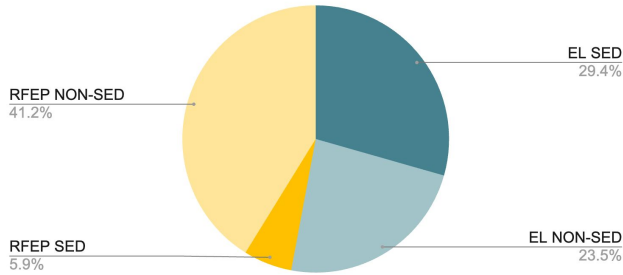




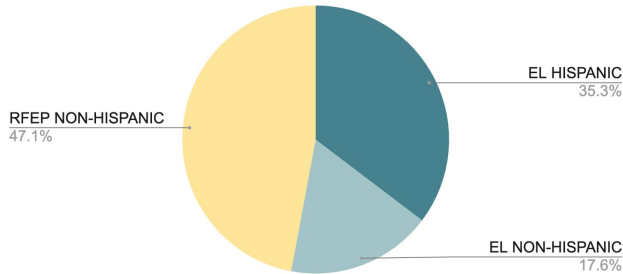
# Vargas

## 4 Years

JA VARGAS - Years in US School: 4, Number of Students: 17

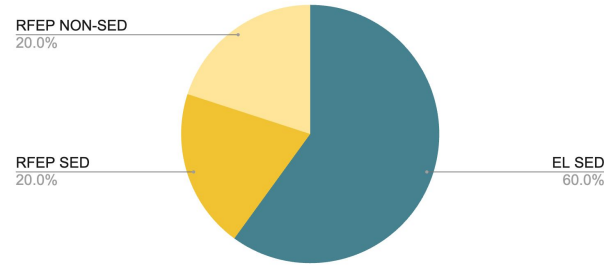


JA VARGAS - Years in US School: 4, Number of Students: 17

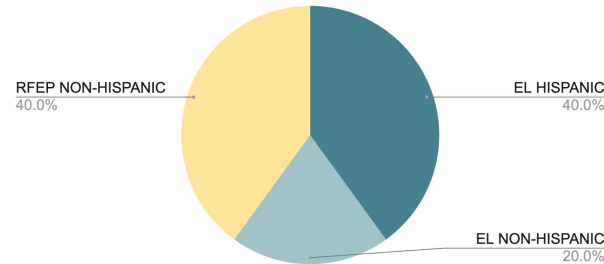


## 5 Years

JA VARGAS - Years in US Schools: 5, Number of Students: 5

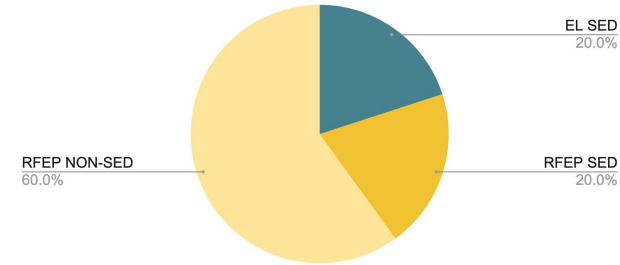


JA VARGAS - Years in US Schools: 5, Number of Students: 5

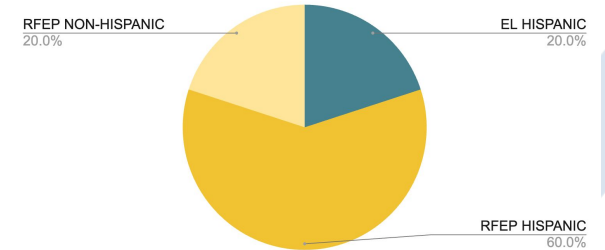


## 6 Years

JA VARGAS - YEARS IN US SCHOOLS: 6, Number of Students: 5



JA VARGAS - YEARS IN US SCHOOLS: 6, Number of Students: 5



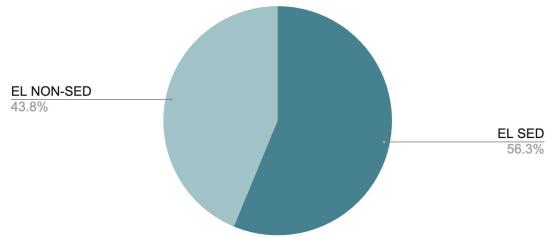
**Goal: 75%**  
**Result: 80%**

# Crittenden

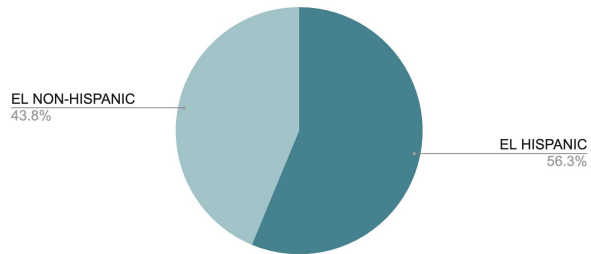
\*Not shown: <1 Year (0% reclassified)

## 1 Year

CRITTENDEN - Years in US Schools: 1, Number for Students: 16

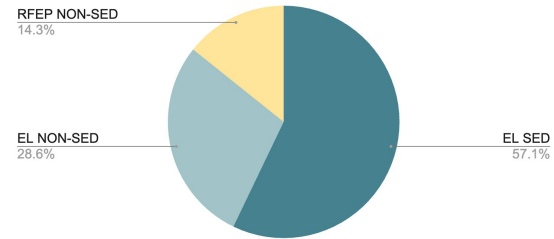


CRITTENDEN - Years in US Schools: 1, Number for Students: 16

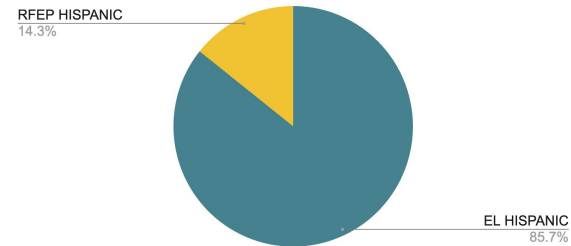


## 2 Years

CRITTENDEN - Years in US Schools: 2, Number of Students: 7

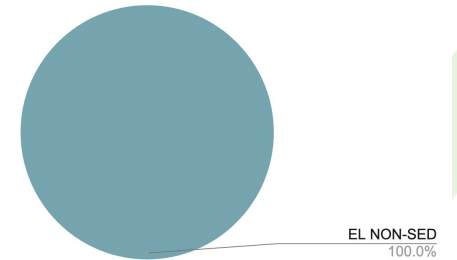


CRITTENDEN - Years in US Schools: 2, Number of Students: 7

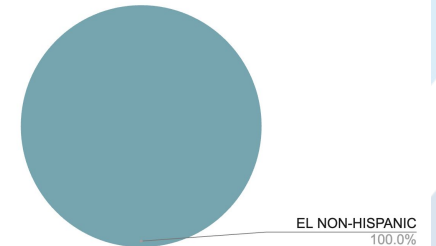


## 3 Years

CRITTENDEN - Years in US School: 3, Number of Students: 1



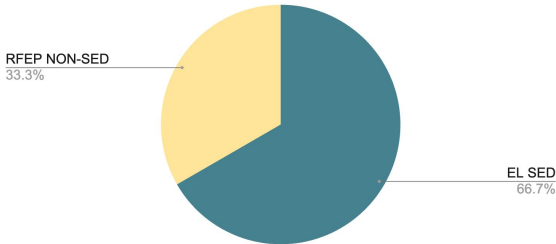
CRITTENDEN - Years in US School: 3, Number of Students: 1



# Crittenden

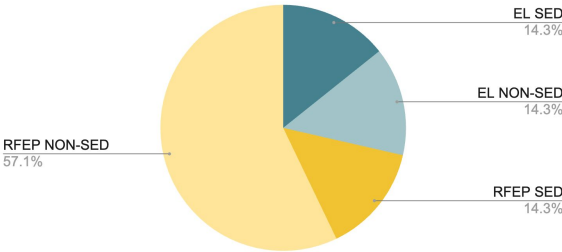
## 4 Years

CRITTENDEN - Years in US School: 4, Number of Students: 3



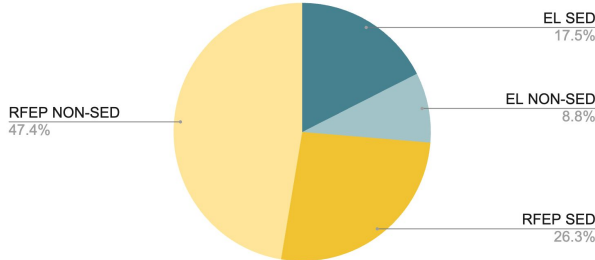
## 5 Years

CRITTENDEN - Years in US Schools: 5, Number of Students: 7

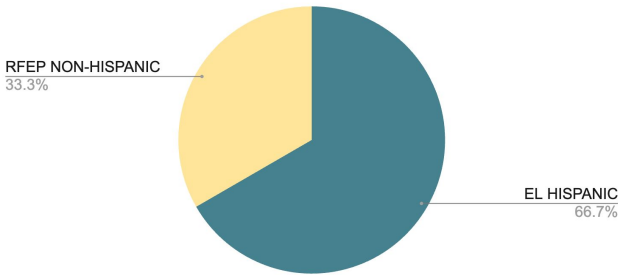


## 6 Years

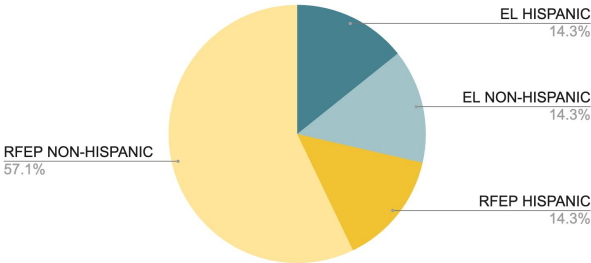
CRITTENDEN - YEARS IN US SCHOOLS: 6, Number of Students: 57



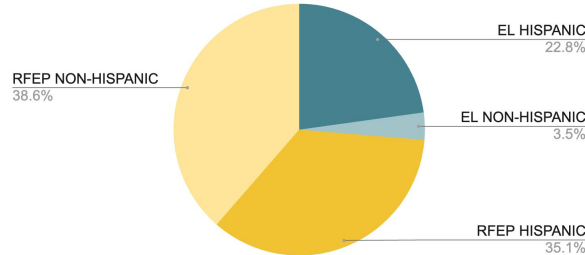
CRITTENDEN - Years in US School: 4, Number of Students: 3



CRITTENDEN - Years in US Schools: 5, Number of Students: 7



CRITTENDEN - YEARS IN US SCHOOLS: 6, Number of Students: 57

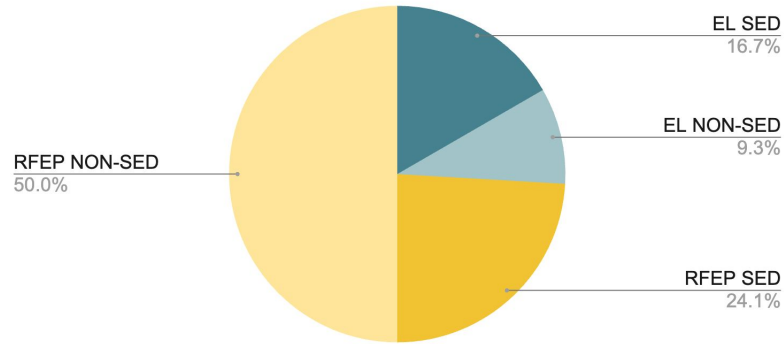


**Goal: 75%**  
**23-24 Result: 74%**

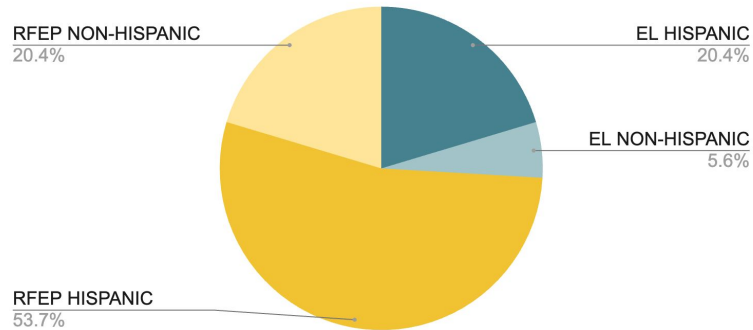
# Crittenden

## 7 Years

CRITTENDEN - YEARS IN US SCHOOLS: 7, Number of Students: 54



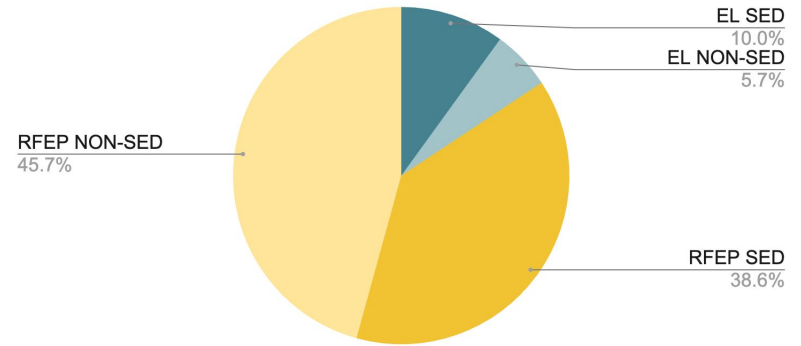
CRITTENDEN - YEARS IN US SCHOOLS: 7, Number of Students: 54



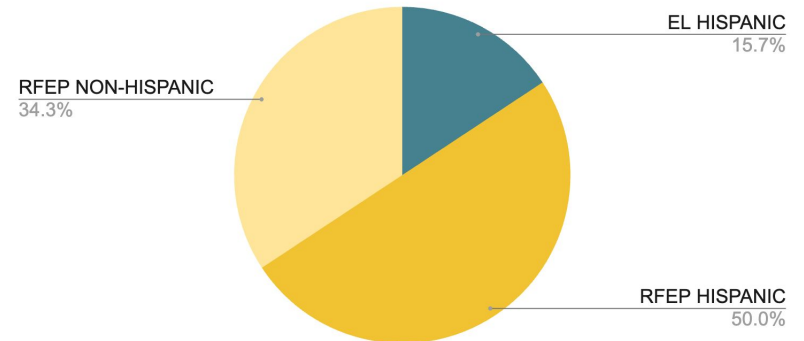
Mountain View Whisman School District

## 8+ Years

CRITTENDEN - YEARS IN US SCHOOLS: 8+, Number of Students: 70



CRITTENDEN - YEARS IN US SCHOOLS: 8+, Number of Students: 70



**Goal: 85%**  
**Result: 84%**

# Graham

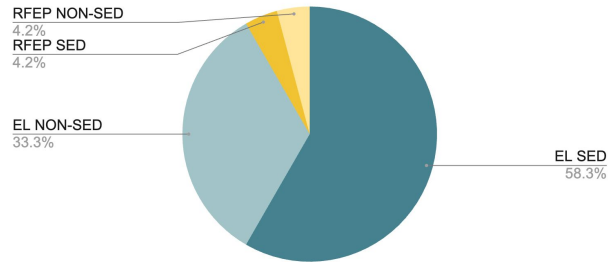
\*Not shown: <1 Year (0% reclassified)

## 1 Year

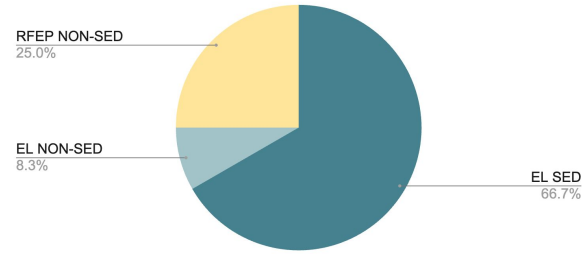
## 2 Years

## 3 Years

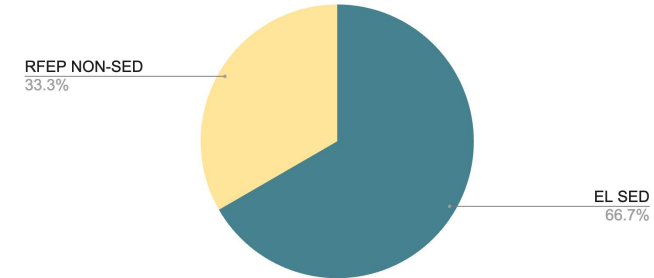
GRAHAM - Years in US Schools: 1, Number for Students: 24



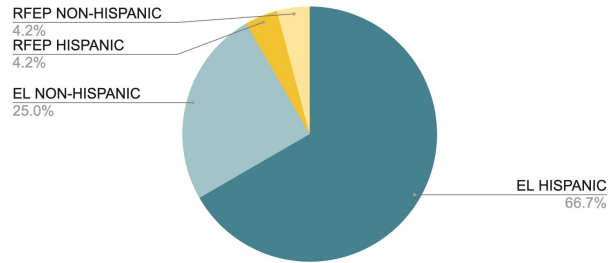
GRAHAM - Years in US Schools: 2, Number of Students: 12



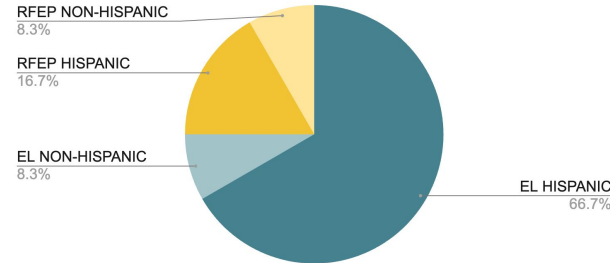
GRAHAM - Years in US School: 3, Number of Students: 3



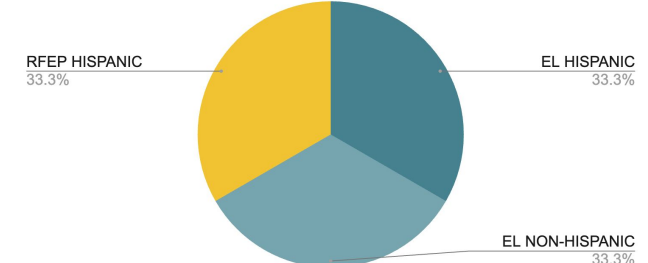
GRAHAM - Years in US Schools: 1, Number for Students: 24



GRAHAM - Years in US Schools: 2, Number of Students: 12



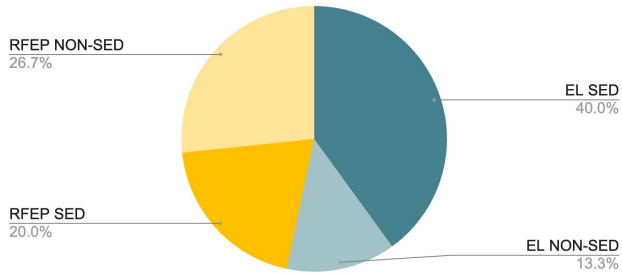
GRAHAM - Years in US School: 3, Number of Students: 3



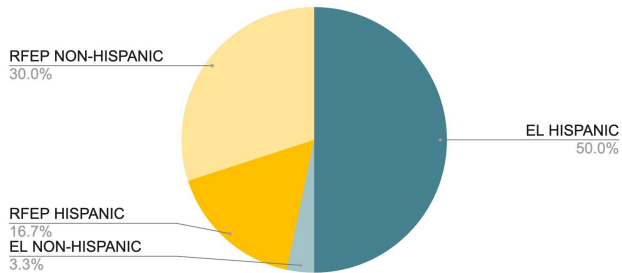
# Graham

## 4 Years

GRAHAM- Years in US School: 4, Number of Students: 30

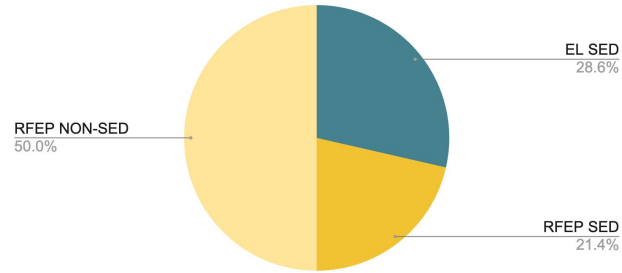


GRAHAM- Years in US School: 4, Number of Students: 30

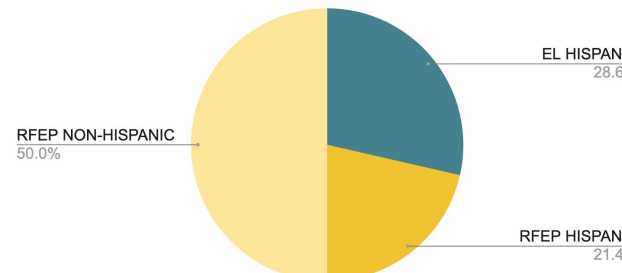


## 5 Years

GRAHAM - Years in US Schools: 5, Number of Students: 14

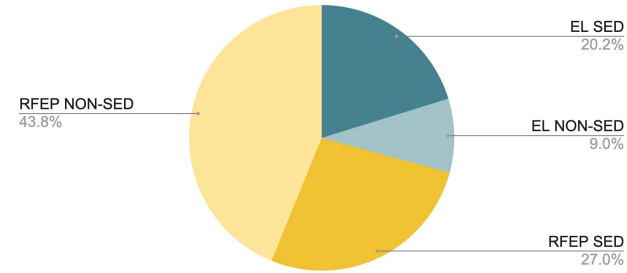


GRAHAM - Years in US Schools: 5, Number of Students: 14

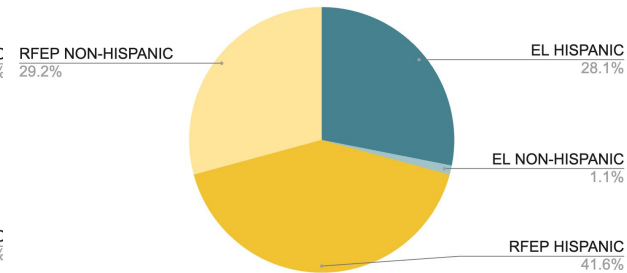


## 6 Years

GRAHAM - YEARS IN US SCHOOLS: 6, Number of Students: 89



GRAHAM - YEARS IN US SCHOOLS: 6, Number of Students: 89

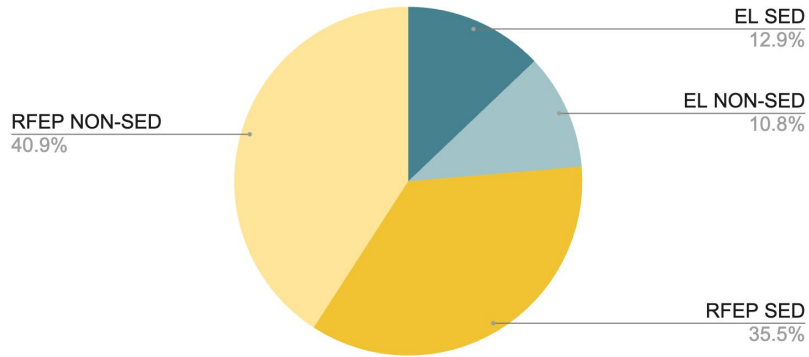


**Goal: 75%**  
**23-24 Result: 71%**

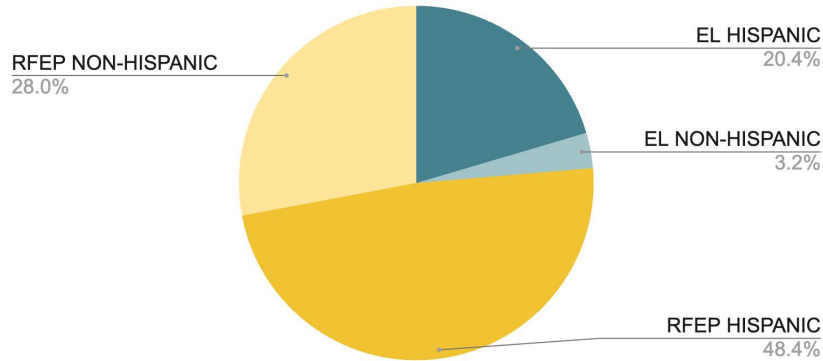
# Graham

## 7 Years

GRAHAM - YEARS IN US SCHOOLS: 7, Number of Students: 93

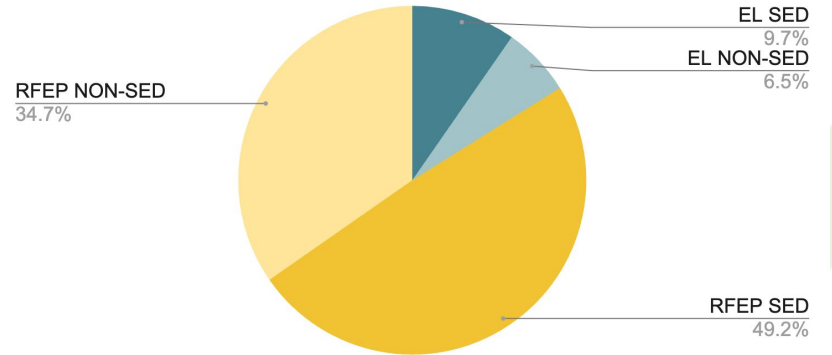


GRAHAM - YEARS IN US SCHOOLS: 7, Number of Students: 93

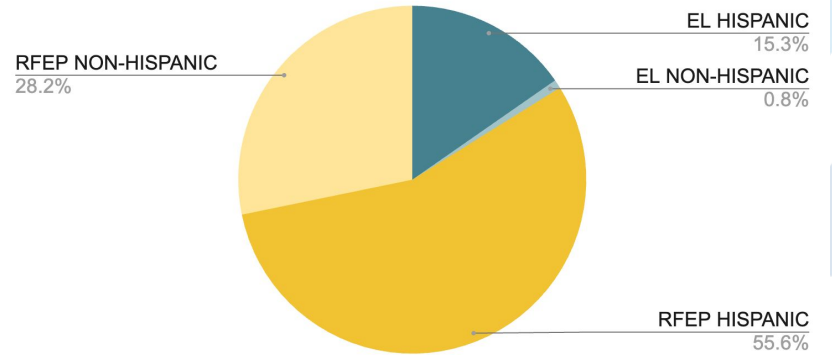


## 8+ Years

GRAHAM - YEARS IN US SCHOOLS: 8+, Number of Students: 124



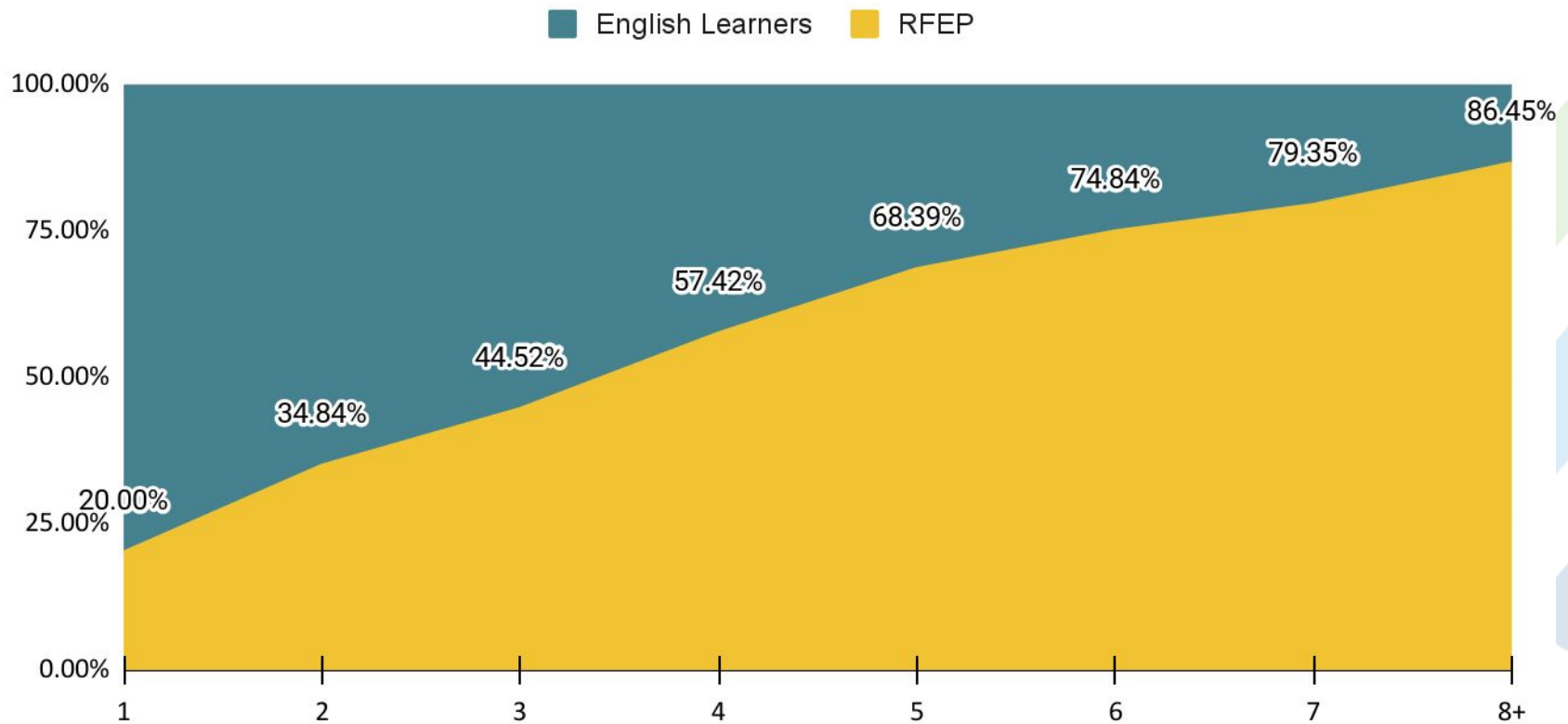
GRAHAM - YEARS IN US SCHOOLS: 8+, Number of Students: 124



**Goal: 85%**  
**Result: 84%**

# Continuous Enrollment - are results different?

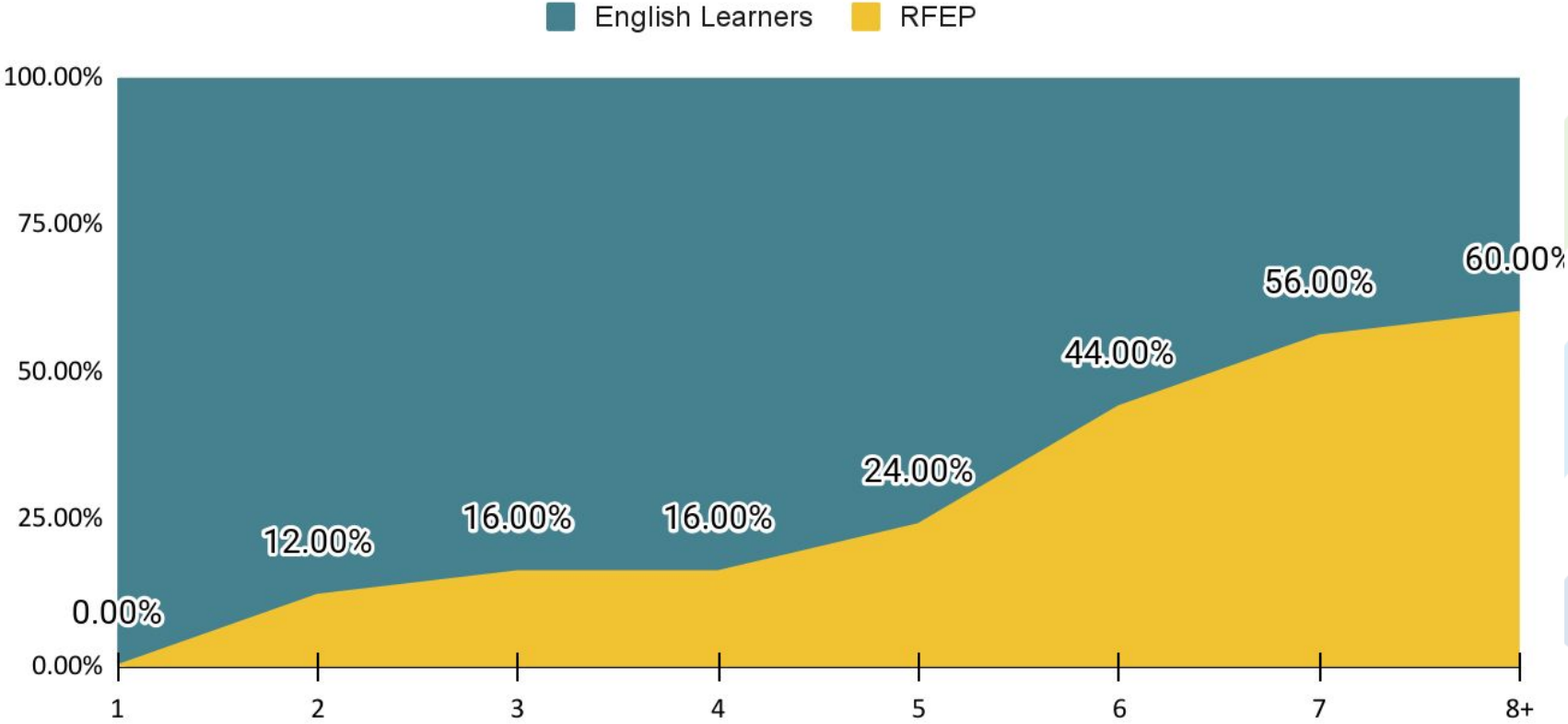
Continuously Enrolled with MVWSD - 8+ years in US Schools





# Continuous Enrollment - are results different?

Not Continuously Enrolled with MVWSD for 8+ years



# English Learner Program Mission

English Learners will

- reclassify as fluent within the research-backed time frame of 5-7 years
- advance levels in their English speaking, listening, reading, and writing each year
- continue to perform academically at high levels after reclassification

# Are ELs successfully making progress toward Reclassification each year?

## Overall ELPAC Score

- Scale: 1, 2, 3, 4

## English Learner Progress Indicator (ELPI)

- Scale: 1, 2L, 2H, 3L, 3H, 4
- Transposed Scale: 1, 2, 3, 4, 5, 6

## Progress: Transposed ELPI minus Years in US Schools

- Ahead of Schedule (1 and above)
- On Schedule (0)
- Slightly Behind Schedule (-1)
- Behind Schedule (-2 to -3)
- Significantly Behind Schedule (-4 and below)

# Progress by School

School	Ahead of Schedule	On Schedule	Slightly Behind Schedule	Behind Schedule	Significantly Behind Schedule	Incomplete data	Total number of EL students
Imai	24.3%	60.0%	2.9%	1.4%	2.9%	8.6%	70
Bubb	14.8%	47.5%	8.2%	11.5%	3.3%	14.8%	61
Castro	10.7%	49.7%	11.2%	16.6%	3.7%	8.0%	187
Landels	18.7%	52.0%	13.3%	2.7%	5.3%	8.0%	75
Mistral	26.1%	36.7%	16.1%	4.4%	0.6%	16.1%	180
Monta Loma	10.7%	53.3%	8.0%	12.0%	2.7%	13.3%	75
Stevenson	35.3%	47.1%	5.9%	5.9%		5.9%	51
Theuerkauf	21.9%	41.7%	10.4%	11.5%	3.1%	11.5%	96
Vargas	18.8%	61.5%	7.3%	5.2%	1.0%	6.3%	96
Crittenden	2.5%	34.6%	13.6%	24.7%	17.3%	7.4%	81
Graham	3.6%	27.5%	15.2%	22.5%	26.8%	4.3%	138
<b>District</b>	<b>16.1%</b>	<b>44.9%</b>	<b>11.3%</b>	<b>11.5%</b>	<b>6.6%</b>	<b>9.6%</b>	<b>1,110</b>

# Progress by Grade Level

Previous Grade Level	Ahead of Schedule	On Schedule	Slightly Behind Schedule	Behind Schedule	Significantly Behind Schedule	Incomplete data	Total number of EL students
TK	9.9%	62.1%	1.6%			26.4%	182
K	49.7%	43.1%	3.9%	0.7%		2.6%	153
1	30.7%	44.7%	18.0%	1.3%		5.3%	150
2	14.4%	48.6%	19.2%	13.7%		4.1%	146
3	7.7%	37.5%	14.4%	31.7%	6.7%	1.9%	104
4	4.0%	44.0%	15.0%	21.0%	15.0%	1.0%	100
5	1.3%	26.3%	23.7%	22.4%	22.4%	3.9%	76
6	2.4%	30.6%	10.6%	27.1%	24.7%	4.7%	85
7	6.5%	37.1%	8.1%	19.4%	21.0%	8.1%	62
Grand Total	15.8%	46.0%	11.1%	11.3%	6.4%	9.4%	1058

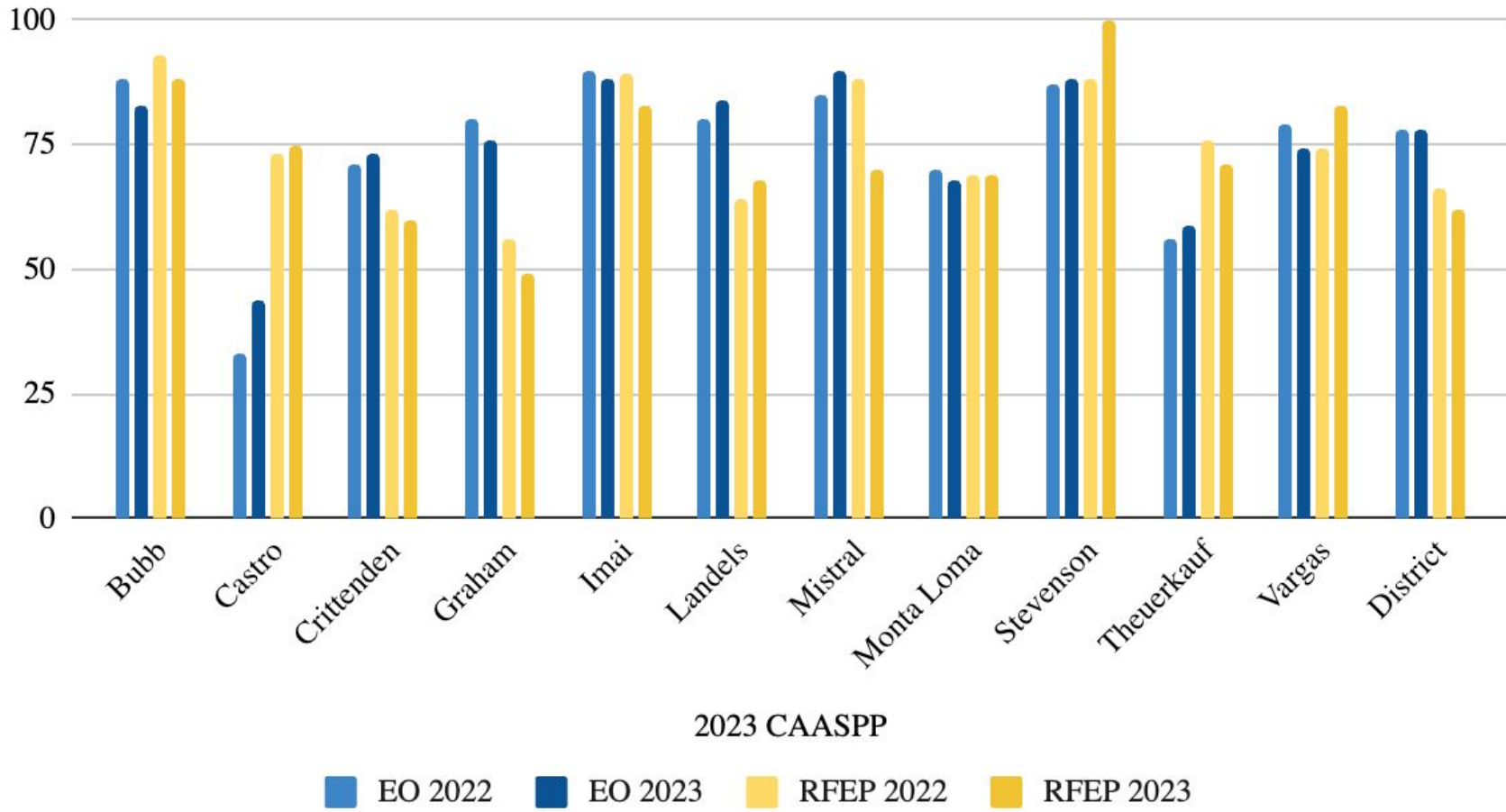
# English Learner Program Mission

English Learners will

- reclassify as fluent within the research-backed time frame of 5-7 years
- advance levels in their English speaking, listening, reading, and writing each year
- continue to perform academically at high levels after reclassification

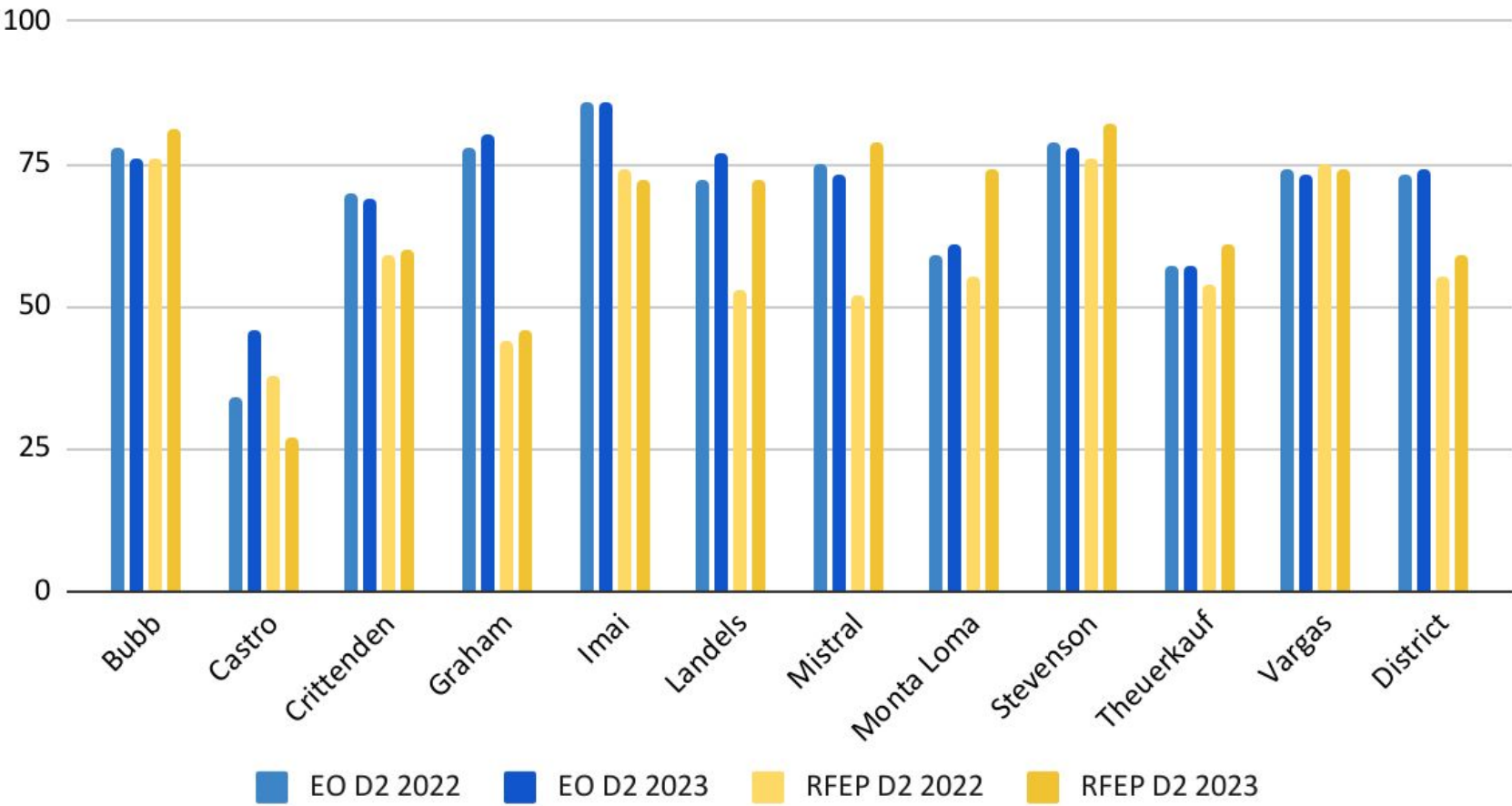
# Are RFEPs performing at similar levels as EOs? (CAASPP)

% Proficient, CAASPP ELA, EO vs RFEP, 2022 vs 2023



# Are RFEPs performing at similar levels as EOs? (iReady)

% Tier 1, iReady Reading D2, EO vs RFEP, 2022 vs 2023







Mountain View  
Whisman  
School District

# Summary and Analysis

# Data Summary, Part 1 of 2

- Districtwide, 73% of Ever-ELs who have completed 6 years in US schools have reclassified. Goal: 75%
- Districtwide, 84% of Ever-ELs who have completed 8+ years in US schools have reclassified. Goal: 85%
- Six out of nine elementary schools are meeting or exceeding the 75% reclassification goal by year 6.
- Castro remains a significant outlier with less than 20% of their students in Year 6 reclassified.
- While ELs who are SED and/or Hispanic largely meet the board goal by their 6th and 9th year, they take more years to do so compared to non-SED and/or non-Hispanic.
- Almost all LTELs or students at risk of becoming LTEL are Hispanic and/or SED.
- ELs who have completed their 8th year in US schools and who enrolled in MVWSD **after** TK or K reclassify at a lower rate than those who start with us in TK or K.

# Data Summary, Part 2 of 2

- More analysis is needed for groups who are over-performing expectations, e.g. Bubb, Imai, and Monta Loma Year 2 students and Theuerkauf Year 3 students.
- Progress: most ELs are on or ahead of schedule in TK/K and 1st grade, but many start to fall behind starting in 2nd grade. (The ELPAC becomes significantly more challenging in 2nd and 3rd grade.)
- RFEP and EO achievement on standardized assessments are comparable, except in middle schools, where there is a significant gap.
- District RFEP performance on CAASPP dropped slightly from 2022 to 2023.
- The impact of COVID/Distance Learning can still be seen, especially among students in their 3rd, 4th, or 5th year of learning English - % Reclassified is lower than historical norms.

# Analysis

- District-wide, consistency of instructional expectations paired with investment in professional development for teachers, instructional coaches, and principals, is leading us back to pre-pandemic reclassification levels.
- SED and Hispanic students reclassify later than their non-SED, non-Hispanic peers, and those who do not reclassify by Year 6 are less likely to reclassify in middle school. Additional analysis of progress data in early elementary school and middle school is key.
- Investment in newcomer teacher programs in the elementary and middle schools continues to be needed.
- Steps to monitor and intervene with ELs who enroll in MVWSD after TK or K should be developed.



Mountain View  
Whisman  
School District

# Ongoing Efforts and Next Steps

# Ongoing efforts

- Strictly adhering to and supporting consistent practices for Designated and Integrated ELD.
- In 2023-24, among other projects, our ELD TOSA has provided many hours of varied individual and group training on Designated and Integrated ELD.
- Director Chang has continued regular site visits with principals to observe best instructional practices in action and provided ELD-oriented coaching and feedback
- All sites have engaged EL families directly through
  - direct services offered by School and Community Engagement Facilitators, ELAC, and DELAC
  - Parent University Extension Series events to help families support their children at home, including sessions on English Language Development and understanding the Reclassification process.

# Next Steps

- Continue to press ELD-related efforts in site master scheduling, ELD training, and instructional supervision.
- Work with members of the Ed Services Department and Principals to connect clearly the role of Integrated ELD and Designated ELD within and alongside the new reading curricula.
- Work with elementary school principals to adopt a dedicated cross-grade Designated ELD schedule for 24-25, especially for grades 2-5, where data shows a drop off in ELPAC performance as compared to TK/K-1.
- Design plans to address (1) the “drop off” in ELPI expected progress starting in 2nd grade, especially among SED and Hispanic students, and (2) the significant gaps between RFEP and EO performance in the middle schools.

# Next Steps

- Continue to refine newcomer supports in elementary and middle schools.
- Continue improvements of EL and RFEP monitoring system, including mechanisms to flag EL students who enter our district in late elementary school or middle school.
- Complete the administration of the 2024 Summative ELPAC
- Celebrate reclassified students yearly through the annual Reclassification Ceremony.
- Plan for training and utilization of the new ELPAC interim assessments in 24-25.