

ReScape Scorecard Practices

ReScape Rated Landscapes are certified using a **rating system** that recognizes excellence in sustainable landscape design, construction and maintenance practices. Civic, commercial, institutional, residential and multifamily landscapes are eligible to become ReScape Rated. The Rated Scorecard provides property owners and landscape professionals with a flexible, systematic framework for creating healthy, drought-tolerant and environmentally sound landscapes.



Emeryville Greenway in Alameda, California received a ReScape rating of 108 points in 2017 (photograph by Michael Lyon).



The Rated Scorecard is based on ReScape’s 8 Principles and records individual practices according to those principles. Trained Raters use the Scorecard to evaluate eligible landscapes. Each practice earns a specified number of points, as listed in the Scorecard, and principles associated with specific practices are marked with an “X”. To qualify as ReScape Rated, a landscape must earn a total of 60 points or more AND complete the 14 required practices marked with “R” in the “Possible Points” column.

8 Landscape Principles



1. Act Local

Built landscapes are a part of the larger ecosystem of the SF Bay Watershed and they can contribute to its health if designed and maintained using sustainable practices.



2. Reduce Waste

Reduce waste by choosing the right plants, avoiding invasive plant species, using recycled and salvaged products in the landscape, and by composting, mulching and grasscycling plant debris.



3. Nurture Soil

Soils are living ecosystems and when landscape practices allow the soil food web to thrive it can filter pollution, store water, provide plant nutrients and help plants resist pests naturally.



4. Sequester Carbon

Healthy vegetation works together with soil rich in organic matter and beneficial microorganisms to remove carbon dioxide from the air and store it as soil carbon, an important strategy for addressing climate change.



5. Save Water

Creating drought resistant soils, select plants naturally adapted to summer-dry climates, use stormwater, greywater and recycled water in the landscape as much as possible, and use efficient irrigation systems that include self-adjusting, weather-based controllers.



6. Conserve Energy

Reduce the need for mowing and shearing, shade buildings and paved areas, use efficient outdoor lighting, and buy local landscape products.



7. Protect Water & Air

Maximize permeable surfaces and minimize stormwater runoff, use integrated pest management, minimize the use of synthetic pesticides and avoid overuse of fertilizers, reduce fossil fuel consumption, and plant trees to remove CO2 and absorb air pollutants.



8. Create Habitat

By using native plants and increasing the diversity of plant palettes, our built landscape can provide food, water and shelter for birds, butterflies, beneficial insects and other welcome creatures.









A. Site Planning

		Points	 Act Local	 Reduce Waste	 Nurture Soil	 Sequester Carbon	 Save Water	 Conserve Energy	 Protect Water + Air	 Create Habitat
A.1	ReScape site analysis	2	✗						✗	✗
A.2	Urban infill, UGB boundary or TOD	3	✗		✗			✗		✗
A.3	Avoid farmland and sensitive sites	3	✗							✗
A.4	Clean up a brownfield site	3			✗				✗	
A.5	Walking distance to public transit	2	✗			✗		✗	✗	
A.6	Proximity to bike routes	3	✗			✗		✗	✗	
A.7	Provide bicycle parking	2	✗			✗		✗	✗	
A.8	Provide mulch/leaf repositories	1		✗	✗			✗		
A.9	Reuse removed trees onsite	2	✗	✗				✗		
A.10	Compost plant debris onsite	2		✗				✗		
A.11	Provide covered recycling receptacles	2		✗					✗	
A.12	Provide water/shelter for wildlife	1	✗							✗
A.13	Protect 80% mature trees	2						✗	✗	✗
A.14	Restore vegetation & hydrology	3	✗			✗			✗	✗
A.15	Increase or connect to open space	2	✗							✗
A.16	Create or protect diverse plant buffer	2	✗			✗			✗	✗








B. Stormwater & Site Drainage

		Points	 Act Local	 Reduce Waste	 Nurture Soil	 Sequester Carbon	 Save Water	 Conserve Energy	 Protect Water + Air	 Create Habitat
B.1	Install permeable paving	6							×	
B.2	Decrease impervious surface by 10%	1							×	
B.3	Capture & treat stormwater runoff	12							×	
B.4	Design self-retaining planting areas	2					×		×	
B.5	Install a greenroof	3				×		×	×	×









C. Earthwork & Soil Health

		Points	 Act Local	 Reduce Waste	 Nurture Soil	 Sequester Carbon	 Save Water	 Conserve Energy	 Protect Water + Air	 Create Habitat
C.1	Submit soil analysis & recommendations	3	×		×	×				
C.2	Complete soil management plan	3	×		×	×				
C.3	Remove & store topsoil before grading	3	×		×					
C.4	Install fencing to protect soil from compaction	3			×	×				
C.5	Cover soil to limit compaction	1			×	×				
C.6	Alleviate compaction in soil	2			×	×				
C.7	Use only organic fertilizers & soil amendments	1	×		×	×			×	×
C.8	Protect all planting areas with 3" mulch	R	×	×	×	×	×		×	×
C.9	Incorporate quality compost into soil	R	×	×	×	×	×		×	
C.10	Install sheet mulch for weed control	3	×	×	×	×	×		×	
C.11	Prohibit synthetic pre-emergent herbicides	2			×	×			×	×
C.12	Install compost blankets, berms or socks	3			×	×	×		×	



D. Materials

		Points	 Act Local	 Reduce Waste	 Nurture Soil	 Sequester Carbon	 Save Water	 Conserve Energy	 Protect Water + Air	 Create Habitat
D.1	Use environmentally preferred materials	14		X		X	X	X	X	
D.2	Use PVC alternatives for irrigation	2		X					X	
D.3	Use recycled aggregate base	2	X	X				X	X	
D.4	Use PVC alts for mainline, laterals	1		X					X	
D.5	Install local/recycles compost & mulch	2	X	X	X	X		X		
D.6	Divert construction waste	R		X						
D.7	Use online C&D management tools	1		X						
D.8	Separate waste streams	2		X						
D.9	Salvage, reuse, or retain item	5		X				X		
D.10	Retain 25% existing pavement	2		X				X		
D.11	Use cool site techniques	2				X		X	X	
D.12	Do not use black mulch	1			X			X		
D.13	Specify low energy lighting	2					X	X		
D.14	Power site lighting with photovoltaics	5					X	X		
D.15	Reduce light pollution/trespass	1					X	X		
D.16	Do not cast direct beam	1						X		
D.17	Use local stone & hardscape	2						X	X	
D.18	Use IPM during construction	1			X				X	X
D.19	Use organic pest management	2			X				X	X

E. Planting

		Points	 Act Local	 Reduce Waste	 Nurture Soil	 Sequester Carbon	 Save Water	 Conserve Energy	 Protect Water + Air	 Create Habitat
E.1	Locate plants to grow to natural size	R		×				×	×	
E.2	No plants from “don’t plant a pest”	R	×	×						×
E.3	No plants on invasive plant inventory	2	×	×						×
E.4	Eradicate existing invasives	2	×	×						×
E.5	Climate adapted plants in medians	R					×			
E.6	Limit turf to recreational areas	R					×	×		
E.7	Install turf alternatives	6					×			
E.8	Group plants in hydrozones	R					×			
E.9	Shade at least 50% building facade	3				×		×		
E.10	Shade 50% paved site area	3				×		×		
E.11	Provide adequate soil volumes	3				×		×		
E.12	Plant large stature trees	2				×		×	×	×
E.13	Neonicotinoid free plants	4							×	×
E.14	Plant a diverse palette	3								×
E.15	Plant California natives	5	×							×

F. Irrigation

		Points								
F.1	Plumb irrigation for recycled water	2	✗				✗			
F.2	Use rainwater/graywater	5	✗				✗	✗		
F.3	Install SMART controller	R					✗	✗		
F.4	Low volume irrigation where required	R					✗	✗		
F.5	Limit precipitation rates	3					✗	✗		
F.6	Climate adapted plants meet water budget	R					✗			
F.7	Install dedicated water meters	R					✗			
F.8	Conduct an irrigation audit	R					✗			
F.9	Meet your local CA MWELO	R					✗			

G. Maintenance

		Points								
G.1	ReScape professional on maintenance team	3	✗	✗	✗	✗	✗	✗	✗	✗
G.2	Site analysis in maintenance manual	2	✗	✗	✗	✗	✗	✗	✗	✗
G.3	Grasscycle	2		✗	✗	✗		✗	✗	
G.4	Produce mulch onsite	2		✗	✗	✗		✗	✗	
G.5	Produce compost onsite	3	✗	✗	✗	✗		✗	✗	
G.6	No plant trimmings to landfill	3		✗				✗	✗	
G.7	Do not shear hedges	2		✗				✗	✗	
G.8	Protect soil from compaction	1	✗		✗	✗				
G.9	Use compost	2			✗	✗				

G. Maintenance (cont.)

		Points	 Act Local	 Reduce Waste	 Nurture Soil	 Sequester Carbon	 Save Water	 Conserve Energy	 Protect Water + Air	 Create Habitat
G.10	Use only organic fertilizers	2			X	X			X	X
G.11	Reapply mulch regularly	2			X	X	X			
G.12	Read dedicated meter	1					X	X		
G.13	Check irrigation equipment	1					X	X		
G.14	Use IPM during maintenance	2			X	X			X	X
G.15	Use organic pest management	2			X	X			X	X

H. Innovation

		Points	 Act Local	 Reduce Waste	 Nurture Soil	 Sequester Carbon	 Save Water	 Conserve Energy	 Protect Water + Air	 Create Habitat
H.1	Include rating info in bid documents	2	X							
H.2	ReScape professional on design team	2	X	X	X	X	X	X	X	X
H.3	Install educational signage	4	X							
H.4	Employ a holistic approach	5	X	X	X	X	X	X	X	X
H.5	Implement your own innovation	6	X	X	X	X	X	X	X	X