



<https://www.sowntogrow.com/#demo-video>



**Mountain View
Whisman
School District**

SEL Objectives

1. “Develop a plan of action for Social Emotional Learning (Goal 2, Action 8): In the 2021-22 school year the District will develop districtwide learning targets for student Social emotional learning competencies and begin the process of adopting a social emotional learning curriculum.”
 - a. Develop a plan of action for ***competency-based Social Emotional Learning***

Who Are We? Our team has extensive education, business and technical experience

Rupa Gupta, CEO



DISTRICT ADMIN

Bain, Bridgespan, San Jose Unified,
Broad Resident, Stanford MBA

Dennis Li, CTO



DISTRICT ADMIN

Facebook, San Jose Unified, Education
Pioneers, Stanford MEng/MPP

TEACHER + ADMIN



Colin

Sales, Marketing &
Customer Success

SCHOOL ADMIN



Kisha

Sales, Marketing &
Customer Success



Will

Product Management
& Analytics



Julie

UX/UI Design



Willson

Software Engineer



Disha

Data Science & Machine
Learning Engineer



TEACHER

Yoshi

Operations Manager



EDUCATION PIONEERS

Our Mission

Empowering K-12 schools to improve student social, emotional, and academic health through an easy and engaging check-in, reflection and teacher feedback process.

How Sown to Grow Works?

Weekly Student Check-In

**How are you
feeling?**



*What's going well, and
what's been hard?*



Proactive Support from Teachers, Counselors, and Admin

School emotions



Feeling down

Maksim L.



Raveena S.



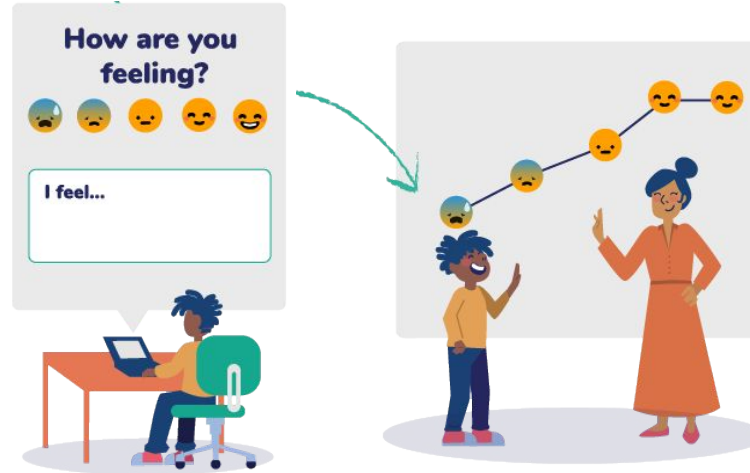
Gordon F.





A comprehensive SEL solution where every student is seen, supported and learning at their best

**Weekly
Check Ins,
Reflection
& Feedback**
(SEL + Academic)



Real-Time
School & District
Insights

Pre/Post
SEL Growth
Assessments

Educator Training
and Professional
Development

Easy-to-Teach
SEL Curriculum

Personalized
Feedback
Suggestions

Alerts for
Concerning
Reflections

What do Students Say?


Students have found STG to be a powerful **safe space** to share what's going on with them

I feel alone. I don't know what's wrong with me.

There seems to be nothing that really excites me, or motivates me, to wake up and have a smile on my face. Of course though, nobody can see that over the screen of a Zoom meeting. **I just want someone to reach out to me and genuinely care.**

I just felt like I needed to vent. I am going to be okay, sooner or later.
Thank you for making us write on here, Ms. D. This was what I needed.

I am trying my best in my classes but **I am not getting the results I want and work for.**



Watch student perspectives from MNPS:
vimeo.com/641284054#t=47

*Reflections have been lightly edited to protect student privacy.

What does research tell us?

Proven impact, especially for students who are behind

Evaluations by researcher at University of California, Los Angeles & WestEd

SEL Capacity

"I am more self-aware"

+68%

"I can better
identify my emotions"

+63%

Belief Systems

Growth Mindset

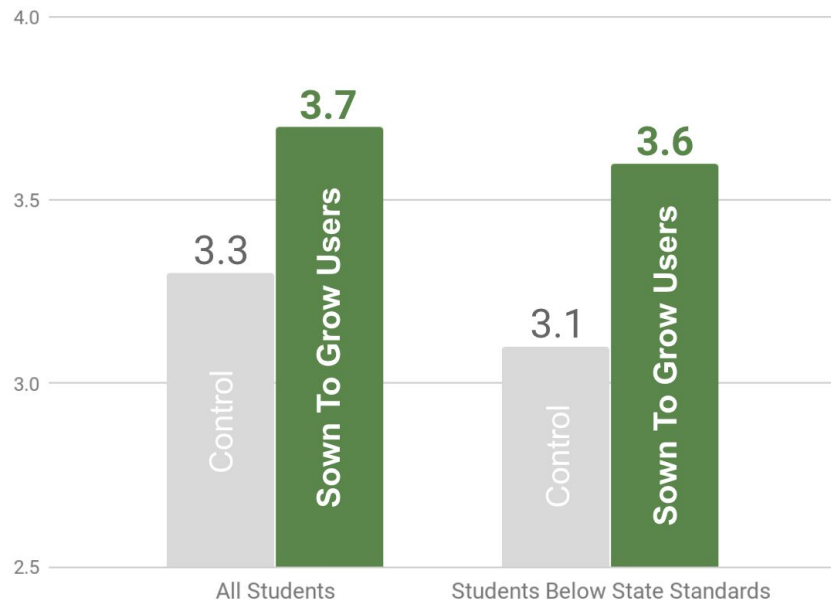
+62%

Student
Empowerment

+56%

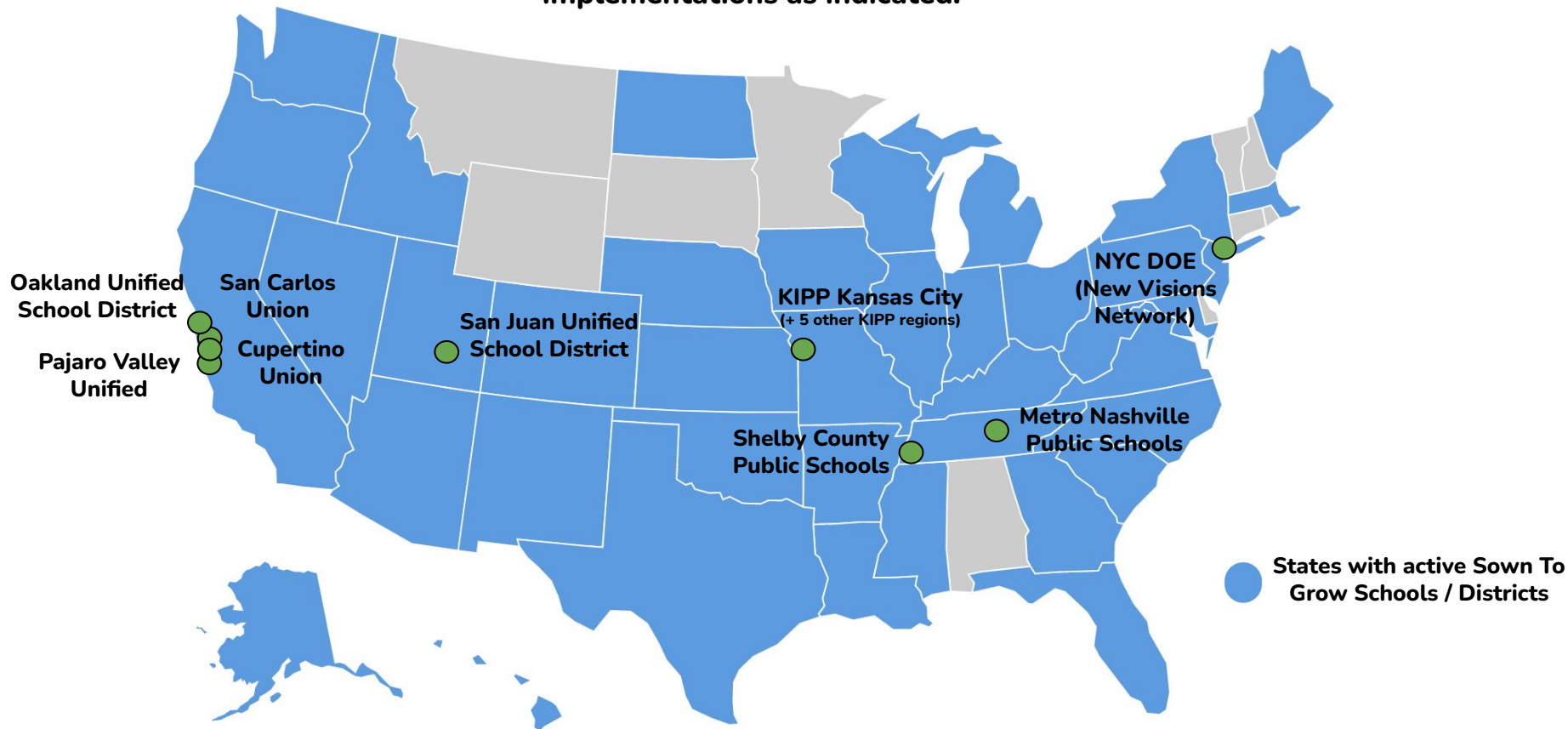
Relative increase in percent of students
scoring "high" (StG group vs control group).

Academic GPA



Where is Sown to Grow Implemented?

Schools and districts are using Sown To Grow in thirty nine states with large District/Network-wide implementations as indicated:



What does it Cost?

Implementation & budget plans that fit district's readiness and needs

	Description	Base Price
Comprehensive All Modules	Includes all Sown To Grow modules (SEL, academic, goal-setting and custom), SEL assessment, SEL curriculum, PD/training, ongoing coaching, and comprehensive admin insights reporting	\$6-9 per student <i>(dependent on enrollment and other implementation factors)</i>
Foundational Core Modules	Core modules (SEL and academic), SEL assessment, SEL curriculum, PD/training, ongoing coaching, and comprehensive admin insights reporting	\$4-7 per student <i>(dependent on enrollment and other implementation factors)</i>
Basic / Entry Single Module	One module (either SEL or academic), SEL screener, kick-off training, concerning reflection alerts, and limited admin insights reporting	\$3-5 per student <i>(dependent on enrollment and other implementation factors)</i>

**Additional discounts and customized pricing apply for multi-year contracts and enrollment of over 50K students*

Sown To Grow, Inc.
515 Crofton Ave
Oakland, CA 94610
(415) 745-9465
orders@sowntogrow.com



Estimate

ADDRESS

Karin Jinbo
Mountain View Whisman
School District
1400 Montecito Avenue
Mountain View, CA 94043

ESTIMATE # 202122-1051

DATE 02/23/2022

ACTIVITY	QTY	RATE	AMOUNT
Spring Implementation Program Mar 1, 2022 - June 30, 2022 Includes software licenses for 10-15 teachers, their students, and admin, PD/training, ongoing coaching, and administrator data reports to measure growth in student well-being, SEL skills, academic reflection quality, and more.	1	2,450.00	2,450.00

Please sign estimate or provide purchase order to lock in discounted pricing. Return by email to orders@sowntogrow.com or mail to the address above. Thank you!

TOTAL

\$2,450.00

Accepted By

Accepted Date