

 Return to Table of Contents	Role					
	Parent/Guardian		Student		Staff member	
	Count	Column %	Count	Column %	Count	Column %
Which of the following best describes your relationship with MVWSD? If you are both a parent and a staff member, please select your role as a staff member.						
Sample Size	791		1,112		268	
Parent or guardian of a student	791	100%	0	0%	0	0%
Student	0	0%	1,112	100%	0	0%
Staff member	0	0%	0	0%	268	100%
Community member	0	0%	0	0%	0	0%
Which of the following best describes your role within MVWSD?						
Sample Size	-		-		268	
School staff (e.g., teacher, paraprofessional, administrator, support staff)	-	-	-	-	247	92%
District staff (e.g., administrator, district-office staff)	-	-	-	-	21	8%
Which of the following best describes your role at your school?						
Sample Size	-		-		247	
Classified staff	-	-	-	-	59	24%
Certificated staff	-	-	-	-	177	72%
Administrative staff	-	-	-	-	9	4%
Other school staff	-	-	-	-	2	1%
Which of the following best describes your role in the district?						
Sample Size	-		-		21	
District administrator	-	-	-	-	10	48%
District office staff	-	-	-	-	6	29%
Other district staff	-	-	-	-	5	24%
How many children do you have currently enrolled in a MVWSD school?						
Sample Size	791		-		-	
1 child	454	57%	-	-	-	-

		Role					
		Parent/Guardian		Student		Staff member	
		Count	Column %	Count	Column %	Count	Column %
	Return to Table of Contents						
	2 children	294	37%	-	-	-	-
	3 children	39	5%	-	-	-	-
	4 children	4	1%	-	-	-	-
	5 children or more	0	0%	-	-	-	-
Please select [your/your child's] grade.							
	Sample Size	791		1,112		-	
	Pre-K	5	1%	0	0%	-	-
	TK	8	1%	0	0%	-	-
	Kindergarten	63	8%	0	0%	-	-
	Grade 1	62	8%	0	0%	-	-
	Grade 2	68	9%	0	0%	-	-
	Grade 3	95	12%	0	0%	-	-
	Grade 4	80	10%	0	0%	-	-
	Grade 5	91	12%	0	0%	-	-
	Grade 6	105	13%	364	33%	-	-
	Grade 7	107	14%	413	37%	-	-
	Grade 8	107	14%	335	30%	-	-
What grade level(s) do you teach/primarily work with? Please select all that apply							
	Sample Size	-		-		177	
	Pre-K	-	-	-	-	10	6%
	TK	-	-	-	-	4	2%
	Kindergarten	-	-	-	-	25	14%
	Grade 1	-	-	-	-	24	14%
	Grade 2	-	-	-	-	24	14%
	Grade 3	-	-	-	-	34	19%
	Grade 4	-	-	-	-	26	15%
	Grade 5	-	-	-	-	30	17%
	Grade 6	-	-	-	-	46	26%
	Grade 7	-	-	-	-	48	27%

	Return to Table of Contents	Role					
		Parent/Guardian		Student		Staff member	
		Count	Column %	Count	Column %	Count	Column %
		Grade 8		-	-	-	-


Please select [your/your child's] school./At which school or site do you primarily work? If you work at multiple schools, please select the school at which you spend the majority of your time.

Sample Size	791		1,112		268	
Graham Middle School	151	19%	735	66%	49	18%
Crittenden Middle School	168	21%	369	33%	35	13%
Stevenson Elementary	89	11%	1	0%	27	10%
Gabriela Mistral Elementary	75	9%	1	0%	17	6%
Monta Loma Elementary	54	7%	1	0%	21	8%
Edith Landels Elementary	62	8%	0	0%	10	4%
Amy Imai Elementary (formerly Huff)	45	6%	2	0%	12	4%
Theuerkauf Elementary	34	4%	0	0%	24	9%
Jose Antonio Vargas Elementary	47	6%	1	0%	8	3%
Benjamin Bubb Elementary	42	5%	0	0%	12	4%
Mariano Castro Elementary	19	2%	0	0%	19	7%
Preschool	5	1%	2	0%	17	6%
District Office	0	0%	0	0%	17	6%


Does your child participate in any of the following?/Do you primarily teach or work with any of the following student populations or programs (e.g., special education teacher)? Please select all that apply.


Sample Size	791		1,112		247	
English Learners (EL)	79	10%	62	6%	95	38%
Special Education	59	7%	27	2%	70	28%
Gifted and Talented	4	1%	18	2%	24	10%
None of the above	654	83%	1,011	91%	120	49%


[Do you/Does your child] qualify for Free or Reduced-Price Lunch (FRPL)?


	Return to Table of Contents	Role					
		Parent/Guardian		Student		Staff member	
		Count	Column %	Count	Column %	Count	Column %
Sample Size		692		611		-	
Yes		150	22%	389	64%	-	-
No		542	78%	222	36%	-	-
How familiar are you with MVWSD schools?							
Sample Size		-		-		-	
Not at all familiar		-	-	-	-	-	-
Slightly familiar		-	-	-	-	-	-
Moderately familiar		-	-	-	-	-	-
Very familiar		-	-	-	-	-	-
Extremely familiar		-	-	-	-	-	-
Top 2		-	-	-	-	-	-
Please say how much you agree or disagree with the following statements about [your school/your child's school/MVWSD schools]:							
[My school/My child's school/MVWSD schools] supports students physical health.							
Sample Size		769		1,040		264	
Completely disagree		43	6%	31	3%	3	1%
Somewhat disagree		50	7%	50	5%	11	4%
Neither agree nor disagree		54	7%	134	13%	19	7%
Somewhat agree		294	38%	351	34%	108	41%
Completely agree		328	43%	474	46%	123	47%
Top 2		622	81%	825	79%	231	88%
[My school/My child's school/MVWSD schools] supports students mental health.							
Sample Size		726		1,015		263	
Completely disagree		42	6%	45	4%	6	2%
Somewhat disagree		66	9%	98	10%	23	9%
Neither agree nor disagree		78	11%	176	17%	20	8%
Somewhat agree		258	36%	302	30%	106	40%

<div> <div>HR</div> <div> Return to Table of Contents </div> </div>	Role					
	Parent/Guardian		Student		Staff member	
	Count	Column %	Count	Column %	Count	Column %
Completely agree	282	39%	394	39%	108	41%
Top 2	540	74%	696	69%	214	81%
[My school/My child's school/MVWSD schools] helps students develop soft skills (e.g., communication, teamwork, relationship skills).						
Sample Size	767		1,064		265	
Completely disagree	38	5%	20	2%	5	2%
Somewhat disagree	49	6%	71	7%	17	6%
Neither agree nor disagree	61	8%	130	12%	20	8%
Somewhat agree	266	35%	397	37%	99	37%
Completely agree	353	46%	446	42%	124	47%
Top 2	619	81%	843	79%	223	84%
[My school/My child's school/MVWSD schools] provides a safe space for all students.						
Sample Size	763		1,071		268	
Completely disagree	47	6%	37	3%	4	1%
Somewhat disagree	50	7%	108	10%	15	6%
Neither agree nor disagree	55	7%	181	17%	14	5%
Somewhat agree	237	31%	397	37%	95	35%
Completely agree	374	49%	348	32%	140	52%
Top 2	611	80%	745	70%	235	88%
[My school/My child's school/MVWSD schools] understands all students unique backgrounds.						
Sample Size	738		979		267	
Completely disagree	51	7%	33	3%	6	2%
Somewhat disagree	59	8%	103	11%	26	10%
Neither agree nor disagree	78	11%	177	18%	24	9%
Somewhat agree	282	38%	313	32%	111	42%
Completely agree	268	36%	353	36%	100	37%
Top 2	550	75%	666	68%	211	79%

						
	Role					
	Parent/Guardian		Student		Staff member	
Return to Table of Contents	Count	Column %	Count	Column %	Count	Column %
Please say how much you agree or disagree with the following statements about physical and health education. [My school/My child's school/MVWSD schools] provide[s] enough instruction (i.e., lessons and class time) on the following topics related to physical and health education:						
Nutrition and dietary behavior						
Sample Size	565		965		219	
Completely disagree	65	12%	135	14%	36	16%
Somewhat disagree	112	20%	155	16%	35	16%
Neither agree nor disagree	107	19%	258	27%	46	21%
Somewhat agree	169	30%	261	27%	79	36%
Completely agree	112	20%	156	16%	23	11%
Top 2	281	50%	417	43%	102	47%
Physical activity and fitness						
Sample Size	700		1,070		245	
Completely disagree	26	4%	23	2%	6	2%
Somewhat disagree	46	7%	32	3%	15	6%
Neither agree nor disagree	71	10%	89	8%	29	12%
Somewhat agree	274	39%	296	28%	93	38%
Completely agree	283	40%	630	59%	102	42%
Top 2	557	80%	926	87%	195	80%
Alcohol, tobacco, and other drug use prevention						
Sample Size	416		913		197	
Completely disagree	42	10%	176	19%	32	16%
Somewhat disagree	48	12%	119	13%	34	17%
Neither agree nor disagree	108	26%	188	21%	61	31%
Somewhat agree	75	18%	153	17%	46	23%
Completely agree	143	34%	277	30%	24	12%
Top 2	218	52%	430	47%	70	36%
Physical safety and injury prevention						

 Return to Table of Contents	Role					
	Parent/Guardian		Student		Staff member	
	Count	Column %	Count	Column %	Count	Column %
Sample Size	566		993		230	
Completely disagree	23	4%	50	5%	15	7%
Somewhat disagree	46	8%	91	9%	34	15%
Neither agree nor disagree	114	20%	174	18%	54	23%
Somewhat agree	200	35%	345	35%	71	31%
Completely agree	183	32%	333	34%	56	24%
Top 2	383	68%	678	68%	127	55%
Disease prevention (e.g., germs, bacteria, viruses)						
Sample Size	625		1,016		227	
Completely disagree	23	4%	43	4%	15	7%
Somewhat disagree	45	7%	74	7%	33	15%
Neither agree nor disagree	79	13%	150	15%	30	13%
Somewhat agree	201	32%	326	32%	82	36%
Completely agree	277	44%	423	42%	67	30%
Top 2	478	76%	749	74%	149	66%
Hygiene (e.g., brushing your teeth, washing your hands)						
Sample Size	561		1,016		222	
Completely disagree	36	6%	76	7%	20	9%
Somewhat disagree	58	10%	114	11%	37	17%
Neither agree nor disagree	87	16%	196	19%	41	18%
Somewhat agree	174	31%	323	32%	71	32%
Completely agree	206	37%	307	30%	53	24%
Top 2	380	68%	630	62%	124	56%
Sleep (e.g., how to know if you are getting a good night's rest)						
Sample Size	503		997		210	
Completely disagree	41	8%	135	14%	28	13%
Somewhat disagree	72	14%	197	20%	50	24%
Neither agree nor disagree	120	24%	231	23%	55	26%
Somewhat agree	136	27%	271	27%	56	27%

<div>  <div> Return to Table of Contents </div> </div>	Role					
	Parent/Guardian		Student		Staff member	
	Count	Column %	Count	Column %	Count	Column %
Completely agree	134	27%	163	16%	21	10%
Top 2	270	54%	434	44%	77	37%
How would you rate the following health resources and supports at [your school/your child's school/MVWSD schools]?						
Physical Education (PE)						
Sample Size	673		1,090		235	
Very poor	9	1%	21	2%	2	1%
Poor	24	4%	36	3%	6	3%
Fair	114	17%	172	16%	25	11%
Good	341	51%	450	41%	94	40%
Excellent	185	27%	411	38%	108	46%
Top 2	526	78%	861	79%	202	86%
Recess or unstructured play time						
Sample Size	670		1,057		248	
Very poor	22	3%	22	2%	10	4%
Poor	45	7%	83	8%	19	8%
Fair	171	26%	283	27%	65	26%
Good	326	49%	388	37%	109	44%
Excellent	106	16%	281	27%	45	18%
Top 2	432	64%	669	63%	154	62%
School-provided meals						
Sample Size	690		1,048		253	
Very poor	88	13%	199	19%	18	7%
Poor	132	19%	253	24%	29	11%
Fair	206	30%	282	27%	75	30%
Good	187	27%	189	18%	83	33%
Excellent	77	11%	125	12%	48	19%
Top 2	264	38%	314	30%	131	52%
School nurse and other school medical staff						

 Return to Table of Contents	Role					
	Parent/Guardian		Student		Staff member	
	Count	Column %	Count	Column %	Count	Column %
Sample Size	447		815		238	
Very poor	24	5%	31	4%	11	5%
Poor	42	9%	66	8%	31	13%
Fair	77	17%	227	28%	54	23%
Good	207	46%	314	39%	80	34%
Excellent	97	22%	177	22%	62	26%
Top 2	304	68%	491	60%	142	60%

Physical spaces for activities (i.e., gym, playground)						
Sample Size	703		1,071		252	
Very poor	15	2%	14	1%	9	4%
Poor	32	5%	50	5%	19	8%
Fair	130	18%	191	18%	58	23%
Good	341	49%	422	39%	98	39%
Excellent	185	26%	394	37%	68	27%
Top 2	526	75%	816	76%	166	66%

Please say how much you agree or disagree with the following statements about students' participation in the following areas:


[I can/My child can/Students at my school can] identify healthy food choices.


Sample Size	709		1,057		223	
Completely disagree	16	2%	23	2%	8	4%
Somewhat disagree	24	3%	44	4%	41	18%
Neither agree nor disagree	56	8%	110	10%	50	22%
Somewhat agree	284	40%	352	33%	97	43%
Completely agree	329	46%	528	50%	27	12%
Top 2	613	86%	880	83%	124	56%


[I participate/My child participates/Students at my school participate] in physical activity (e.g., sports).


Sample Size	705		1,074		232	
-------------	-----	--	-------	--	-----	--


<div> <div>HR</div> <div> Return to Table of Contents </div> </div>	Role					
	Parent/Guardian		Student		Staff member	
	Count	Column %	Count	Column %	Count	Column %
Completely disagree	23	3%	29	3%	1	0%
Somewhat disagree	35	5%	56	5%	12	5%
Neither agree nor disagree	38	5%	88	8%	22	9%
Somewhat agree	203	29%	298	28%	103	44%
Completely agree	406	58%	603	56%	94	41%
Top 2	609	86%	901	84%	197	85%
[I practice/My child practices/Students at my school practice] good hygiene (e.g., brushing teeth).						
Sample Size	719		1,079		206	
Completely disagree	8	1%	8	1%	3	1%
Somewhat disagree	24	3%	19	2%	22	11%
Neither agree nor disagree	16	2%	78	7%	46	22%
Somewhat agree	232	32%	267	25%	104	50%
Completely agree	439	61%	707	66%	31	15%
Top 2	671	93%	974	90%	135	66%
[I know/My child knows/Students at my school know] how to reduce their risk of getting sick.						
Sample Size	712		1,055		233	
Completely disagree	5	1%	11	1%	3	1%
Somewhat disagree	18	3%	31	3%	28	12%
Neither agree nor disagree	36	5%	94	9%	32	14%
Somewhat agree	307	43%	328	31%	126	54%
Completely agree	346	49%	591	56%	44	19%
Top 2	653	92%	919	87%	170	73%
[I get/My child gets/Students at my school get] enough sleep at night.						
Sample Size	718		1,063		204	
Completely disagree	17	2%	116	11%	18	9%
Somewhat disagree	43	6%	185	17%	61	30%
Neither agree nor disagree	21	3%	177	17%	53	26%

 Return to Table of Contents	Role					
	Parent/Guardian		Student		Staff member	
	Count	Column %	Count	Column %	Count	Column %
Somewhat agree	244	34%	312	29%	62	30%
Completely agree	393	55%	273	26%	10	5%
Top 2	637	89%	585	55%	72	35%
How happy are you with [your/your child's] overall health and fitness?						
Sample Size	722		1,100		-	
Extremely unhappy	30	4%	24	2%	-	-
Moderately unhappy	53	7%	78	7%	-	-
Neither happy nor unhappy	56	8%	269	24%	-	-
Moderately happy	360	50%	535	49%	-	-
Extremely happy	223	31%	194	18%	-	-
Top 2	583	81%	729	66%	-	-
How many days per week do/does [you/your child] exercise, dance, or play sports?						
Sample Size	719		1,100		-	
0 days	22	3%	47	4%	-	-
1 day	24	3%	31	3%	-	-
2 days	93	13%	72	7%	-	-
3 days	160	22%	120	11%	-	-
4 days	143	20%	334	30%	-	-
5 days	137	19%	224	20%	-	-
More than 5 days	140	19%	272	25%	-	-
Yesterday, how much time did [you/your child] spend watching TV or playing video games?						
Sample Size	718		1,100		-	
None, [I/they] didn't watch TV or play video games yesterday	104	14%	168	15%	-	-
Less than 1 hour	149	21%	155	14%	-	-
About 1 hour	178	25%	226	21%	-	-
About 2 hours	193	27%	242	22%	-	-
3 or more hours	94	13%	309	28%	-	-


	Return to Table of Contents	Role					
		Parent/Guardian		Student		Staff member	
		Count	Column %	Count	Column %	Count	Column %
Please say how much you agree or disagree with the following statements about how [your school is/MVWSD schools are] currently performing in the following areas related to health education. At [my school/MVWSD schools]...							
Students receive health education (including nutrition education) instruction in all grades.							
Sample Size	-		-		186		
Completely disagree	-	-	-	-	30	16%	
Somewhat disagree	-	-	-	-	35	19%	
Neither agree nor disagree	-	-	-	-	45	24%	
Somewhat agree	-	-	-	-	42	23%	
Completely agree	-	-	-	-	34	18%	
Top 2	-	-	-	-	76	41%	
All teachers are using age-appropriate health education curriculum materials consistent with state/national standards and district requirements.							
Sample Size	-		-		194		
Completely disagree	-	-	-	-	20	10%	
Somewhat disagree	-	-	-	-	22	11%	
Neither agree nor disagree	-	-	-	-	39	20%	
Somewhat agree	-	-	-	-	53	27%	
Completely agree	-	-	-	-	60	31%	
Top 2	-	-	-	-	113	58%	
Teachers are using active learning strategies/activities to make health education learning relevant to students' daily lives.							
Sample Size	-		-		209		
Completely disagree	-	-	-	-	13	6%	
Somewhat disagree	-	-	-	-	23	11%	

	Return to Table of Contents	Role					
		Parent/Guardian		Student		Staff member	
		Count	Column %	Count	Column %	Count	Column %
Neither agree nor disagree		-	-	-	-	48	23%
Somewhat agree		-	-	-	-	68	33%
Completely agree		-	-	-	-	57	27%
Top 2		-	-	-	-	125	60%
All teachers are providing opportunities for students to practice or rehearse necessary health-related skills.							
Sample Size		-		-		199	
Completely disagree		-	-	-	-	14	7%
Somewhat disagree		-	-	-	-	30	15%
Neither agree nor disagree		-	-	-	-	41	21%
Somewhat agree		-	-	-	-	70	35%
Completely agree		-	-	-	-	44	22%
Top 2		-	-	-	-	114	57%
All teachers are using a variety of culturally appropriate activities and examples to reflect the diversity among students.							
Sample Size		-		-		224	
Completely disagree		-	-	-	-	12	5%
Somewhat disagree		-	-	-	-	19	8%
Neither agree nor disagree		-	-	-	-	25	11%
Somewhat agree		-	-	-	-	99	44%
Completely agree		-	-	-	-	69	31%
Top 2		-	-	-	-	168	75%
All teachers use assignments or projects that encourage students to have interactions with family members.							
Sample Size		-		-		214	
Completely disagree		-	-	-	-	12	6%
Somewhat disagree		-	-	-	-	33	15%
Neither agree nor disagree		-	-	-	-	45	21%
Somewhat agree		-	-	-	-	73	34%


<div>  <div> Return to Table of Contents </div> </div>	Role					
	Parent/Guardian		Student		Staff member	
	Count	Column %	Count	Column %	Count	Column %
Completely agree	-	-	-	-	51	24%
Top 2	-	-	-	-	124	58%
Please consider the policies and practices that are currently in place at [your school/MVWSD schools] as you respond to the following questions.						
At [my school/MVWSD schools], the physical and health education curriculum sufficiently teaches students...						
...how to prevent unintentional injuries.						
Sample Size	-		-		168	
Completely disagree	-	-	-	-	18	11%
Somewhat disagree	-	-	-	-	29	17%
Neither agree nor disagree	-	-	-	-	39	23%
Somewhat agree	-	-	-	-	54	32%
Completely agree	-	-	-	-	28	17%
Top 2	-	-	-	-	82	49%
...how to prevent violence.						
Sample Size	-		-		167	
Completely disagree	-	-	-	-	21	13%
Somewhat disagree	-	-	-	-	27	16%
Neither agree nor disagree	-	-	-	-	42	25%
Somewhat agree	-	-	-	-	53	32%
Completely agree	-	-	-	-	24	14%
Top 2	-	-	-	-	77	46%
...how to maintain a healthy level of physical activity.						
Sample Size	-		-		190	
Completely disagree	-	-	-	-	14	7%
Somewhat disagree	-	-	-	-	15	8%
Neither agree nor disagree	-	-	-	-	34	18%
Somewhat agree	-	-	-	-	80	42%

<div>  </div>		Role					
		Parent/Guardian		Student		Staff member	
		Count	Column %	Count	Column %	Count	Column %
	Return to Table of Contents						
	Completely agree	-	-	-	-	47	25%
	Top 2	-	-	-	-	127	67%
...about healthy eating.							
	Sample Size	-		-		179	
	Completely disagree	-	-	-	-	23	13%
	Somewhat disagree	-	-	-	-	27	15%
	Neither agree nor disagree	-	-	-	-	41	23%
	Somewhat agree	-	-	-	-	66	37%
	Completely agree	-	-	-	-	22	12%
	Top 2	-	-	-	-	88	49%
...how to prevent tobacco use.							
	Sample Size	-		-		139	
	Completely disagree	-	-	-	-	35	25%
	Somewhat disagree	-	-	-	-	27	19%
	Neither agree nor disagree	-	-	-	-	47	34%
	Somewhat agree	-	-	-	-	21	15%
	Completely agree	-	-	-	-	9	6%
	Top 2	-	-	-	-	30	22%
...how to prevent alcohol and other drug use.							
	Sample Size	-		-		141	
	Completely disagree	-	-	-	-	36	26%
	Somewhat disagree	-	-	-	-	25	18%
	Neither agree nor disagree	-	-	-	-	44	31%
	Somewhat agree	-	-	-	-	27	19%
	Completely agree	-	-	-	-	9	6%
	Top 2	-	-	-	-	36	26%
...about chronic health conditions (e.g., asthma, diabetes).							
	Sample Size	-		-		144	
	Completely disagree	-	-	-	-	36	25%
	Somewhat disagree	-	-	-	-	32	22%

<div> <div>HR</div> <div> Return to Table of Contents </div> </div>	Role					
	Parent/Guardian		Student		Staff member	
	Count	Column %	Count	Column %	Count	Column %
Neither agree nor disagree	-	-	-	-	45	31%
Somewhat agree	-	-	-	-	21	15%
Completely agree	-	-	-	-	10	7%
<i>Top 2</i>	-	-	-	-	31	22%
...about HIV, other STDs, and pregnancy prevention.						
Sample Size	-		-		133	
Completely disagree	-	-	-	-	35	26%
Somewhat disagree	-	-	-	-	21	16%
Neither agree nor disagree	-	-	-	-	44	33%
Somewhat agree	-	-	-	-	22	17%
Completely agree	-	-	-	-	11	8%
<i>Top 2</i>	-	-	-	-	33	25%
Please say how much you agree or disagree with the following statements about mental health education. My school/My child's school/ MVWSD schools provide[s] enough instruction (i.e., lessons and class time) on the following topics related to mental health education.						
Stress management						
Sample Size	488		945		201	
Completely disagree	55	11%	131	14%	25	12%
Somewhat disagree	82	17%	171	18%	36	18%
Neither agree nor disagree	96	20%	214	23%	35	17%
Somewhat agree	160	33%	273	29%	76	38%
Completely agree	95	19%	156	17%	29	14%
<i>Top 2</i>	255	52%	429	45%	105	52%
Emotion management (e.g., identifying feelings and understanding how they affect the way people think and act)						
Sample Size	577		938		219	
Completely disagree	36	6%	103	11%	13	6%
Somewhat disagree	76	13%	120	13%	33	15%

	Return to Table of Contents	Role					
		Parent/Guardian		Student		Staff member	
		Count	Column %	Count	Column %	Count	Column %
Neither agree nor disagree		66	11%	203	22%	29	13%
Somewhat agree		234	41%	301	32%	75	34%
Completely agree		165	29%	211	22%	69	32%
Top 2		399	69%	512	55%	144	66%
Depression and suicide prevention							
Sample Size		365		924		180	
Completely disagree		53	15%	142	15%	28	16%
Somewhat disagree		60	16%	149	16%	39	22%
Neither agree nor disagree		92	25%	183	20%	43	24%
Somewhat agree		96	26%	211	23%	53	29%
Completely agree		64	18%	239	26%	17	9%
Top 2		160	44%	450	49%	70	39%
Reporting violence, bullying, and harassment							
Sample Size		509		976		217	
Completely disagree		36	7%	118	12%	15	7%
Somewhat disagree		77	15%	135	14%	31	14%
Neither agree nor disagree		79	16%	190	19%	30	14%
Somewhat agree		183	36%	299	31%	87	40%
Completely agree		134	26%	234	24%	54	25%
Top 2		317	62%	533	55%	141	65%
Dealing with trauma (e.g., death of a loved one, witnessing or being the victim of violence)							
Sample Size		362		830		178	
Completely disagree		54	15%	183	22%	31	17%
Somewhat disagree		64	18%	155	19%	44	25%
Neither agree nor disagree		108	30%	202	24%	39	22%
Somewhat agree		77	21%	170	20%	44	25%
Completely agree		59	16%	120	14%	20	11%
Top 2		136	38%	290	35%	64	36%

<div> <div>HR</div> <div> Return to Table of Contents </div> </div>	Role					
	Parent/Guardian		Student		Staff member	
	Count	Column %	Count	Column %	Count	Column %
Please say how much agree or disagree with the following statements about mental health support.						
[My school/My child's school/ MVWSD schools] ...						
...provides enough counseling services.						
Sample Size	415		791		225	
Completely disagree	41	10%	36	5%	29	13%
Somewhat disagree	68	16%	56	7%	47	21%
Neither agree nor disagree	88	21%	164	21%	28	12%
Somewhat agree	128	31%	272	34%	70	31%
Completely agree	90	22%	263	33%	51	23%
Top 2	218	53%	535	68%	121	54%
...provides quality counseling services.						
Sample Size	385		738		223	
Completely disagree	37	10%	32	4%	12	5%
Somewhat disagree	41	11%	45	6%	19	9%
Neither agree nor disagree	87	23%	158	21%	38	17%
Somewhat agree	116	30%	225	30%	69	31%
Completely agree	104	27%	278	38%	85	38%
Top 2	220	57%	503	68%	154	69%
...has a place students can go when they are upset (e.g., stressed or angry).						
Sample Size	411		863		232	
Completely disagree	35	9%	114	13%	14	6%
Somewhat disagree	67	16%	128	15%	28	12%
Neither agree nor disagree	83	20%	165	19%	24	10%
Somewhat agree	130	32%	232	27%	82	35%
Completely agree	96	23%	224	26%	84	36%
Top 2	226	55%	456	53%	166	72%
...is a safe space for all students.						

 Return to Table of Contents	Role					
	Parent/Guardian		Student		Staff member	
	Count	Column %	Count	Column %	Count	Column %
Sample Size	628		1,019		239	
Completely disagree	29	5%	60	6%	4	2%
Somewhat disagree	49	8%	122	12%	24	10%
Neither agree nor disagree	77	12%	221	22%	15	6%
Somewhat agree	226	36%	341	33%	109	46%
Completely agree	247	39%	275	27%	87	36%
Top 2	473	75%	616	60%	196	82%

Please say how much you agree or disagree with the following statements about mental health support at your child's school.

Adults at [my/my child's] school ...

...care about students outside of schoolwork (e.g., their family, how they are feeling).


Sample Size	561		908		219	
Completely disagree	29	5%	52	6%	3	1%
Somewhat disagree	45	8%	99	11%	7	3%
Neither agree nor disagree	86	15%	189	21%	10	5%
Somewhat agree	198	35%	296	33%	69	32%
Completely agree	203	36%	272	30%	130	59%
Top 2	401	71%	568	63%	199	91%


...help students find mental health resources (e.g., counselors, crisis hotlines).

Sample Size	428		847		196	
Completely disagree	34	8%	52	6%	5	3%
Somewhat disagree	43	10%	86	10%	13	7%
Neither agree nor disagree	87	20%	163	19%	17	9%
Somewhat agree	142	33%	269	32%	80	41%
Completely agree	122	29%	277	33%	81	41%
Top 2	264	62%	546	64%	161	82%

<div> <div>HR</div> <div> Return to Table of Contents </div> </div>	Role					
	Parent/Guardian		Student		Staff member	
	Count	Column %	Count	Column %	Count	Column %
...provide parents with mental health resources to support their student(s).						
Sample Size	514		-		183	
Completely disagree	38	7%	-	-	7	4%
Somewhat disagree	59	11%	-	-	15	8%
Neither agree nor disagree	84	16%	-	-	25	14%
Somewhat agree	197	38%	-	-	72	39%
Completely agree	136	26%	-	-	64	35%
Top 2	333	65%	-	-	136	74%
How would you rate the support [you get at school/your child receives at school/students receive at school] as it relates to the following aspects of mental health?						
Anxiety and stress						
Sample Size	402		847		184	
Very poor	29	7%	98	12%	12	7%
Poor	53	13%	153	18%	25	14%
Fair	112	28%	224	26%	49	27%
Good	161	40%	232	27%	75	41%
Excellent	47	12%	140	17%	23	13%
Top 2	208	52%	372	44%	98	53%
Depression or suicide						
Sample Size	226		748		133	
Very poor	22	10%	105	14%	9	7%
Poor	31	14%	112	15%	23	17%
Fair	56	25%	184	25%	34	26%
Good	79	35%	183	24%	51	38%
Excellent	38	17%	164	22%	16	12%
Top 2	117	52%	347	46%	67	50%
Substance abuse						
Sample Size	220		602		97	


<div> <div>HR</div> <div> Return to Table of Contents </div> </div>	Role					
	Parent/Guardian		Student		Staff member	
	Count	Column %	Count	Column %	Count	Column %
Very poor	20	9%	104	17%	16	16%
Poor	31	14%	107	18%	30	31%
Fair	51	23%	155	26%	24	25%
Good	78	35%	115	19%	22	23%
Excellent	40	18%	121	20%	5	5%
Top 2	118	54%	236	39%	27	28%
Interpersonal relationships						
Sample Size	458		639		191	
Very poor	18	4%	80	13%	4	2%
Poor	41	9%	108	17%	18	9%
Fair	108	24%	185	29%	56	29%
Good	207	45%	157	25%	82	43%
Excellent	84	18%	109	17%	31	16%
Top 2	291	64%	266	42%	113	59%
Bullying or harassment						
Sample Size	454		839		200	
Very poor	29	6%	95	11%	5	3%
Poor	47	10%	146	17%	27	14%
Fair	115	25%	208	25%	49	25%
Good	186	41%	235	28%	84	42%
Excellent	77	17%	155	18%	35	18%
Top 2	263	58%	390	46%	119	60%
Trauma (e.g., death of a loved one, witnessing or being the victim of violence)						
Sample Size	206		671		149	
Very poor	20	10%	102	15%	10	7%
Poor	30	15%	125	19%	22	15%
Fair	56	27%	185	28%	46	31%
Good	68	33%	150	22%	51	34%
Excellent	32	16%	109	16%	20	13%


<div>  <div> <div></div> <div></div> </div> </div> <div> Return to Table of Contents </div>	Role					
	Parent/Guardian		Student		Staff member	
	Count	Column %	Count	Column %	Count	Column %
Top 2	100	49%	259	39%	71	48%
[Have you/Has you child] seen a school counselor in the past year to discuss [your/their] mental health (e.g., stress, anxiety, depression)?						
Sample Size	674		1,082		-	
Yes	75	11%	138	13%	-	-
No	581	86%	786	73%	-	-
Prefer not to respond	18	3%	158	15%	-	-
Please say how much you agree or disagree with the following statements about your child's visit(s) with a school counselor.						
The school counselor(s) [I/my child] met with ...						
...are helpful for me.						
Sample Size	-		122		-	
Completely disagree	-	-	7	6%	-	-
Somewhat disagree	-	-	6	5%	-	-
Neither agree nor disagree	-	-	19	16%	-	-
Somewhat agree	-	-	37	30%	-	-
Completely agree	-	-	53	43%	-	-
Top 2	-	-	90	74%	-	-
...are helpful for my child.						
Sample Size	65		-		-	
Completely disagree	7	11%	-	-	-	-
Somewhat disagree	4	6%	-	-	-	-
Neither agree nor disagree	8	12%	-	-	-	-
Somewhat agree	21	32%	-	-	-	-
Completely agree	25	38%	-	-	-	-
Top 2	46	71%	-	-	-	-
...understand how my personal identity (e.g., gender identity, race/ethnicity, sexual orientation, how much money my family has) affects how I think and feel.						


		Role					
		Parent/Guardian		Student		Staff member	
		Count	Column %	Count	Column %	Count	Column %
	Return to Table of Contents						
	Sample Size	-		114		-	
	Completely disagree	-	-	7	6%	-	-
	Somewhat disagree	-	-	9	8%	-	-
	Neither agree nor disagree	-	-	18	16%	-	-
	Somewhat agree	-	-	27	24%	-	-
	Completely agree	-	-	53	46%	-	-
	Top 2	-	-	80	70%	-	-
...understand how my child's personal identity (e.g., gender identity, race/ethnicity, sexual orientation, how much money my family has) affects how my child thinks and feels.							
	Sample Size	54		-		-	
	Completely disagree	5	9%	-	-	-	-
	Somewhat disagree	4	7%	-	-	-	-
	Neither agree nor disagree	9	17%	-	-	-	-
	Somewhat agree	17	31%	-	-	-	-
	Completely agree	19	35%	-	-	-	-
	Top 2	36	67%	-	-	-	-
Please say how much you agree or disagree with the following statements about how [your school is/MVWSD schools are] currently performing in the following areas related to mental wellness education. At [my school/MVWSD schools]...							
...the ratio of counseling staff (i.e., counselors, social workers, or psychologists) to students is appropriate.							
	Sample Size	-		-		198	
	Completely disagree	-	-	-	-	49	25%
	Somewhat disagree	-	-	-	-	54	27%
	Neither agree nor disagree	-	-	-	-	26	13%
	Somewhat agree	-	-	-	-	46	23%
	Completely agree	-	-	-	-	23	12%
	Top 2	-	-	-	-	69	35%


<div> <div>HR</div> <div> Return to Table of Contents </div> </div>	Role					
	Parent/Guardian		Student		Staff member	
	Count	Column %	Count	Column %	Count	Column %
...counseling staff provide education for emotional, behavioral, and mental health to students and families in multiple ways.						
Sample Size	-		-		187	
Completely disagree	-	-	-	-	10	5%
Somewhat disagree	-	-	-	-	19	10%
Neither agree nor disagree	-	-	-	-	36	19%
Somewhat agree	-	-	-	-	68	36%
Completely agree	-	-	-	-	54	29%
Top 2	-	-	-	-	122	65%
...counseling staff collaborate with other school staff members to promote student health and safety.						
Sample Size	-		-		200	
Completely disagree	-	-	-	-	12	6%
Somewhat disagree	-	-	-	-	20	10%
Neither agree nor disagree	-	-	-	-	35	18%
Somewhat agree	-	-	-	-	69	35%
Completely agree	-	-	-	-	64	32%
Top 2	-	-	-	-	133	67%
...there is a system for identifying and tracking students with emotional, behavioral, and mental health needs.						
Sample Size	-		-		207	
Completely disagree	-	-	-	-	16	8%
Somewhat disagree	-	-	-	-	37	18%
Neither agree nor disagree	-	-	-	-	29	14%
Somewhat agree	-	-	-	-	73	35%
Completely agree	-	-	-	-	52	25%
Top 2	-	-	-	-	125	60%


<div> <div>HR</div> <div> Return to Table of Contents </div> </div>	Role					
	Parent/Guardian		Student		Staff member	
	Count	Column %	Count	Column %	Count	Column %
...there is a system for identifying and supporting students who have been involved in any type of violence (e.g., bullying or harassment, child abuse).						
Sample Size	-		-		186	
Completely disagree	-	-	-	-	15	8%
Somewhat disagree	-	-	-	-	33	18%
Neither agree nor disagree	-	-	-	-	34	18%
Somewhat agree	-	-	-	-	65	35%
Completely agree	-	-	-	-	39	21%
Top 2	-	-	-	-	104	56%
...there is a systematic approach for referring students, as needed, to appropriate school- or community-based counseling or other services.						
Sample Size	-		-		213	
Completely disagree	-	-	-	-	11	5%
Somewhat disagree	-	-	-	-	17	8%
Neither agree nor disagree	-	-	-	-	24	11%
Somewhat agree	-	-	-	-	87	41%
Completely agree	-	-	-	-	74	35%
Top 2	-	-	-	-	161	76%
...aid is provided to students during school and life transitions (e.g., changing schools, changes in family structure).						
Sample Size	-		-		177	
Completely disagree	-	-	-	-	17	10%
Somewhat disagree	-	-	-	-	25	14%
Neither agree nor disagree	-	-	-	-	40	23%
Somewhat agree	-	-	-	-	61	34%
Completely agree	-	-	-	-	34	19%
Top 2	-	-	-	-	95	54%

 Return to Table of Contents	Role					
	Parent/Guardian		Student		Staff member	
	Count	Column %	Count	Column %	Count	Column %
Overall, do you [think that your child has/have] difficulties with controlling emotions?						
Sample Size	656		923		-	
Yes, minor difficulties	210	32%	247	27%	-	-
Yes, moderate difficulties	94	14%	164	18%	-	-
Yes, severe difficulties	28	4%	59	6%	-	-
No	324	49%	453	49%	-	-
Overall, do you think that you have/your child has difficulties in concentrating?						
Sample Size	654		988		-	
Yes, minor difficulties	174	27%	305	31%	-	-
Yes, moderate difficulties	105	16%	204	21%	-	-
Yes, severe difficulties	39	6%	97	10%	-	-
No	336	51%	382	39%	-	-
Overall, do you think that you have/your child has difficulties with controlling behavior?						
Sample Size	659		973		-	
Yes, minor difficulties	148	22%	164	17%	-	-
Yes, moderate difficulties	49	7%	67	7%	-	-
Yes, severe difficulties	15	2%	36	4%	-	-
No	447	68%	706	73%	-	-
Overall, do you think that you/your child has difficulties in getting along with other people?						
Sample Size	662		987		-	
Yes, minor difficulties	97	15%	201	20%	-	-
Yes, moderate difficulties	29	4%	88	9%	-	-
Yes, severe difficulties	9	1%	47	5%	-	-
No	527	80%	651	66%	-	-
How long have these difficulties in getting along with other people been present?						

	Return to Table of Contents	Role					
		Parent/Guardian		Student		Staff member	
		Count	Column %	Count	Column %	Count	Column %
	Sample Size	112		158		-	
	Less than one month	5	4%	41	26%	-	-
	1-5 months	8	7%	30	19%	-	-
	6-12 months	9	8%	12	8%	-	-
	Over a year	90	80%	75	47%	-	-
Within the last month, (my child/I or others I know) have experienced the following Please select all that apply.							
	Sample Size	661		1,071		-	
	Sadness	146	22%	404	38%	-	-
	Feeling not as good as others	114	17%	390	36%	-	-
	Waking up early or in the middle of the night for no apparent reason	87	13%	416	39%	-	-
	Headaches	82	12%	409	38%	-	-
	Loneliness	99	15%	315	29%	-	-
	Feelings of guilt	41	6%	330	31%	-	-
	Stomach problems	99	15%	250	23%	-	-
	Trouble controlling temper	141	21%	189	18%	-	-
	Trouble getting along with others	99	15%	225	21%	-	-
	Insomnia – inability to sleep	68	10%	253	24%	-	-
	Feeling tense all the time	67	10%	244	23%	-	-
	Nightmares	62	9%	174	16%	-	-
	Fear of other people	45	7%	174	16%	-	-
	Dizziness	15	2%	199	19%	-	-
	Uncontrollable crying	26	4%	168	16%	-	-
	Weight loss (without dieting or exercising)	7	1%	105	10%	-	-
	None of the above	289	44%	271	25%	-	-
Within the last month, (my child/I or others I know) have experienced the following Selected 3 or more							
	Sample Size						

 Return to Table of Contents	Role					
	Parent/Guardian		Student		Staff member	
	Count	Column %	Count	Column %	Count	Column %
Are you currently enrolled in a health care plan sponsored by MVWSD?						
Sample Size	-		-		240	
Yes	-	-	-	-	177	74%
No	-	-	-	-	63	26%
Whether or not you have used the following services available through your health plan, please select those that you are aware of. Please select all that apply						
Sample Size	-		-		177	
Counseling, psychological, or social services to promote emotional, behavioral, and mental health	-	-	-	-	74	42%
Health education and promotion activities	-	-	-	-	64	36%
Free or low-cost yearly health assessments	-	-	-	-	58	33%
Free or low-cost healthy eating/weight management programs	-	-	-	-	45	25%
Free or low-cost physical activity and/or fitness programs	-	-	-	-	43	24%
Free or low-cost training on first aid, CPR, and AED	-	-	-	-	41	23%
Free or low-cost stress management programs	-	-	-	-	32	18%
None of the above	-	-	-	-	52	29%
Which of the following areas should MVWSD prioritize for improvement? Please select up to three.						
Sample Size	657		-		239	
Educating students on mental health and wellbeing	275	42%	-	-	84	35%
Social Emotional Learning (SEL)	240	37%	-	-	98	41%
Providing more resources for emotional health and wellbeing (e.g., increasing number and availability of counselors)	199	30%	-	-	115	48%
Teaching healthy behaviors (e.g., nutrition, fitness)	232	35%	-	-	69	29%
Academics	205	31%	-	-	37	15%
Diversity, Equity, and Inclusion	141	21%	-	-	62	26%

 Return to Table of Contents	Role					
	Parent/Guardian		Student		Staff member	
	Count	Column %	Count	Column %	Count	Column %
Providing more resources for physical health (e.g., equipment, facilities, medical staff)	148	23%	-	-	44	18%
Increasing stakeholder participation in student learning (e.g., building community partnerships, increasing resources for parents)	75	11%	-	-	42	18%
Trauma-Informed Instruction	29	4%	-	-	34	14%
Providing resources for trauma-informed instruction	21	3%	-	-	31	13%
Other	64	10%	-	-	13	5%
None of the above	25	4%	-	-	6	3%
For how many years have you worked at MVWSD?						
Sample Size	-		-		238	
Less than 1 year	-	-	-	-	24	10%
1 to 3 years	-	-	-	-	50	21%
4 to 6 years	-	-	-	-	60	25%
7 to 10 years	-	-	-	-	37	16%
11 to 15 years	-	-	-	-	21	9%
16 to 20 years	-	-	-	-	17	7%
More than 20 years	-	-	-	-	11	5%
Prefer not to respond	-	-	-	-	18	8%
With which of the following gender identities [do you/does your child] most identify?						
Sample Size	652		1,063		238	
Male	289	44%	470	44%	28	12%
Female	320	49%	445	42%	165	69%
Non-binary/Gender non-conforming	6	1%	32	3%	2	1%
Not listed/Prefer to self-describe (specify, if desired):	1	0%	38	4%	1	0%
Prefer not to respond	36	6%	78	7%	42	18%
With which of the following categories do you/does your child identify? Please select all that apply.						
Sample Size	652		1,061		238	

	Role					
	Parent/Guardian		Student		Staff member	
	Count	Column %	Count	Column %	Count	Column %
Return to Table of Contents						
White	313	48%	326	31%	100	42%
Hispanic or Latin(o/a/x)	147	23%	318	30%	53	22%
Asian	169	26%	262	25%	32	13%
Black or African American	13	2%	35	3%	5	2%
Middle Eastern or North African	10	2%	24	2%	2	1%
Native Hawaiian or Pacific Islander	8	1%	24	2%	3	1%
American Indian or Alaska Native	3	0%	19	2%	1	0%
Not listed/Prefer to self-describe (specify, if desired):	20	3%	119	11%	3	1%
Prefer not to respond	80	12%	137	13%	59	25%