



Mountain View Whisman School District

Measure G and Measure T Citizens' Bond Oversight Committee Report

Report by:



1400 Montecito Avenue, Mountain View, CA 94043
Phone: (650) 526-3500 | Fax: (650) 964-8907
www.mvwsd.org



Committee Members

- ✓ Betsy Fowler
- ✓ Braid Pezzaglia
- ✓ Cleave Frink
- ✓ Hafsa Mirza
- ✓ Mike Lehner
- ✓ Doug Radtke
- ✓ Nimi Berman
- ✓ William Lambert
- ✓ James Perkins

Board of Trustees

- ✓ Laura Blakely
- ✓ Devon Conley
- ✓ José Gutiérrez, Jr.
- ✓ Ellen Wheeler
- ✓ Tamara Wilson

District Representatives

- ✓ Dr. Ayiné Rudolph, Superintendent
- ✓ Rebecca Westover, Chief Business

Officer

The bonds were issued in two series as noted below:

Measure G – General Obligation Bonds	
Series A – Issued 2/07/2013	\$ 50,000,000
Series B – Issued 5/19/2016	<u>\$148,000,000</u>
Total Bond Authorization	<u>\$198,000,000</u>



Measure G Overview

On June 5, 2012, 67.58% of the local voters passed Measure G, which generated funding to provide safe, efficient, and modern facilities for Mountain View Whisman School District students and staff. The approval percentage was the highest in Santa Clara County and the 4th highest of the 34 school bond measures in the State of California.

Measure G generated up to \$198 million to repair, upgrade and expand our local schools. Funds were generated through the sale of general obligation bonds, which are repaid through assessments on residential and commercial property located within the Mountain View Whisman School District. The annual cost to local property owners is limited to \$30 per \$100,000 of assessed property value.

All projects funded by the issuance of Measure G general obligation bonds are subject to review both by the District's Board of Trustees and by an independent citizens' oversight committee. The District also provides many public forums to present progress and seek input from community members, parents, and staff.

The proceeds of the Bonds have been used to complete the following projects:

- Bring schools up to current fire and earthquake safety standards
- Remove hazardous materials like asbestos and lead
- Repair and upgrade deteriorated plumbing, sewers and restrooms
- Make schools accessible for students with disabilities
- Build classrooms to avoid overcrowding and allow children to attend their neighborhood schools
- Maintain school facilities to protect the community's investment
- Modernize science labs, computer equipment and classroom technology
- Improve energy and operational efficiency to save millions that can be used to Support quality educational programs and teachers

Measure G Bond Summary

Total Bond Authorization	\$ 198,000,000
Interest Earned	\$ 4,123,639
Revenue Receivables from City and County	\$ 1,401,800
Miscellaneous Deposits/Transfers	\$ 4,024,094
Total Revenues in Fund 211	\$ 207,549,533
Project Expenditures as of 9/15/2020	\$ 206,092,318
Encumbrances Remaining (Contracts)	\$ 244,096
Budget Remaining	\$ 612,144
Total Project Budgets	\$ 206,948,558
Contingencies	\$ 600,975
Total Projects Planned	\$ 207,549,533

Measure G Financial Summary Breakdown of Improvements by Campus

Location Code	Description (A)	Budget Total (B)	Encumbered (C)	Disbursements (D)	Budget Remaining (B-C)	Encumbered Balance (C-D)
000	Districtwide (Cost of Issuance)	\$ 348,000	\$ 348,000	\$ (348,000)	\$ -	\$ -
002	Bubb	\$ 17,578,577	\$ 17,569,734	\$ (17,556,498)	\$ 8,843	\$ 13,236
003	Castro	\$ 30,982,804	\$ 30,982,804	\$ (30,978,804)	\$ -	\$ 4,000
004	Huff	\$ 17,087,775	\$ 17,087,775	\$ (17,083,775)	\$ -	\$ 4,000
005	Landels	\$ 17,426,327	\$ 17,373,026	\$ (17,304,895)	\$ 53,301	\$ 68,131
006	Monta Loma	\$ 18,732,728	\$ 18,732,728	\$ (18,728,728)	\$ -	\$ 4,000
007	Vargas	\$ 48,502	\$ 48,502	\$ (48,502)	\$ -	\$ -
008	Theuerkauf	\$ 12,236,436	\$ 12,236,436	\$ (12,147,823)	\$ -	\$ 88,612
009	Districtwide	\$ 2,051,116	\$ 2,051,116	\$ (2,022,583)	\$ -	\$ 28,533
011	Crittenden	\$ 32,508,705	\$ 32,508,705	\$ (32,504,705)	\$ -	\$ 4,000
013	Cooper	\$ 1,569	\$ 1,569	\$ (1,569)	\$ -	\$ -
014	Graham	\$ 18,177,848	\$ 18,177,848	\$ (18,173,848)	\$ -	\$ 4,000
015	Stevenson	\$ 25,366,609	\$ 24,816,609	\$ (24,795,026)	\$ 550,000	\$ 21,583
016	Mistral	\$ 14,309,752	\$ 14,309,752	\$ (14,305,752)	\$ -	\$ 4,000
026	Preschool - Latham	\$ 91,811	\$ 91,811	\$ (91,811)	\$ -	\$ -
TOTAL		\$ 206,948,558	\$ 206,336,414	\$ (206,092,318)	\$ 612,144	\$ 244,096

Measure G Financial Summary

Breakdown of Improvements by Project Type

Management Code	Description (A)	Budget Total (B)	Encumbered (C)	Disbursements (D)	Budget Remaining (B-C)	Encumbered Balance (C-D)
0000	Districtwide (Cost of Issuance/Sitewide Undesignated)	\$ 474,291	\$ 474,291	\$ (474,291)	\$ -	\$ -
0001	Phase 1 - Temp Housing & Program Mgmt Combined	\$ 66,628	\$ 66,628	\$ (66,628)	\$ -	\$ -
0002	Phase 2 - New Const & Program Mgmt Combined	\$ 358,716	\$ 358,716	\$ (358,716)	\$ -	\$ -
0003	Phase 3 - Auditorium & Program Management Combined	\$ 679,229	\$ 679,229	\$ (679,229)	\$ -	\$ -
0570	Technology and Data Infrastructure	\$ 714,103	\$ 714,103	\$ (714,103)	\$ -	\$ -
0700	Capital Projects Services	\$ 910,767	\$ 910,767	\$ (910,767)	\$ -	\$ -
0701	Construction Program Management	\$ 21,873,766	\$ 21,873,766	\$ (21,873,766)	\$ -	\$ -
0705	Auditorium Construction/Maintenance	\$ 10,935,366	\$ 10,935,366	\$ (10,935,366)	\$ -	\$ -
0707	Classroom/Building - New	\$ 56,312,448	\$ 55,762,448	\$ (55,755,950)	\$ 550,000	\$ 6,499
0708	Classroom/Building - Modernization	\$ 73,297,405	\$ 73,288,562	\$ (73,279,326)	\$ 8,843	\$ 9,236
0709	Site Improvements/Fields	\$ 2,735,395	\$ 2,682,094	\$ (2,589,430)	\$ 53,301	\$ 92,665
0711	Security System - New Construction	\$ 115,935	\$ 115,935	\$ (115,935)	\$ -	\$ -
0719	Temp Housing Construction Project	\$ 9,775,634	\$ 9,775,634	\$ (9,773,134)	\$ -	\$ 2,500
0721	MPR Modernization/Construction	\$ 27,237,912	\$ 27,237,912	\$ (27,153,300)	\$ -	\$ 84,612
0723	Furniture/Fixtures/Equipment	\$ 770,120	\$ 770,120	\$ (770,120)	\$ -	\$ -
0724	Kitchen Modernization/Construction	\$ 474,939	\$ 474,939	\$ (474,939)	\$ -	\$ -
0726	Deferred Maintenance	\$ 128,923	\$ 128,923	\$ (128,923)	\$ -	\$ -
0731	Fencing	\$ 40,000	\$ 40,000	\$ -	\$ -	\$ 40,000
0799	Miscellaneous Close-out Projects	\$ 46,981	\$ 46,981	\$ (38,396)	\$ -	\$ 8,585
TOTAL		\$ 206,948,558	\$ 206,336,414	\$ (206,092,318)	\$ 612,144	\$ 244,096

Completed Measure G Projects




002-Bubb Elementary School

Project Profile and Status

Multiple projects included in Measure G were the modernization of existing classroom wings, office area, library, and the construction of a new Multi-Use Room and conversion of the old Multi-Use Room to a Library and special education classrooms. Additional projects were the installation and leasing of temporary housing, playground improvements, and new furniture, fixtures and equipment.

Total Project Costs \$17,578,577

Architect:	Hibser Yamauchi Architects (HYA)
Construction Start Date:	June 2017
Completion Date:	December 2018



003 Castro Elementary School

Project Profile and Status

Projects included in Measure G were the construction of 3 two-story classroom wings including 15 standard classrooms and support spaces, a new administration building and kindergarten wing. Also included was the construction of the Multi-Use Room and Library for combined use with Mistral School. Temporary housing was installed and has since been removed. Additional projects were playground improvements and new furniture, fixtures and equipment.

Total Project Costs \$30,982,804

Architect:	Quattrocchi Kwok Architects (QKA)
Construction Start Date:	September 2016
Completion Date:	August 2018



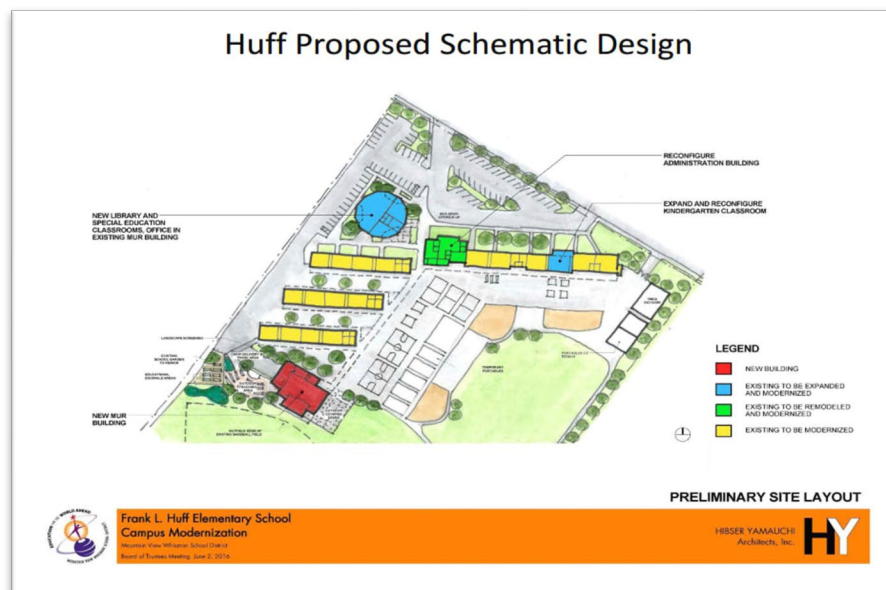
004 Huff Elementary School

Project Profile and Status

Multiple projects included in Measure G were the modernization of existing classroom wings, office area, construction of a new Multi-Use Room and conversion of the old Multi-Use Room to a Library and special education classrooms. Additional projects were the installation and leasing of temporary housing, playground improvements, and new furniture, fixtures and equipment.

Total Project Costs \$17,087,775

Architect:	Hibser Yamauchi Architects (HYA)
Construction Start Date:	June 2017
Completion Date:	December 2018

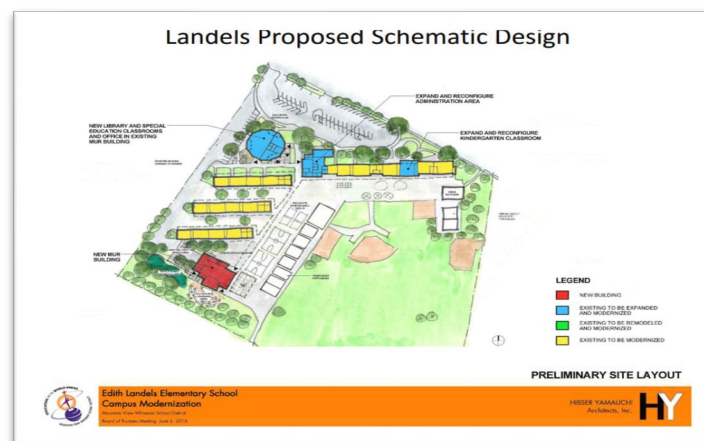


005 – Landels Elementary School Project Profile and Status

Multiple projects included in Measure G were the modernization of existing classroom wings, office area, construction of a new Multi-Use Room and conversion of the old Multi-Use Room to a Library and special education classrooms. Additional projects were the installation and leasing of temporary housing, playground improvements, and new furniture, fixtures and equipment.

Total Project Costs \$17,426,327

Architect:	Hibser Yamauchi Architects (HYA)
Construction Start Date:	June 2017
Completion Date:	December 2018



006 – Monta Loma Elementary School

Project Profile and Status

Multiple projects included in Measure G were the modernization of existing classroom wings, office area, and staff lounge building, and the modernization and expansion of the Multi-Use Room including the kitchen space. Additional projects were the installation of 2 district owned portables salvaged from the Landels site, playground improvements: and new furniture, fixtures and equipment.

Total Project Costs \$18,732,728

Architect:	Quattrocchi Kwok Architects (QKA)
Construction Start Date:	May 2017
Completion Date:	August 2018




008 – Theuerkauf Elementary School

Project Profile and Status

Multiple projects included in Measure G were the modernization of existing classroom wings, office area, and library. Additional projects were new furniture, fixtures and equipment. The Multi-Use room expansion and modernization is in progress and is due to complete by November 1, 2019.

Total Project Costs \$12,236,436

Architect:	Dreiling Terrones Architecture (DTA)
Construction Start Date:	June 2017
Completion Date:	November 2019



011 – Crittenden Middle School

Project Profile and Status

Multiple projects included in Measure G were the construction of new Auditorium, new Innovation Center which includes classrooms, video production laboratory and library, modernization of existing classroom wings, Multi-Use Room, technology upgrades, security system improvements, kitchen upgrades, new synthetic turf field with all-weather track, and new furniture, fixtures and equipment.

Total Project Costs \$32,508,705

Architect:	Deems Lewis McKinley (DLM)
Construction Start Date:	June 2014
Completion Date:	February 2018



014 – Graham Middle School Project Profile and Status

Multiple projects included in Measure G were the construction of new Auditorium, new Innovation Center/classroom building, modernization of existing classroom wings, conversion of existing lunch structure to Multi-Use Room, technology upgrades, security system improvements, kitchen upgrades, and new furniture, fixtures and equipment.

Total Project Costs \$18,177,848

Architect:	Artik Art & Architecture
Construction Start Date:	June 2014
Completion Date:	May 2017




015 – Stevenson Elementary School

Project Profile and Status

This Measure G project encompassed the construction of a new elementary school campus to replace the portable classrooms that were used for the school. The new construction included a new Multi-Use Room, Library, School Office, Kindergarten wing and playground and Grade 1-5 classrooms.

Total Project Costs \$25,366,609

Architect:	Dreiling Terrones Architecture (DTA)
Construction Start Date:	June 2017
Completion Date:	March 2018





016 – Mistral Elementary School

Project Profile and Status

Multiple projects included in Measure G were the modernization of existing classroom wings, and the construction of a new kindergarten wing and playground. Also, there was the construction of the Multi-Use Room and Library for combined use with Castro School. Additional projects were the playground improvements, and new furniture, fixtures and equipment.

Total Project Costs \$14,309,752

Architect:	Quattrocchi Kwok Architects (QKA)
Construction Start Date:	June 2017
Completion Date:	August 2018



**Cumulative Measure G
Program Overall Summary
Report by Project**

**from Inception to
September 15, 2020**



Project	Total Budget	Encumbered	Expenditures	Remaining Budget	Encumbered Balance
- 000-0000 - Undesignated - Districtwide -(Costs of Issuance)	\$348,000.00	\$348,000.00	(\$348,000.00)	\$0.00	\$0.00
000 - Undesignated Subtotal:	\$348,000.00	\$348,000.00	(\$348,000.00)	\$0.00	\$0.00
002-0000 - Bubb - Sitewide	\$17,360.00	\$17,360.00	(\$17,360.00)	\$0.00	\$0.00
002-0001 - Bubb - Phase 1 - Temp Housing & Program Management	\$10,079.37	\$10,079.37	(\$10,079.37)	\$0.00	\$0.00
002-0701 - Bubb - Construction Prog Management	\$697,392.37	\$697,392.37	(\$697,392.37)	\$0.00	\$0.00
002-0708 - Bubb - Classroom/Building - Modernization	\$9,739,960.50	\$9,731,117.50	(\$9,721,881.75)	\$8,843.00	\$9,235.75
002-0709 - Bubb - Site Improvements/Fields	\$122,431.50	\$122,431.50	(\$122,431.50)	\$0.00	\$0.00
002-0719 - Bubb - Temp Housing Construction Project	\$908,458.06	\$908,458.06	(\$908,458.06)	\$0.00	\$0.00
002-0721 - Bubb - MPR Modernization/Construction	\$6,068,977.94	\$6,068,977.94	(\$6,068,977.94)	\$0.00	\$0.00
002-0723 - Bubb - Furniture/Fixtures/Equipment	\$9,917.40	\$9,917.40	(\$9,917.40)	\$0.00	\$0.00
002-0728 - Bubb - Portable Refresh Project	\$0.00	\$0.00	\$0.00	\$0.00	\$0.00
002-0731 - Bubb - Fencing	\$4,000.00	\$4,000.00	\$0.00	\$0.00	\$4,000.00
002 - Bubb Subtotal:	\$17,578,577.14	\$17,569,734.14	(\$17,556,498.39)	\$8,843.00	\$13,235.75
003-0001 - Castro - Phase 1-Temp Housing & Program Management	\$2,853.34	\$2,853.34	(\$2,853.34)	\$0.00	\$0.00
003-0002 - Castro - Phase 2-New Construction & Program Manage	\$1,890.00	\$1,890.00	(\$1,890.00)	\$0.00	\$0.00
003-0701 - Castro - Construction Program Management	\$1,951,341.41	\$1,951,341.41	(\$1,951,341.41)	\$0.00	\$0.00
003-0707 - Castro - Classroom/Building - New	\$27,630,937.23	\$27,630,937.23	(\$27,630,937.23)	\$0.00	\$0.00
003-0708 - Castro - Classroom/Building - Modernization	\$10,338.75	\$10,338.75	(\$10,338.75)	\$0.00	\$0.00
003-0709 - Castro - Site Improvements/Fields	\$0.00	\$0.00	\$0.00	\$0.00	\$0.00
003-0719 - Castro - Temp Housing Construction Project	\$1,363,649.71	\$1,363,649.71	(\$1,363,649.71)	\$0.00	\$0.00
003-0723 - Castro - Furniture/Fixtures/Equipment	\$17,793.55	\$17,793.55	(\$17,793.55)	\$0.00	\$0.00
003-0731 - Castro - Fencing	\$4,000.00	\$4,000.00	\$0.00	\$0.00	\$4,000.00
003 - Castro Subtotal:	\$30,982,803.99	\$30,982,803.99	(\$30,978,803.99)	\$0.00	\$4,000.00
004-0000 - Huff - Sitewide	\$17,359.00	\$17,359.00	(\$17,359.00)	\$0.00	\$0.00
004-0001 - Huff - Phase 1 - Temp Housing & Program Management	\$24,069.37	\$24,069.37	(\$24,069.37)	\$0.00	\$0.00
004-0701 - Huff - Construction Prog Management	\$699,176.92	\$699,176.92	(\$699,176.92)	\$0.00	\$0.00
004-0708 - Huff - Classroom/Building - Modernization	\$9,461,491.41	\$9,461,491.41	(\$9,461,491.41)	\$0.00	\$0.00
004-0719 - Huff - Temp Housing Construction Project	\$750,107.69	\$750,107.69	(\$750,107.69)	\$0.00	\$0.00
004-0721 - Huff - MPR Mod/Construction	\$6,128,719.81	\$6,128,719.81	(\$6,128,719.81)	\$0.00	\$0.00
004-0723 - Huff - Furniture/Fixtures/Equipment	\$2,850.97	\$2,850.97	(\$2,850.97)	\$0.00	\$0.00
004-0728 - Huff - Portable Refresh Project	\$0.00	\$0.00	\$0.00	\$0.00	\$0.00
004-0731 - Huff - Fencing	\$4,000.00	\$4,000.00	\$0.00	\$0.00	\$4,000.00
004 - Huff Subtotal:	\$17,087,775.17	\$17,087,775.17	(\$17,083,775.17)	\$0.00	\$4,000.00
005-0000 - Landels - Sitewide	\$17,359.00	\$17,359.00	(\$17,359.00)	\$0.00	\$0.00
005-0001 - Landels -Phase 1-Temp Housing & Program Management	\$11,329.38	\$11,329.38	(\$11,329.38)	\$0.00	\$0.00
005-0002 - Landels - Phase 2-New Construction & Program Manag	\$177.20	\$177.20	(\$177.20)	\$0.00	\$0.00
005-0701 - Landels - Construction Prog Management	\$694,380.92	\$694,380.92	(\$694,380.92)	\$0.00	\$0.00
005-0708 - Landels - Classroom/Building - Modernization	\$9,173,172.60	\$9,173,172.60	(\$9,173,172.60)	\$0.00	\$0.00

Project	Total Budget	Encumbered	Expenditures	Remaining Budget	Encumbered Balance
005-0709 - Landels - Site Improvements/Fields	\$703,598.32	\$650,297.32	(\$586,165.93)	\$53,301.00	\$64,131.39
005-0719 - Landels - Temp Housing Construction Project	\$939,652.06	\$939,652.06	(\$939,652.06)	\$0.00	\$0.00
005-0721 - Landels - MPR Mod/Construction	\$5,872,760.12	\$5,872,760.12	(\$5,872,760.12)	\$0.00	\$0.00
005-0723 - Landels - Furniture/Fixtures/Equipment	\$9,897.48	\$9,897.48	(\$9,897.48)	\$0.00	\$0.00
005-0728 - Landels - Portable Refresh Project	\$0.00	\$0.00	\$0.00	\$0.00	\$0.00
005-0731 - Landels - Fencing	\$4,000.00	\$4,000.00	\$0.00	\$0.00	\$4,000.00
005 - Landels Subtotal:	\$17,426,327.08	\$17,373,026.08	(\$17,304,894.69)	\$53,301.00	\$68,131.39
006-0001 - Monta Loma -Phase 1-Temp Housing & Program Manage.	\$2,010.19	\$2,010.19	(\$2,010.19)	\$0.00	\$0.00
006-0002 - Monta Loma - Phase 2-New Constr. & Program Manage.	\$59,288.40	\$59,288.40	(\$59,288.40)	\$0.00	\$0.00
006-0701 - Monta Loma - Construction Prog Management	\$974,242.59	\$974,242.59	(\$974,242.59)	\$0.00	\$0.00
006-0708 - Monta Loma - Classroom/Building - Modernization	\$12,391,244.57	\$12,391,244.57	(\$12,391,244.57)	\$0.00	\$0.00
006-0719 - Monta Loma - Temp Housing Construction Project	\$37,483.21	\$37,483.21	(\$37,483.21)	\$0.00	\$0.00
006-0721 - Monta Loma - MPR Mod/Construction	\$5,256,215.28	\$5,256,215.28	(\$5,256,215.28)	\$0.00	\$0.00
006-0723 - Monta Loma - Furniture/Fixtures/Equipment	\$8,244.03	\$8,244.03	(\$8,244.03)	\$0.00	\$0.00
006-0728 - Monta Loma - Portable Refresh Project	\$0.00	\$0.00	\$0.00	\$0.00	\$0.00
006-0731 - Monta Loma - Fencing	\$4,000.00	\$4,000.00	\$0.00	\$0.00	\$4,000.00
006 - Monta Loma Subtotal:	\$18,732,728.27	\$18,732,728.27	(\$18,728,728.27)	\$0.00	\$4,000.00
007-0701 - Vargas - Construction Prog Management	\$48,501.51	\$48,501.51	(\$48,501.51)	\$0.00	\$0.00
007-0707 - Vargas - Classroom/Building - New	\$0.00	\$0.00	\$0.00	\$0.00	\$0.00
007 - Vargas Subtotal:	\$48,501.51	\$48,501.51	(\$48,501.51)	\$0.00	\$0.00
008-0000 - Theuerkauf - Sitewide	\$34,996.50	\$34,996.50	(\$34,996.50)	\$0.00	\$0.00
008-0001 - Theuerkauf -Phase 1-Temp Housing & Program Manage.	\$7,202.50	\$7,202.50	(\$7,202.50)	\$0.00	\$0.00
008-0701 - Theuerkauf - Construction Prog Management	\$589,275.02	\$589,275.02	(\$589,275.02)	\$0.00	\$0.00
008-0708 - Theuerkauf - Classroom/Building - Modernization	\$7,798,313.05	\$7,798,313.05	(\$7,798,313.05)	\$0.00	\$0.00
008-0719 - Theuerkauf - Temp Housing Construction Project	\$1,542.39	\$1,542.39	(\$1,542.39)	\$0.00	\$0.00
008-0721 - Theuerkauf - MPR Mod/Construction	\$3,801,106.14	\$3,801,106.14	(\$3,716,493.72)	\$0.00	\$84,612.42
008-0728 - Theuerkauf - Portable Refresh Project	\$0.00	\$0.00	\$0.00	\$0.00	\$0.00
008-0731 - Theuerkauf - Fencing	\$4,000.00	\$4,000.00	\$0.00	\$0.00	\$4,000.00
008 - Theuerkauf Subtotal:	\$12,236,435.60	\$12,236,435.60	(\$12,147,823.18)	\$0.00	\$88,612.42
009-0000 - Districtwide - Districtwide	\$7,885.41	\$7,885.41	(\$7,885.41)	\$0.00	\$0.00
009-0700 - Districtwide - Capital Projects Services	\$910,767.23	\$910,767.23	(\$910,767.23)	\$0.00	\$0.00
009-0701 - Districtwide - Construction Prog Management	\$416,363.27	\$416,363.27	(\$416,363.27)	\$0.00	\$0.00
009-0708 - Districtwide - Classroom/Building - Modernization	\$0.00	\$0.00	\$0.00	\$0.00	\$0.00
009-0709 - Districtwide - Site Improvements/Fields	\$705,062.94	\$705,062.94	(\$676,529.59)	\$0.00	\$28,533.35
009-0719 - Districtwide - Temp Housing Construction Project	\$11,037.25	\$11,037.25	(\$11,037.25)	\$0.00	\$0.00
009-0723 - Districtwide - Furniture/Fixtures/Equipment	\$0.00	\$0.00	\$0.00	\$0.00	\$0.00
009-0726 - Districtwide - Deferred Maintenance	\$0.00	\$0.00	\$0.00	\$0.00	\$0.00
009-0727 - Districtwide - Solar Program	\$0.00	\$0.00	\$0.00	\$0.00	\$0.00
009-0728 - Districtwide - Portable Refresh Project	\$0.00	\$0.00	\$0.00	\$0.00	\$0.00

Project	Total Budget	Encumbered	Expenditures	Remaining Budget	Encumbered Balance
009-0729 - Districtwide - North Bayshore Development	\$0.00	\$0.00	\$0.00	\$0.00	\$0.00
009 - Districtwide Subtotal:	\$2,051,116.10	\$2,051,116.10	(\$2,022,582.75)	\$0.00	\$28,533.35
011-0002 - Crittenden - Phase 2-New Constr. & Program Manage.	\$294,252.76	\$294,252.76	(\$294,252.76)	\$0.00	\$0.00
011-0003 - Crittenden - Phase 3 -Auditorium & Program Manage.	\$302,772.19	\$302,772.19	(\$302,772.19)	\$0.00	\$0.00
011-0570 - Crittenden - Technology and Data Infrastructure	\$320,085.31	\$320,085.31	(\$320,085.31)	\$0.00	\$0.00
011-0700 - Crittenden - Capital Projects Services	\$0.00	\$0.00	\$0.00	\$0.00	\$0.00
011-0701 - Crittenden - Construction Prog Management	\$9,811,506.16	\$9,811,506.16	(\$9,811,506.16)	\$0.00	\$0.00
011-0705 - Crittenden - Auditorium Construct/Maintenance	\$7,908,212.23	\$7,908,212.23	(\$7,908,212.23)	\$0.00	\$0.00
011-0707 - Crittenden - Classroom/Building - New	\$8,533,886.22	\$8,533,886.22	(\$8,533,886.22)	\$0.00	\$0.00
011-0708 - Crittenden - Classroom/Building - Modernization	\$3,445,154.04	\$3,445,154.04	(\$3,445,154.04)	\$0.00	\$0.00
011-0709 - Crittenden - Site Improvements/Fields	\$1,128,020.98	\$1,128,020.98	(\$1,128,020.98)	\$0.00	\$0.00
011-0718 - Crittenden - Restrooms	\$0.00	\$0.00	\$0.00	\$0.00	\$0.00
011-0721 - Crittenden - MPR Mod/Construction	\$40,863.09	\$40,863.09	(\$40,863.09)	\$0.00	\$0.00
011-0723 - Crittenden - Furniture/Fixtures/Equipment	\$323,823.97	\$323,823.97	(\$323,823.97)	\$0.00	\$0.00
011-0724 - Crittenden - Kitchen Mod/Construction	\$373,344.36	\$373,344.36	(\$373,344.36)	\$0.00	\$0.00
011-0726 - Crittenden - Deferred Maintenance	\$22,783.48	\$22,783.48	(\$22,783.48)	\$0.00	\$0.00
011-0728 - Crittenden - Portable Refresh Project	\$0.00	\$0.00	\$0.00	\$0.00	\$0.00
011-0731 - Crittenden - Fencing	\$4,000.00	\$4,000.00	\$0.00	\$0.00	\$4,000.00
011 - Crittenden Subtotal:	\$32,508,704.79	\$32,508,704.79	(\$32,504,704.79)	\$0.00	\$4,000.00
013-0701 - Cooper - Construction Prog Management	\$1,568.75	\$1,568.75	(\$1,568.75)	\$0.00	\$0.00
013-0726 - Cooper - Deferred Maintenance	\$0.00	\$0.00	\$0.00	\$0.00	\$0.00
013 - Cooper Subtotal:	\$1,568.75	\$1,568.75	(\$1,568.75)	\$0.00	\$0.00
014-0002 - Graham - Phase 2-New Construction & Program Manage	\$3,107.90	\$3,107.90	(\$3,107.90)	\$0.00	\$0.00
014-0003 - Graham - Phase 3- Auditorium & Program Management	\$376,456.47	\$376,456.47	(\$376,456.47)	\$0.00	\$0.00
014-0570 - Graham - Technology and Data Infrastructure	\$394,017.81	\$394,017.81	(\$394,017.81)	\$0.00	\$0.00
014-0700 - Graham - Capital Projects Services	\$0.00	\$0.00	\$0.00	\$0.00	\$0.00
014-0701 - Graham - Construction Prog Management	\$4,012,875.18	\$4,012,875.18	(\$4,012,875.18)	\$0.00	\$0.00
014-0705 - Graham - Auditorium Construct/Maintenance	\$3,027,154.08	\$3,027,154.08	(\$3,027,154.08)	\$0.00	\$0.00
014-0707 - Graham - Classroom/Building - New	\$656,667.36	\$656,667.36	(\$656,667.36)	\$0.00	\$0.00
014-0708 - Graham - Classroom/Building - Modernization	\$8,916,766.43	\$8,916,766.43	(\$8,916,766.43)	\$0.00	\$0.00
014-0709 - Graham - Site Improvements/Fields	\$76,281.68	\$76,281.68	(\$76,281.68)	\$0.00	\$0.00
014-0711 - Graham - Security System - New Construction	\$115,934.62	\$115,934.62	(\$115,934.62)	\$0.00	\$0.00
014-0718 - Graham - Restrooms	\$0.00	\$0.00	\$0.00	\$0.00	\$0.00
014-0721 - Graham - MPR Modernization/Construction	\$10,838.56	\$10,838.56	(\$10,838.56)	\$0.00	\$0.00
014-0723 - Graham - Furniture/Fixtures/Equipment	\$376,013.97	\$376,013.97	(\$376,013.97)	\$0.00	\$0.00
014-0724 - Graham - Kitchen Mod/Construction	\$101,594.54	\$101,594.54	(\$101,594.54)	\$0.00	\$0.00
014-0726 - Graham - Deferred Maintenance	\$106,139.10	\$106,139.10	(\$106,139.10)	\$0.00	\$0.00
014-0728 - Graham - Portable Refresh Project	\$0.00	\$0.00	\$0.00	\$0.00	\$0.00

Project	Total Budget	Encumbered	Expenditures	Remaining Budget	Encumbered Balance
014-0731 - Graham - Fencing	\$4,000.00	\$4,000.00	\$0.00	\$0.00	\$4,000.00
014-1202 - Graham -Goal 1-B/Phase 2-New Constr & Program Mgmt	\$0.00	\$0.00	\$0.00	\$0.00	\$0.00
014 - Graham Subtotal:	\$18,177,847.70	\$18,177,847.70	(\$18,173,847.70)	\$0.00	\$4,000.00
015-0000 - Stevenson - Sitewide	\$31,331.50	\$31,331.50	(\$31,331.50)	\$0.00	\$0.00
015-0001 - Stevenson - Phase 1-Temp Housing & Program Manage.	\$7,202.50	\$7,202.50	(\$7,202.50)	\$0.00	\$0.00
015-0701 - Stevenson - Construction Program Management	\$594,731.35	\$594,731.35	(\$594,731.35)	\$0.00	\$0.00
015-0707 - Stevenson - Classroom/Building - New	\$19,490,852.49	\$18,940,852.49	(\$18,934,353.96)	\$550,000.00	\$6,498.53
015-0709 - Stevenson - Site Improvements/Fields	\$0.00	\$0.00	\$0.00	\$0.00	\$0.00
015-0719 - Stevenson - Temp Housing Construction Project	\$5,113,116.79	\$5,113,116.79	(\$5,110,616.88)	\$0.00	\$2,499.91
015-0721 - Stevenson - MPR Mod/Construction	\$58,431.00	\$58,431.00	(\$58,431.00)	\$0.00	\$0.00
015-0723 - Stevenson - Furniture/Fixtures/Equipment	\$19,962.28	\$19,962.28	(\$19,962.28)	\$0.00	\$0.00
015-0731 - Stevenson - Fencing	\$4,000.00	\$4,000.00	\$0.00	\$0.00	\$4,000.00
015-0799 - Stevenson - Miscellaneous Close-out Project	\$46,980.74	\$46,980.74	(\$38,396.20)	\$0.00	\$8,584.54
015 - Stevenson Subtotal:	\$25,366,608.65	\$24,816,608.65	(\$24,795,025.67)	\$550,000.00	\$21,582.98
016-0001 - Mistral -Phase 1-Temp Housing & Program Management	\$1,881.35	\$1,881.35	(\$1,881.35)	\$0.00	\$0.00
016-0701 - Mistral - Construction Prog Management	\$1,362,295.81	\$1,362,295.81	(\$1,362,295.81)	\$0.00	\$0.00
016-0707 - Mistral - Classroom/Building - New	\$105.00	\$105.00	(\$105.00)	\$0.00	\$0.00
016-0708 - Mistral - Classroom/Building - Modernization	\$12,289,266.69	\$12,289,266.69	(\$12,289,266.69)	\$0.00	\$0.00
016-0709 - Mistral - Site Improvements/Fields	\$0.00	\$0.00	\$0.00	\$0.00	\$0.00
016-0719 - Mistral - Temp Housing Construction Proj	\$650,586.61	\$650,586.61	(\$650,586.61)	\$0.00	\$0.00
016-0723 - Mistral - Furniture/Fixtures/Equipment	\$1,616.74	\$1,616.74	(\$1,616.74)	\$0.00	\$0.00
016-0731 - Mistral - Fencing	\$4,000.00	\$4,000.00	\$0.00	\$0.00	\$4,000.00
016 - Mistral Subtotal:	\$14,309,752.20	\$14,309,752.20	(\$14,305,752.20)	\$0.00	\$4,000.00
026-0701 - Preschool - Latham - Construction Prog Management	\$20,114.84	\$20,114.84	(\$20,114.84)	\$0.00	\$0.00
026-0708 - Preschool - Latham - Classroom/Building - Moderniz	\$71,696.50	\$71,696.50	(\$71,696.50)	\$0.00	\$0.00
026-0728 - Preschool - Latham - Portable Refresh Project	\$0.00	\$0.00	\$0.00	\$0.00	\$0.00
026 - Preschool - Latham Subtotal:	\$91,811.34	\$91,811.34	(\$91,811.34)	\$0.00	\$0.00
Grand Total:	\$206,948,558.29	\$206,336,414.29	(\$206,092,318.40)	\$612,144.00	\$244,095.89

Cumulative Measure G Encumbrance Summary by Project

**from Inception to
September 15, 2020**



Project: 000-0000 - Undesignated - Districtwide				
Vendor	Encumbrance	Expenditure	Balance	Description
M.V.W.S.D.	\$0.00	\$0.00	\$0.00	
U.S. Bank	\$348,000.00	(\$348,000.00)	\$0.00	
Project Total:	\$348,000.00	(\$348,000.00)	\$0.00	000-0000 - Undesignated - Districtwide

Project: 002-0000 - Bubb - Sitewide				
Vendor	Encumbrance	Expenditure	Balance	Description
Greystone West Comp	\$17,360.00	(\$17,360.00)	\$0.00	
Project Total:	\$17,360.00	(\$17,360.00)	\$0.00	002-0000 - Bubb - Sitewide

Project: 002-0001 - Bubb - Phase 1 - Temp Housing & Program Management				
Vendor	Encumbrance	Expenditure	Balance	Description
Cleary Consultants	\$5,300.00	(\$5,300.00)	\$0.00	
Hibser Yamauchi Architects	\$4,779.37	(\$4,779.37)	\$0.00	
Project Total:	\$10,079.37	(\$10,079.37)	\$0.00	002-0001 - Bubb - Phase 1 - Temp Housing & Program Management

Project: 002-0701 - Bubb - Construction Prog Management				
Vendor	Encumbrance	Expenditure	Balance	Description
Barker Blue	\$712.48	(\$712.48)	\$0.00	
Cornerstone Title Company	\$2,000.00	(\$2,000.00)	\$0.00	
Foster Brothers Sec	\$20,800.69	(\$20,800.69)	\$0.00	
Greystone West Comp	\$561,289.22	(\$561,289.22)	\$0.00	
Hibser Yamauchi Architects	\$90,999.98	(\$90,999.98)	\$0.00	
Scellato, Jacqueline	\$5.00	(\$5.00)	\$0.00	
Underwood & Rosenblum	\$19,285.00	(\$19,285.00)	\$0.00	
Value Fire Protection	\$2,300.00	(\$2,300.00)	\$0.00	
Project Total:	\$697,392.37	(\$697,392.37)	\$0.00	002-0701 - Bubb - Construction Prog Management

Project: 002-0708 - Bubb - Classroom/Building - Modernization

Vendor	Encumbrance	Expenditure	Balance	Description
Barker Blue	\$931.86	(\$931.86)	\$0.00	
Bay Alarm Company	\$1,748.00	(\$1,748.00)	\$0.00	
CDW Government	\$89,470.59	(\$89,470.59)	\$0.00	
Cleary Consultants	\$12,387.75	(\$6,273.50)	\$6,114.25	
Crown Worldwide Moving	\$25,700.00	(\$25,700.00)	\$0.00	
DFE & Associates Inc	\$122,359.67	(\$122,359.67)	\$0.00	
Division Of State Architects	\$76,300.00	(\$76,300.00)	\$0.00	
Greystone West Comp	\$6,841.16	(\$6,841.16)	\$0.00	
Haulaway Storage Co	\$6,591.88	(\$6,591.88)	\$0.00	
Hibser Yamauchi Architects	\$428,293.01	(\$428,293.01)	\$0.00	
Home Depot	\$2,799.09	(\$2,799.09)	\$0.00	
Living Classroom	\$283.20	(\$283.20)	\$0.00	
Max-Ability Inc	\$5,918.34	(\$5,918.34)	\$0.00	
Metropolitan Van & Storage	\$1,800.00	(\$1,800.00)	\$0.00	
Mont-Rose Moving Systems	\$550.00	(\$550.00)	\$0.00	
Norbay Consulting	\$3,999.63	(\$3,999.63)	\$0.00	
Peninsulators Inc	\$10,844.99	(\$10,844.99)	\$0.00	
Rodan Builders Inc	\$8,843,492.53	(\$8,843,492.53)	\$0.00	
Ross Mcdonald	\$32,790.96	(\$32,790.96)	\$0.00	
Roto Rooter Sewer Service	\$6,936.00	(\$6,936.00)	\$0.00	
Testing Engineers	\$19,528.84	(\$16,407.34)	\$3,121.50	
Tri Valley Excavating	\$31,550.00	(\$31,550.00)	\$0.00	
Project Total:	\$9,731,117.50	(\$9,721,881.75)	\$9,235.75	002-0708 - Bubb - Classroom/Building - Modernization

Project: 002-0709 - Bubb - Site Improvements/Fields

Vendor	Encumbrance	Expenditure	Balance	Description
Artik Art & Architects	\$650.00	(\$650.00)	\$0.00	
Cleary Consultants	\$955.00	(\$955.00)	\$0.00	
HP Inspections Inc	\$8,452.50	(\$8,452.50)	\$0.00	
Keith Brown Inspections	\$2,150.00	(\$2,150.00)	\$0.00	
Scellato, Jacqueline	\$0.00	\$0.00	\$0.00	
Subdynamic Locating Service	\$444.00	(\$444.00)	\$0.00	
USA Shade & Frabric Structures	\$109,780.00	(\$109,780.00)	\$0.00	
Project Total:	\$122,431.50	(\$122,431.50)	\$0.00	002-0709 - Bubb - Site Improvements/Fields

Project: 002-0719 - Bubb - Temp Housing Construction Project				
Vendor	Encumbrance	Expenditure	Balance	Description
Arne Sign & Decal	\$463.26	(\$463.26)	\$0.00	
Barker Blue	\$470.44	(\$470.44)	\$0.00	
CDW Government	\$36,633.89	(\$36,633.89)	\$0.00	
City Of Mountain View	\$1,134.30	(\$1,134.30)	\$0.00	
Creative Window Interiors	\$1,890.00	(\$1,890.00)	\$0.00	
DFE & Associates Inc	\$4,000.00	(\$4,000.00)	\$0.00	
Department of General Services	\$8,017.89	(\$8,017.89)	\$0.00	
Foster Brothers Sec	\$558.81	(\$558.81)	\$0.00	
Greystone West Comp	\$7.08	(\$7.08)	\$0.00	
Mobile Modular Mgmt	\$282,812.00	(\$282,812.00)	\$0.00	
Mont-Rose Moving Systems	\$7,239.39	(\$7,239.39)	\$0.00	
Rodan Builders Inc	\$565,231.00	(\$565,231.00)	\$0.00	
Project Total:	\$908,458.06	(\$908,458.06)	\$0.00	002-0719 - Bubb - Temp Housing Construction Project

Project: 002-0721 - Bubb - MPR Modernization/Construction				
Vendor	Encumbrance	Expenditure	Balance	Description
Allied Storage Container	\$1,449.70	(\$1,449.70)	\$0.00	
Barker Blue	\$2,474.15	(\$2,474.15)	\$0.00	
Bay Alarm Company	\$4,775.00	(\$4,775.00)	\$0.00	
California Geological Survey	\$3,600.00	(\$3,600.00)	\$0.00	
Cleary Consultants	\$25,380.25	(\$25,380.25)	\$0.00	
DFE & Associates Inc	\$79,000.00	(\$79,000.00)	\$0.00	
Department of General Services	\$11,635.42	(\$11,635.42)	\$0.00	
Division Of State Architects	\$47,250.00	(\$47,250.00)	\$0.00	
Grassetti Environme	\$1,192.22	(\$1,192.22)	\$0.00	
Greystone West Comp	\$22.56	(\$22.56)	\$0.00	
Hibser Yamauchi Architects	\$415,671.59	(\$415,671.59)	\$0.00	
Mont-Rose Moving Systems	\$4,867.74	(\$4,867.74)	\$0.00	
Mountain View Voice (E.M.)	\$390.00	(\$390.00)	\$0.00	
Norbay Consulting	\$1,385.37	(\$1,385.37)	\$0.00	
Rodan Builders Inc	\$5,452,297.93	(\$5,452,297.93)	\$0.00	
Santa Clara County	\$50.00	(\$50.00)	\$0.00	
Sonitrol Security	\$4,005.00	(\$4,005.00)	\$0.00	
Testing Engineers	\$13,531.01	(\$13,531.01)	\$0.00	
Project Total:	\$6,068,977.94	(\$6,068,977.94)	\$0.00	002-0721 - Bubb - MPR Modernization/Construction

Project: 002-0723 - Bubb - Furniture/Fixtures/Equipment				
Vendor	Encumbrance	Expenditure	Balance	Description
Amazon/Gecrb	\$5,087.61	(\$5,087.61)	\$0.00	
BT Express Liquidation	\$1,905.32	(\$1,905.32)	\$0.00	
Lakeshore Learning Material	\$767.51	(\$767.51)	\$0.00	
Nguyen, Cyndee	\$275.00	(\$275.00)	\$0.00	
Worthington Direct	\$1,881.96	(\$1,881.96)	\$0.00	
Project Total:	\$9,917.40	(\$9,917.40)	\$0.00	002-0723 - Bubb - Furniture/Fixtures/Equipment

Project: 002-0728 - Bubb - Portable Refresh Project				
Vendor	Encumbrance	Expenditure	Balance	Description
Division Of State Architects	\$0.00	\$0.00	\$0.00	
Project Total:	\$0.00	\$0.00	\$0.00	002-0728 - Bubb - Portable Refresh Project

Project: 002-0731 - Bubb - Fencing				
Vendor	Encumbrance	Expenditure	Balance	Description
Greystone West Comp	\$2,000.00	\$0.00	\$2,000.00	
Hibser Yamauchi Architects	\$2,000.00	\$0.00	\$2,000.00	
Project Total:	\$4,000.00	\$0.00	\$4,000.00	002-0731 - Bubb - Fencing

Project: 003-0001 - Castro - Phase 1-Temp Housing & Program Management				
Vendor	Encumbrance	Expenditure	Balance	Description
Allied Storage Container	\$200.41	(\$200.41)	\$0.00	
Barker Blue	\$484.42	(\$484.42)	\$0.00	
Greystone West Comp	\$515.69	(\$515.69)	\$0.00	
Mobile Modular Mgmt	\$972.00	(\$972.00)	\$0.00	
Quattrocchi Kwok Architects	\$680.82	(\$680.82)	\$0.00	
Project Total:	\$2,853.34	(\$2,853.34)	\$0.00	003-0001 - Castro - Phase 1-Temp Housing & Program Management

Project: 003-0002 - Castro - Phase 2-New Construction & Program Manage				
Vendor	Encumbrance	Expenditure	Balance	Description
Quattrocchi Kwok Architects	\$1,890.00	(\$1,890.00)	\$0.00	
Project Total:	\$1,890.00	(\$1,890.00)	\$0.00	003-0002 - Castro - Phase 2-New Construction & Program Manage

Project: 003-0701 - Castro - Construction Program Management				
Vendor	Encumbrance	Expenditure	Balance	Description
All Reasons Moving	\$1,350.00	(\$1,350.00)	\$0.00	
American Reprographics Co Llc	\$267.88	(\$267.88)	\$0.00	
Barker Blue	\$3,475.85	(\$3,475.85)	\$0.00	
CDE	\$0.00	\$0.00	\$0.00	
California Geological Survey	\$3,600.00	(\$3,600.00)	\$0.00	
Cleary Consultants	\$25,300.00	(\$25,300.00)	\$0.00	
Cornerstone Title Company	\$1,700.00	(\$1,700.00)	\$0.00	
Coulter Construction	\$686.00	(\$686.00)	\$0.00	
Cupertino Electric	\$103,297.00	(\$103,297.00)	\$0.00	
DFE & Associates Inc	\$1,500.00	(\$1,500.00)	\$0.00	
Dannis Woliver & Kelley	\$165.75	(\$165.75)	\$0.00	
Davis Sign Company Inc.	\$81.94	(\$81.94)	\$0.00	
Division Of State Architects	\$118,615.89	(\$118,615.89)	\$0.00	
Greystone West Comp	\$713,855.55	(\$713,855.55)	\$0.00	
Guerra Construction	\$14,881.00	(\$14,881.00)	\$0.00	
Michael Ford Land Surveying	\$22,600.00	(\$22,600.00)	\$0.00	
Mobile Modular Mgmt	\$22,316.00	(\$22,316.00)	\$0.00	
Mountain View Door	\$25.00	(\$25.00)	\$0.00	
Mountain View Voice (E.M.)	\$1,005.33	(\$1,005.33)	\$0.00	
Norbay Consulting	\$5,925.00	(\$5,925.00)	\$0.00	
Pacific Gas And Electric	\$1,250.00	(\$1,250.00)	\$0.00	
Quattrocchi Kwok Architects	\$908,245.72	(\$908,245.72)	\$0.00	
Rodriguez, Guiuliana	\$107.00	(\$107.00)	\$0.00	
Santa Clara County	\$1,090.50	(\$1,090.50)	\$0.00	
Project Total:	\$1,951,341.41	(\$1,951,341.41)	\$0.00	003-0701 - Castro - Construction Program Management

Project: 003-0707 - Castro - Classroom/Building - New				
Vendor	Encumbrance	Expenditure	Balance	Description
American Modular	\$0.00	\$0.00	\$0.00	
BHM Construction Inc	\$25,854,550.99	(\$25,854,550.99)	\$0.00	
Barker Blue	\$2,345.24	(\$2,345.24)	\$0.00	
Budget Enterprises	\$6,288.00	(\$6,288.00)	\$0.00	
CDE	\$3,739.23	(\$3,739.23)	\$0.00	
CDW Government	\$87,496.34	(\$87,496.34)	\$0.00	
California Dept Of	\$14,964.19	(\$14,964.19)	\$0.00	
City Of Mountain View	\$530.02	(\$530.02)	\$0.00	
Cleary Consultants	\$59,173.00	(\$59,173.00)	\$0.00	
Consolidated Networks	\$9,133.00	(\$9,133.00)	\$0.00	
DFE & Associates Inc	\$273,000.00	(\$273,000.00)	\$0.00	
Department of General Services	\$35,476.62	(\$35,476.62)	\$0.00	
Dryco Construction	\$31,575.00	(\$31,575.00)	\$0.00	
Fedex Freight	\$129.00	(\$129.00)	\$0.00	
Foster Brothers Sec	\$16,810.99	(\$16,810.99)	\$0.00	
Greystone West Comp	\$6,258.68	(\$6,258.68)	\$0.00	
Living Classroom	\$667.13	(\$667.13)	\$0.00	
MK Pipelines Inc.	\$23,730.00	(\$23,730.00)	\$0.00	
Mont-Rose Moving Systems	\$12,854.63	(\$12,854.63)	\$0.00	
Mountain View Voice (E.M.)	\$1,824.00	(\$1,824.00)	\$0.00	
Nelson Adams NACO	\$12,753.00	(\$12,753.00)	\$0.00	
North American Technical Service	\$0.00	\$0.00	\$0.00	
PG&E CFM/PPC Dept	\$7,142.94	(\$7,142.94)	\$0.00	
Pacific Gas And Electric	\$2,500.00	(\$2,500.00)	\$0.00	
Peninsulators Inc	\$1,808.00	(\$1,808.00)	\$0.00	
Quattrocchi Kwok Architects	\$848,295.22	(\$848,295.22)	\$0.00	
Ross Mcdonald	\$45,543.00	(\$45,543.00)	\$0.00	
SWRCB	\$622.00	(\$622.00)	\$0.00	
Sonitrol Security	\$36,734.00	(\$36,734.00)	\$0.00	
Sound And Signal Inc	\$1,125.00	(\$1,125.00)	\$0.00	
Testing Engineers	\$193,610.90	(\$193,610.90)	\$0.00	
Tri Valley Excavating	\$32,450.00	(\$32,450.00)	\$0.00	
Waters Moving & Storage	\$6,336.00	(\$6,336.00)	\$0.00	
Window Graphics Sign	\$1,471.11	(\$1,471.11)	\$0.00	
Project Total:	\$27,630,937.23	(\$27,630,937.23)	\$0.00	003-0707 - Castro - Classroom/Building - New

Project: 003-0708 - Castro - Classroom/Building - Modernization

Vendor	Encumbrance	Expenditure	Balance	Description
Coulter Construction	\$10,338.75	(\$10,338.75)	\$0.00	
Project Total:	\$10,338.75	(\$10,338.75)	\$0.00	003-0708 - Castro - Classroom/Building - Modernization

Project: 003-0709 - Castro - Site Improvements/Fields

Vendor	Encumbrance	Expenditure	Balance	Description
Cleary Consultants	\$0.00	\$0.00	\$0.00	
DFE & Associates Inc	\$0.00	\$0.00	\$0.00	
Dreiling Terrones Architecture	\$0.00	\$0.00	\$0.00	
Edgin, Wayne E.	\$900.00	(\$900.00)	\$0.00	
Greystone West Comp	\$0.00	\$0.00	\$0.00	
Landscape Structures Inc	\$0.00	\$0.00	\$0.00	
Terramark General Eng.	\$0.00	\$0.00	\$0.00	
Testing Engineers	\$0.00	\$0.00	\$0.00	
Underwood & Rosenblum	(\$900.00)	\$900.00	\$0.00	
Project Total:	\$0.00	\$0.00	\$0.00	003-0709 - Castro - Site Improvements/Fields

Project: 003-0719 - Castro - Temp Housing Construction Project

Vendor	Encumbrance	Expenditure	Balance	Description
Allied Storage Container	\$893.36	(\$893.36)	\$0.00	
Aram Electric Inc	\$377,332.00	(\$377,332.00)	\$0.00	
Arne Sign & Decal	\$463.25	(\$463.25)	\$0.00	
Barker Blue	\$1,387.51	(\$1,387.51)	\$0.00	
BestEST Landscape Design	\$575.42	(\$575.42)	\$0.00	
Cleary Consultants	\$6,115.75	(\$6,115.75)	\$0.00	
Construction Survey	\$660.00	(\$660.00)	\$0.00	
Coulter Construction	\$1,404.68	(\$1,404.68)	\$0.00	
Creative Window Interiors	\$2,026.50	(\$2,026.50)	\$0.00	
Cupertino Electric	\$8,041.61	(\$8,041.61)	\$0.00	
DFE & Associates Inc	\$17,750.00	(\$17,750.00)	\$0.00	
Division Of State Architects	\$2,040.00	(\$2,040.00)	\$0.00	
Dryco Construction	\$268,919.00	(\$268,919.00)	\$0.00	
Grainger	\$512.43	(\$512.43)	\$0.00	
Greystone West Comp	\$36.04	(\$36.04)	\$0.00	
Mobile Modular Mgmt	\$637,698.31	(\$637,698.31)	\$0.00	
Mont-Rose Moving Systems	\$9,233.12	(\$9,233.12)	\$0.00	
Mountain View Door	\$9.13	(\$9.13)	\$0.00	
Mountain View Voice (E.M.)	\$2,736.00	(\$2,736.00)	\$0.00	
Norbay Consulting	\$390.00	(\$390.00)	\$0.00	
Opening Technologies	\$2,906.17	(\$2,906.17)	\$0.00	
PG&E CFM/PPC Dept	\$61,754.55	(\$61,754.55)	\$0.00	
Quattrocchi Kwok Architects	(\$39,360.12)	\$39,360.12	\$0.00	
Sonitrol Security	\$125.00	(\$125.00)	\$0.00	
Project Total:	\$1,363,649.71	(\$1,363,649.71)	\$0.00	003-0719 - Castro - Temp Housing Construction Project

Project: 003-0723 - Castro - Furniture/Fixtures/Equipment

Vendor	Encumbrance	Expenditure	Balance	Description
Acco Brands Usa LLC	\$1,550.37	(\$1,550.37)	\$0.00	
Office Depot	\$14,159.56	(\$14,159.56)	\$0.00	
Southwest School	\$2,083.62	(\$2,083.62)	\$0.00	
Project Total:	\$17,793.55	(\$17,793.55)	\$0.00	003-0723 - Castro - Furniture/Fixtures/Equipment

Project: 003-0731 - Castro - Fencing				
Vendor	Encumbrance	Expenditure	Balance	Description
Greystone West Comp	\$2,000.00	\$0.00	\$2,000.00	
Hibser Yamauchi Architects	\$2,000.00	\$0.00	\$2,000.00	
Project Total:	\$4,000.00	\$0.00	\$4,000.00	003-0731 - Castro - Fencing

Project: 004-0000 - Huff - Sitewide				
Vendor	Encumbrance	Expenditure	Balance	Description
Greystone West Comp	\$17,359.00	(\$17,359.00)	\$0.00	
Project Total:	\$17,359.00	(\$17,359.00)	\$0.00	004-0000 - Huff - Sitewide

Project: 004-0001 - Huff - Phase 1 - Temp Housing & Program Management				
Vendor	Encumbrance	Expenditure	Balance	Description
Cleary Consultants	\$5,300.00	(\$5,300.00)	\$0.00	
Hibser Yamauchi Architects	\$4,779.37	(\$4,779.37)	\$0.00	
MK Pipelines Inc.	\$13,990.00	(\$13,990.00)	\$0.00	
Project Total:	\$24,069.37	(\$24,069.37)	\$0.00	004-0001 - Huff - Phase 1 - Temp Housing & Program Management

Project: 004-0701 - Huff - Construction Prog Management				
Vendor	Encumbrance	Expenditure	Balance	Description
Barker Blue	\$651.98	(\$651.98)	\$0.00	
Cornerstone Title Company	\$2,000.00	(\$2,000.00)	\$0.00	
Foster Brothers Sec	\$21,699.72	(\$21,699.72)	\$0.00	
Greystone West Comp	\$561,290.22	(\$561,290.22)	\$0.00	
Hibser Yamauchi Architects	\$91,000.00	(\$91,000.00)	\$0.00	
Underwood & Rosenblum	\$20,235.00	(\$20,235.00)	\$0.00	
Value Fire Protection	\$2,300.00	(\$2,300.00)	\$0.00	
Project Total:	\$699,176.92	(\$699,176.92)	\$0.00	004-0701 - Huff - Construction Prog Management

Project: 004-0708 - Huff - Classroom/Building - Modernization				
Vendor	Encumbrance	Expenditure	Balance	Description
Barker Blue	\$931.86	(\$931.86)	\$0.00	
Bay Alarm Company	\$1,680.00	(\$1,680.00)	\$0.00	
CDW Government	\$89,470.59	(\$89,470.59)	\$0.00	
California Water Service	\$32,283.71	(\$32,283.71)	\$0.00	
Cleary Consultants	\$6,467.50	(\$6,467.50)	\$0.00	
DFE & Associates Inc	\$123,379.67	(\$123,379.67)	\$0.00	
Department of General Services	\$3,332.50	(\$3,332.50)	\$0.00	
Division Of State Architects	\$76,300.00	(\$76,300.00)	\$0.00	
Endeavour Inc	\$5,356.40	(\$5,356.40)	\$0.00	
Greystone West Comp	\$8,678.63	(\$8,678.63)	\$0.00	
Hibser Yamauchi Architects	\$428,293.01	(\$428,293.01)	\$0.00	
Home Depot	\$2,799.09	(\$2,799.09)	\$0.00	
Living Classroom	\$280.24	(\$280.24)	\$0.00	
MK Pipelines Inc.	\$44,692.00	(\$44,692.00)	\$0.00	
Max-Ability Inc	\$5,918.34	(\$5,918.34)	\$0.00	
Mont-Rose Moving Systems	\$550.00	(\$550.00)	\$0.00	
Norbay Consulting	\$5,582.40	(\$5,582.40)	\$0.00	
Peninsulators Inc	\$19,527.00	(\$19,527.00)	\$0.00	
Rodan Builders Inc	\$8,448,718.87	(\$8,448,718.87)	\$0.00	
Ross Mcdonald	\$32,790.96	(\$32,790.96)	\$0.00	
Roto Rooter Sewer Service	\$4,624.00	(\$4,624.00)	\$0.00	
Testing Engineers	\$15,466.14	(\$15,466.14)	\$0.00	
Tri Valley Excavating	\$81,452.00	(\$81,452.00)	\$0.00	
Waters Moving & Storage	\$22,916.50	(\$22,916.50)	\$0.00	
Project Total:	\$9,461,491.41	(\$9,461,491.41)	\$0.00	004-0708 - Huff - Classroom/Building - Modernization

Project: 004-0719 - Huff - Temp Housing Construction Project				
Vendor	Encumbrance	Expenditure	Balance	Description
Arne Sign & Decal	\$324.28	(\$324.28)	\$0.00	
Barker Blue	\$697.29	(\$697.29)	\$0.00	
CDW Government	\$24,422.60	(\$24,422.60)	\$0.00	
City Of Mountain View	\$1,134.30	(\$1,134.30)	\$0.00	
Creative Window Interiors	\$1,260.00	(\$1,260.00)	\$0.00	
DFE & Associates Inc	\$4,000.00	(\$4,000.00)	\$0.00	
Department of General Services	\$7,469.79	(\$7,469.79)	\$0.00	
Foster Brothers Sec	\$558.81	(\$558.81)	\$0.00	
Greystone West Comp	\$7.08	(\$7.08)	\$0.00	
Mobile Modular Mgmt	\$191,505.52	(\$191,505.52)	\$0.00	
Mont-Rose Moving Systems	\$3,955.02	(\$3,955.02)	\$0.00	
Norbay Consulting	\$1,990.00	(\$1,990.00)	\$0.00	
Rodan Builders Inc	\$512,783.00	(\$512,783.00)	\$0.00	
Project Total:	\$750,107.69	(\$750,107.69)	\$0.00	004-0719 - Huff - Temp Housing Construction Project

Project: 004-0721 - Huff - MPR Mod/Construction				
Vendor	Encumbrance	Expenditure	Balance	Description
Barker Blue	\$2,345.19	(\$2,345.19)	\$0.00	
Bay Alarm Company	\$4,200.00	(\$4,200.00)	\$0.00	
California Geological Survey	\$3,600.00	(\$3,600.00)	\$0.00	
California Water Service	\$354,488.00	(\$354,488.00)	\$0.00	
Cleary Consultants	\$25,327.25	(\$25,327.25)	\$0.00	
DFE & Associates Inc	\$79,000.00	(\$79,000.00)	\$0.00	
Department of General Services	\$11,627.42	(\$11,627.42)	\$0.00	
Division Of State Architects	\$47,250.00	(\$47,250.00)	\$0.00	
Grassetti Environme	\$1,192.22	(\$1,192.22)	\$0.00	
Greystone West Comp	\$22.56	(\$22.56)	\$0.00	
Hibser Yamauchi Architects	\$415,671.57	(\$415,671.57)	\$0.00	
Mont-Rose Moving Systems	\$2,710.79	(\$2,710.79)	\$0.00	
Mountain View Voice (E.M.)	\$390.00	(\$390.00)	\$0.00	
Norbay Consulting	\$1,096.60	(\$1,096.60)	\$0.00	
Rodan Builders Inc	\$5,160,768.43	(\$5,160,768.43)	\$0.00	
Santa Clara County	\$50.00	(\$50.00)	\$0.00	
Sonitrol Security	\$4,005.00	(\$4,005.00)	\$0.00	
Testing Engineers	\$14,974.78	(\$14,974.78)	\$0.00	
Project Total:	\$6,128,719.81	(\$6,128,719.81)	\$0.00	004-0721 - Huff - MPR Mod/Construction

Project: 004-0723 - Huff - Furniture/Fixtures/Equipment				
Vendor	Encumbrance	Expenditure	Balance	Description
Cole Supply Company Inc	\$1,075.07	(\$1,075.07)	\$0.00	
Wayfair LLC	\$1,775.90	(\$1,775.90)	\$0.00	
Project Total:	\$2,850.97	(\$2,850.97)	\$0.00	004-0723 - Huff - Furniture/Fixtures/Equipment

Project: 004-0728 - Huff - Portable Refresh Project				
Vendor	Encumbrance	Expenditure	Balance	Description
Division Of State Architects	\$0.00	\$0.00	\$0.00	
Project Total:	\$0.00	\$0.00	\$0.00	004-0728 - Huff - Portable Refresh Project

Project: 004-0731 - Huff - Fencing				
Vendor	Encumbrance	Expenditure	Balance	Description
Greystone West Comp	\$2,000.00	\$0.00	\$2,000.00	
Hibser Yamauchi Architects	\$2,000.00	\$0.00	\$2,000.00	
Project Total:	\$4,000.00	\$0.00	\$4,000.00	004-0731 - Huff - Fencing

Project: 005-0000 - Landels - Sitewide				
Vendor	Encumbrance	Expenditure	Balance	Description
Greystone West Comp	\$17,359.00	(\$17,359.00)	\$0.00	
Project Total:	\$17,359.00	(\$17,359.00)	\$0.00	005-0000 - Landels - Sitewide

Project: 005-0001 - Landels -Phase 1-Temp Housing & Program Management				
Vendor	Encumbrance	Expenditure	Balance	Description
Cleary Consultants	\$6,550.00	(\$6,550.00)	\$0.00	
Hibser Yamauchi Architects	\$4,779.38	(\$4,779.38)	\$0.00	
Project Total:	\$11,329.38	(\$11,329.38)	\$0.00	005-0001 - Landels -Phase 1-Temp Housing & Program Management

Project: 005-0002 - Landels - Phase 2-New Construction & Program Manag				
Vendor	Encumbrance	Expenditure	Balance	Description
Greystone West Comp	\$177.20	(\$177.20)	\$0.00	
Project Total:	\$177.20	(\$177.20)	\$0.00	005-0002 - Landels - Phase 2-New Construction & Program Manag

Project: 005-0701 - Landels - Construction Prog Management				
Vendor	Encumbrance	Expenditure	Balance	Description
Barker Blue	\$723.48	(\$723.48)	\$0.00	
Cornerstone Title Company	\$2,000.00	(\$2,000.00)	\$0.00	
Foster Brothers Sec	\$16,262.20	(\$16,262.20)	\$0.00	
Greystone West Comp	\$561,290.22	(\$561,290.22)	\$0.00	
Hibser Yamauchi Architects	\$91,000.02	(\$91,000.02)	\$0.00	
Underwood & Rosenblum	\$20,805.00	(\$20,805.00)	\$0.00	
Value Fire Protection	\$2,300.00	(\$2,300.00)	\$0.00	
Project Total:	\$694,380.92	(\$694,380.92)	\$0.00	005-0701 - Landels - Construction Prog Management

Project: 005-0708 - Landels - Classroom/Building - Modernization				
Vendor	Encumbrance	Expenditure	Balance	Description
Barker Blue	\$931.86	(\$931.86)	\$0.00	
Bay Alarm Company	\$1,680.00	(\$1,680.00)	\$0.00	
CDW Government	\$78,693.49	(\$78,693.49)	\$0.00	
CYS Structural Engineers	\$0.00	\$0.00	\$0.00	
Cleary Consultants	\$6,900.05	(\$6,900.05)	\$0.00	
DFE & Associates Inc	\$122,360.66	(\$122,360.66)	\$0.00	
Department of General Services	\$3,601.25	(\$3,601.25)	\$0.00	
Division Of State Architects	\$76,800.00	(\$76,800.00)	\$0.00	
Dryco Construction	\$3,920.00	(\$3,920.00)	\$0.00	
Greystone West Comp	\$14,077.13	(\$14,077.13)	\$0.00	
Haulaway Storage Co	\$6,304.18	(\$6,304.18)	\$0.00	
Hibser Yamauchi Architects	\$428,292.99	(\$428,292.99)	\$0.00	
Home Depot	\$2,799.09	(\$2,799.09)	\$0.00	
Living Classroom	\$470.82	(\$470.82)	\$0.00	
Max-Ability Inc	\$5,918.33	(\$5,918.33)	\$0.00	
Mcgrath Rentcorp	\$5,600.00	(\$5,600.00)	\$0.00	
Mont-Rose Moving Systems	\$20,791.94	(\$20,791.94)	\$0.00	
Norbay Consulting	\$4,746.00	(\$4,746.00)	\$0.00	
Peninsulators Inc	\$19,407.01	(\$19,407.01)	\$0.00	
Rodan Builders Inc	\$8,209,053.66	(\$8,209,053.66)	\$0.00	
Ross Mcdonald	\$32,790.96	(\$32,790.96)	\$0.00	
Roto Rooter Sewer Service	\$5,491.00	(\$5,491.00)	\$0.00	
Southpaw Enterprises	\$608.79	(\$608.79)	\$0.00	
Testing Engineers	\$12,588.89	(\$12,588.89)	\$0.00	
Tri Valley Excavating	\$108,278.00	(\$108,278.00)	\$0.00	
Waters Moving & Storage	\$1,066.50	(\$1,066.50)	\$0.00	
Project Total:	\$9,173,172.60	(\$9,173,172.60)	\$0.00	005-0708 - Landels - Classroom/Building - Modernization

Project: 005-0709 - Landels - Site Improvements/Fields				
Vendor	Encumbrance	Expenditure	Balance	Description
Cleary Consultants	\$8,000.00	(\$3,648.75)	\$4,351.25	
DFE & Associates Inc	\$16,000.00	(\$16,000.00)	\$0.00	
Division Of State Architects	\$2,425.00	(\$2,425.00)	\$0.00	
Dreiling Terrones Architecture	\$69,975.06	(\$47,866.49)	\$22,108.57	
Grassetti Environme	\$960.00	(\$960.00)	\$0.00	
Greystone West Comp	\$25,236.26	(\$19,981.57)	\$5,254.69	
Terramark General Eng.	\$521,352.00	(\$495,284.12)	\$26,067.88	
Testing Engineers	\$6,349.00	\$0.00	\$6,349.00	
Project Total:	\$650,297.32	(\$586,165.93)	\$64,131.39	005-0709 - Landels - Site Improvements/Fields

Project: 005-0719 - Landels - Temp Housing Construction Project				
Vendor	Encumbrance	Expenditure	Balance	Description
Arne Sign & Decal	\$509.57	(\$509.57)	\$0.00	
Barker Blue	\$697.29	(\$697.29)	\$0.00	
CDW Government	\$36,633.89	(\$36,633.89)	\$0.00	
City Of Mountain View	\$1,134.30	(\$1,134.30)	\$0.00	
Creative Window Interiors	\$2,100.00	(\$2,100.00)	\$0.00	
DFE & Associates Inc	\$4,000.00	(\$4,000.00)	\$0.00	
Department of General Services	\$8,360.13	(\$8,360.13)	\$0.00	
Foster Brothers Sec	\$558.81	(\$558.81)	\$0.00	
Greystone West Comp	\$7.07	(\$7.07)	\$0.00	
Mobile Modular Mgmt	\$319,134.00	(\$319,134.00)	\$0.00	
Mont-Rose Moving Systems	\$6,587.00	(\$6,587.00)	\$0.00	
Rodan Builders Inc	\$559,930.00	(\$559,930.00)	\$0.00	
Project Total:	\$939,652.06	(\$939,652.06)	\$0.00	005-0719 - Landels - Temp Housing Construction Project

Project: 005-0721 - Landels - MPR Mod/Construction				
Vendor	Encumbrance	Expenditure	Balance	Description
Allied Storage Container	\$828.40	(\$828.40)	\$0.00	
Barker Blue	\$2,345.17	(\$2,345.17)	\$0.00	
Bay Alarm Company	\$4,900.00	(\$4,900.00)	\$0.00	
California Geological Survey	\$3,600.00	(\$3,600.00)	\$0.00	
Cleary Consultants	\$31,682.25	(\$31,682.25)	\$0.00	
DFE & Associates Inc	\$80,000.00	(\$80,000.00)	\$0.00	
Department of General Services	\$11,635.42	(\$11,635.42)	\$0.00	
Division Of State Architects	\$47,250.00	(\$47,250.00)	\$0.00	
Grassetti Environme	\$1,192.21	(\$1,192.21)	\$0.00	
Greystone West Comp	\$30.98	(\$30.98)	\$0.00	
Hibser Yamauchi Architects	\$409,271.57	(\$409,271.57)	\$0.00	
Mont-Rose Moving Systems	\$5,187.73	(\$5,187.73)	\$0.00	
Mountain View Voice (E.M.)	\$390.00	(\$390.00)	\$0.00	
Norbay Consulting	\$1,324.00	(\$1,324.00)	\$0.00	
Rodan Builders Inc	\$5,252,881.38	(\$5,252,881.38)	\$0.00	
Santa Clara County	\$50.00	(\$50.00)	\$0.00	
Sonitrol Security	\$4,005.00	(\$4,005.00)	\$0.00	
Testing Engineers	\$16,186.01	(\$16,186.01)	\$0.00	
Project Total:	\$5,872,760.12	(\$5,872,760.12)	\$0.00	005-0721 - Landels - MPR Mod/Construction

Project: 005-0723 - Landels - Furniture/Fixtures/Equipment				
Vendor	Encumbrance	Expenditure	Balance	Description
Amazon/Gecrb	\$100.82	(\$100.82)	\$0.00	
Demco	\$1,336.70	(\$1,336.70)	\$0.00	
Desk Depot	\$6,332.90	(\$6,332.90)	\$0.00	
Dolan, Barbara	\$117.07	(\$117.07)	\$0.00	
Lakeshore Learning Material	\$556.76	(\$556.76)	\$0.00	
Project Ergonomics	\$1,453.23	(\$1,453.23)	\$0.00	
Project Total:	\$9,897.48	(\$9,897.48)	\$0.00	005-0723 - Landels - Furniture/Fixtures/Equipment

Project: 005-0728 - Landels - Portable Refresh Project				
Vendor	Encumbrance	Expenditure	Balance	Description
Division Of State Architects	\$0.00	\$0.00	\$0.00	
Project Total:	\$0.00	\$0.00	\$0.00	005-0728 - Landels - Portable Refresh Project

Project: 005-0731 - Landels - Fencing				
Vendor	Encumbrance	Expenditure	Balance	Description
Greystone West Comp	\$2,000.00	\$0.00	\$2,000.00	
Hibser Yamauchi Architects	\$2,000.00	\$0.00	\$2,000.00	
Project Total:	\$4,000.00	\$0.00	\$4,000.00	005-0731 - Landels - Fencing

Project: 006-0001 - Monta Loma -Phase 1-Temp Housing & Program Manage.				
Vendor	Encumbrance	Expenditure	Balance	Description
Quattrocchi Kwok Architects	\$2,010.19	(\$2,010.19)	\$0.00	
Project Total:	\$2,010.19	(\$2,010.19)	\$0.00	006-0001 - Monta Loma -Phase 1-Temp Housing & Program Manage.

Project: 006-0002 - Monta Loma - Phase 2-New Constr. & Program Manage.				
Vendor	Encumbrance	Expenditure	Balance	Description
Quattrocchi Kwok Architects	\$59,288.40	(\$59,288.40)	\$0.00	
Project Total:	\$59,288.40	(\$59,288.40)	\$0.00	006-0002 - Monta Loma - Phase 2-New Constr. & Program Manage.

Project: 006-0701 - Monta Loma - Construction Prog Management				
Vendor	Encumbrance	Expenditure	Balance	Description
Barker Blue	\$859.13	(\$859.13)	\$0.00	
Brio Engineering	\$20,900.00	(\$20,900.00)	\$0.00	
California Geological Survey	\$3,600.00	(\$3,600.00)	\$0.00	
Cleary Consultants	\$19,400.00	(\$19,400.00)	\$0.00	
Cornerstone Title Company	\$2,500.00	(\$2,500.00)	\$0.00	
Division Of State Architects	\$24,386.00	(\$24,386.00)	\$0.00	
Foster Brothers Sec	\$867.99	(\$867.99)	\$0.00	
Greystone West Comp	\$579,375.37	(\$579,375.37)	\$0.00	
Mountain View Voice (E.M.)	\$912.00	(\$912.00)	\$0.00	
Norbay Consulting	\$5,086.00	(\$5,086.00)	\$0.00	
Quattrocchi Kwok Architects	\$314,603.10	(\$314,603.10)	\$0.00	
Santa Clara County	\$1,753.00	(\$1,753.00)	\$0.00	
Project Total:	\$974,242.59	(\$974,242.59)	\$0.00	006-0701 - Monta Loma - Construction Prog Management

Project: 006-0708 - Monta Loma - Classroom/Building - Modernization

Vendor	Encumbrance	Expenditure	Balance	Description
Allied Storage Container	\$6,887.67	(\$6,887.67)	\$0.00	
Barker Blue	\$3,077.92	(\$3,077.92)	\$0.00	
Bay Alarm Company	\$6,245.00	(\$6,245.00)	\$0.00	
Beals Martin & Assoc.	\$10,940,999.63	(\$10,940,999.63)	\$0.00	
CDE	\$7,005.60	(\$7,005.60)	\$0.00	
CDW Government	\$102,892.23	(\$102,892.23)	\$0.00	
Cleary Consultants	\$10,995.75	(\$10,995.75)	\$0.00	
DFE & Associates Inc	\$85,782.00	(\$85,782.00)	\$0.00	
Department of General Services	\$14,195.96	(\$14,195.96)	\$0.00	
Division Of State Architects	\$99,064.00	(\$99,064.00)	\$0.00	
Foster Brothers Sec	\$21,418.17	(\$21,418.17)	\$0.00	
Greystone West Comp	\$1,346.14	(\$1,346.14)	\$0.00	
Harris Striping Service	\$1,575.00	(\$1,575.00)	\$0.00	
Home Depot	\$2,799.09	(\$2,799.09)	\$0.00	
Mont-Rose Moving Systems	\$2,653.75	(\$2,653.75)	\$0.00	
Norbay Consulting	\$1,980.00	(\$1,980.00)	\$0.00	
Office Depot	\$418.43	(\$418.43)	\$0.00	
Quattrocchi Kwok Architects	\$1,022,675.73	(\$1,022,675.73)	\$0.00	
Santa Clara County	\$50.00	(\$50.00)	\$0.00	
Suddath Companies	\$11,391.00	(\$11,391.00)	\$0.00	
Testing Engineers	\$19,611.00	(\$19,611.00)	\$0.00	
The Suddath Companies	\$4,940.50	(\$4,940.50)	\$0.00	
Waters Moving & Storage	\$5,960.00	(\$5,960.00)	\$0.00	
Western Roofing Service	\$5,905.00	(\$5,905.00)	\$0.00	
Yag Manufacturing	\$11,375.00	(\$11,375.00)	\$0.00	
Project Total:	\$12,391,244.57	(\$12,391,244.57)	\$0.00	006-0708 - Monta Loma - Classroom/Building - Modernization

Project: 006-0719 - Monta Loma - Temp Housing Construction Project

Vendor	Encumbrance	Expenditure	Balance	Description
City Of Mountain View	\$0.00	\$0.00	\$0.00	
DFE & Associates Inc	\$20,000.00	(\$20,000.00)	\$0.00	
Mont-Rose Moving Systems	\$2,770.11	(\$2,770.11)	\$0.00	
TMP Services Inc	\$10,230.60	(\$10,230.60)	\$0.00	
Testing Engineers	\$4,482.50	(\$4,482.50)	\$0.00	
Project Total:	\$37,483.21	(\$37,483.21)	\$0.00	006-0719 - Monta Loma - Temp Housing Construction Project

Project: 006-0721 - Monta Loma - MPR Mod/Construction				
Vendor	Encumbrance	Expenditure	Balance	Description
Barker Blue	\$1,003.37	(\$1,003.37)	\$0.00	
Bay Alarm Company	\$2,260.00	(\$2,260.00)	\$0.00	
Beals Martin & Assoc.	\$4,742,757.37	(\$4,742,757.37)	\$0.00	
CDE	\$1,499.40	(\$1,499.40)	\$0.00	
Cleary Consultants	\$29,895.75	(\$29,895.75)	\$0.00	
DFE & Associates Inc	\$72,000.00	(\$72,000.00)	\$0.00	
David Quesada	\$79,600.00	(\$79,600.00)	\$0.00	
Department of General Services	\$0.00	\$0.00	\$0.00	
Division Of State Architects	\$27,704.17	(\$27,704.17)	\$0.00	
Grassetti Environme	\$1,120.00	(\$1,120.00)	\$0.00	
Greystone West Comp	\$247.95	(\$247.95)	\$0.00	
Mountain View Voice (E.M.)	\$1,170.00	(\$1,170.00)	\$0.00	
Quattrocchi Kwok Architects	\$265,901.55	(\$265,901.55)	\$0.00	
Staples Business	\$15,882.93	(\$15,882.93)	\$0.00	
Testing Engineers	\$15,172.79	(\$15,172.79)	\$0.00	
Project Total:	\$5,256,215.28	(\$5,256,215.28)	\$0.00	006-0721 - Monta Loma - MPR Mod/Construction

Project: 006-0723 - Monta Loma - Furniture/Fixtures/Equipment				
Vendor	Encumbrance	Expenditure	Balance	Description
Apple Inc	\$6,509.20	(\$6,509.20)	\$0.00	
Virco Inc	\$1,734.83	(\$1,734.83)	\$0.00	
Project Total:	\$8,244.03	(\$8,244.03)	\$0.00	006-0723 - Monta Loma - Furniture/Fixtures/Equipment

Project: 006-0728 - Monta Loma - Portable Refresh Project				
Vendor	Encumbrance	Expenditure	Balance	Description
Division Of State Architects	\$0.00	\$0.00	\$0.00	
Project Total:	\$0.00	\$0.00	\$0.00	006-0728 - Monta Loma - Portable Refresh Project

Project: 006-0731 - Monta Loma - Fencing				
Vendor	Encumbrance	Expenditure	Balance	Description
Greystone West Comp	\$2,000.00	\$0.00	\$2,000.00	
Hibser Yamauchi Architects	\$2,000.00	\$0.00	\$2,000.00	
Project Total:	\$4,000.00	\$0.00	\$4,000.00	006-0731 - Monta Loma - Fencing

Project: 007-0701 - Vargas - Construction Prog Management

Vendor	Encumbrance	Expenditure	Balance	Description
Barker Blue	\$629.75	(\$629.75)	\$0.00	
Cornerstone Title Company	\$2,500.00	(\$2,500.00)	\$0.00	
Greystone West Comp	\$28,932.00	(\$28,932.00)	\$0.00	
Mountain View Voice (E.M.)	\$93.34	(\$93.34)	\$0.00	
Quattrocchi Kwok Architects	\$14,046.42	(\$14,046.42)	\$0.00	
Value Fire Protection	\$2,300.00	(\$2,300.00)	\$0.00	
Project Total:	\$48,501.51	(\$48,501.51)	\$0.00	007-0701 - Vargas - Construction Prog Management

Project: 007-0707 - Vargas - Classroom/Building - New

Vendor	Encumbrance	Expenditure	Balance	Description
Underwood & Rosenblum	\$0.00	\$0.00	\$0.00	
Project Total:	\$0.00	\$0.00	\$0.00	007-0707 - Vargas - Classroom/Building - New

Project: 008-0000 - Theuerkauf - Sitewide

Vendor	Encumbrance	Expenditure	Balance	Description
Greystone West Comp	\$18,324.00	(\$18,324.00)	\$0.00	
Underwood & Rosenblum	\$16,672.50	(\$16,672.50)	\$0.00	
Project Total:	\$34,996.50	(\$34,996.50)	\$0.00	008-0000 - Theuerkauf - Sitewide

Project: 008-0001 - Theuerkauf -Phase 1-Temp Housing & Program Manage.

Vendor	Encumbrance	Expenditure	Balance	Description
Dreiling Terrones Architecture	\$7,202.50	(\$7,202.50)	\$0.00	
Project Total:	\$7,202.50	(\$7,202.50)	\$0.00	008-0001 - Theuerkauf -Phase 1-Temp Housing & Program Manage.

Project: 008-0701 - Theuerkauf - Construction Prog Management

Vendor	Encumbrance	Expenditure	Balance	Description
Barker Blue	\$101.75	(\$101.75)	\$0.00	
Cornerstone Title Company	\$833.50	(\$833.50)	\$0.00	
Division Of State Architects	\$500.00	(\$500.00)	\$0.00	
Dreiling Terrones Architecture	\$23,284.55	(\$23,284.55)	\$0.00	
Grassetti Environme	\$1,930.00	(\$1,930.00)	\$0.00	
Greystone West Comp	\$560,325.22	(\$560,325.22)	\$0.00	
Value Fire Protection	\$2,300.00	(\$2,300.00)	\$0.00	
Project Total:	\$589,275.02	(\$589,275.02)	\$0.00	008-0701 - Theuerkauf - Construction Prog Management

Project: 008-0708 - Theuerkauf - Classroom/Building - Modernization

Vendor	Encumbrance	Expenditure	Balance	Description
Barker Blue	\$468.70	(\$468.70)	\$0.00	
Bay Alarm Company	\$3,485.00	(\$3,485.00)	\$0.00	
Bizon Group Inc	\$9,538.98	(\$9,538.98)	\$0.00	
CDE	\$7,000.00	(\$7,000.00)	\$0.00	
CDW Government	\$102,675.13	(\$102,675.13)	\$0.00	
Cleary Consultants	\$4,232.50	(\$4,232.50)	\$0.00	
Coulter Construction	\$6,795,244.88	(\$6,795,244.88)	\$0.00	
DFE & Associates Inc	\$55,500.00	(\$55,500.00)	\$0.00	
Dreiling Terrones Architecture	\$676,108.79	(\$676,108.79)	\$0.00	
Foster Brothers Sec	\$15,499.80	(\$15,499.80)	\$0.00	
Grassetti Environme	\$10,624.58	(\$10,624.58)	\$0.00	
Greystone West Comp	\$4,743.13	(\$4,743.13)	\$0.00	
Home Depot	\$2,799.09	(\$2,799.09)	\$0.00	
Mont-Rose Moving Systems	\$822.31	(\$822.31)	\$0.00	
Norbay Consulting	\$3,713.00	(\$3,713.00)	\$0.00	
OC McDonald Company	\$1,844.02	(\$1,844.02)	\$0.00	
PG&E CFM/PPC Dept	\$13,562.69	(\$13,562.69)	\$0.00	
Pacific Gas And Electric	\$390.69	(\$390.69)	\$0.00	
Ross Mcdonald	\$40,077.84	(\$40,077.84)	\$0.00	
San Francisco Daily	\$712.50	(\$712.50)	\$0.00	
Santa Clara County	\$755.42	(\$755.42)	\$0.00	
Value Fire Protection	\$2,300.00	(\$2,300.00)	\$0.00	
Waters Moving & Storage	\$46,214.00	(\$46,214.00)	\$0.00	
Project Total:	\$7,798,313.05	(\$7,798,313.05)	\$0.00	008-0708 - Theuerkauf - Classroom/Building - Modernization

Project: 008-0719 - Theuerkauf - Temp Housing Construction Project

Vendor	Encumbrance	Expenditure	Balance	Description
Mont-Rose Moving Systems	\$1,542.39	(\$1,542.39)	\$0.00	
Project Total:	\$1,542.39	(\$1,542.39)	\$0.00	008-0719 - Theuerkauf - Temp Housing Construction Project

Project: 008-0721 - Theuerkauf - MPR Mod/Construction

Vendor	Encumbrance	Expenditure	Balance	Description
Bay Alarm Company	\$790.00	(\$790.00)	\$0.00	
Bizon Group Inc	\$831.67	(\$831.67)	\$0.00	
Cleary Consultants	\$28,439.00	(\$28,439.00)	\$0.00	
Coulter Construction	\$3,384,498.00	(\$3,299,885.58)	\$84,612.42	
DFE & Associates Inc	\$215,390.00	(\$215,390.00)	\$0.00	
Department of General Services	\$6,837.00	(\$6,837.00)	\$0.00	
Division Of State Architects	\$91,250.00	(\$91,250.00)	\$0.00	
Dreiling Terrones Architecture	\$40,059.53	(\$40,059.53)	\$0.00	
Greystone West Comp	\$493.39	(\$493.39)	\$0.00	
Norbay Consulting	\$2,420.00	(\$2,420.00)	\$0.00	
Testing Engineers	\$30,097.55	(\$30,097.55)	\$0.00	
Project Total:	\$3,801,106.14	(\$3,716,493.72)	\$84,612.42	008-0721 - Theuerkauf - MPR Mod/Construction

Project: 008-0728 - Theuerkauf - Portable Refresh Project

Vendor	Encumbrance	Expenditure	Balance	Description
Division Of State Architects	\$0.00	\$0.00	\$0.00	
Project Total:	\$0.00	\$0.00	\$0.00	008-0728 - Theuerkauf - Portable Refresh Project

Project: 008-0731 - Theuerkauf - Fencing

Vendor	Encumbrance	Expenditure	Balance	Description
Greystone West Comp	\$2,000.00	\$0.00	\$2,000.00	
Hibser Yamauchi Architects	\$2,000.00	\$0.00	\$2,000.00	
Project Total:	\$4,000.00	\$0.00	\$4,000.00	008-0731 - Theuerkauf - Fencing

Project: 009-0000 - Districtwide - Districtwide

Vendor	Encumbrance	Expenditure	Balance	Description
CDW Government	\$177.92	(\$177.92)	\$0.00	
Cortez, Oscar	\$0.00	\$0.00	\$0.00	
Dannis Woliver & Kelley	\$212.00	(\$212.00)	\$0.00	
Greystone West Comp	\$8.13	(\$8.13)	\$0.00	
Orbach Huff Suarez	\$7,487.36	(\$7,487.36)	\$0.00	
Project Total:	\$7,885.41	(\$7,885.41)	\$0.00	009-0000 - Districtwide - Districtwide

Project: 009-0700 - Districtwide - Capital Projects Services

Vendor	Encumbrance	Expenditure	Balance	Description
American Reprographics Co Llc	\$326.25	(\$326.25)	\$0.00	
Artik Art & Architects	\$10,184.32	(\$10,184.32)	\$0.00	
Bankcard Center	\$809.71	(\$809.71)	\$0.00	
Barker Blue	\$2,420.06	(\$2,420.06)	\$0.00	
Burke Williams & Sorensen Llp	\$1,750.00	(\$1,750.00)	\$0.00	
C Cruz Subsurface Locators	\$0.00	\$0.00	\$0.00	
CDW Government	\$1,438.02	(\$1,438.02)	\$0.00	
Chatfield-Clarke Company Inc.	\$1,771.12	(\$1,771.12)	\$0.00	
Chavan & Associates Llp	\$3,000.00	(\$3,000.00)	\$0.00	
Christy White Assoc.	\$12,275.00	(\$12,275.00)	\$0.00	
Comcast Business	\$0.00	\$0.00	\$0.00	
Cornerstone Title Company	\$1,600.00	(\$1,600.00)	\$0.00	
Cortez, Oscar	(\$17.50)	\$17.50	\$0.00	
Coulter Construction	\$5,895.00	(\$5,895.00)	\$0.00	
Davis Sign Company Inc.	\$2,635.11	(\$2,635.11)	\$0.00	
Duggan, Mary Ann	\$85.00	(\$85.00)	\$0.00	
Folger Graphics Inc	\$6,154.17	(\$6,154.17)	\$0.00	
Greystone West Comp	\$219.67	(\$219.67)	\$0.00	
HYT Corporation	\$8,650.00	(\$8,650.00)	\$0.00	
Hausman, Shelly	\$220.00	(\$220.00)	\$0.00	
Hertz Furniture	\$455.94	(\$455.94)	\$0.00	
M.V.W.S.D.	\$795,696.56	(\$795,696.56)	\$0.00	
MRC	\$6,731.45	(\$6,731.45)	\$0.00	
Mccloskey, James	\$9.75	(\$9.75)	\$0.00	
Mountain View Voice (E.M.)	\$3,438.00	(\$3,438.00)	\$0.00	
Office Depot	\$2,185.41	(\$2,185.41)	\$0.00	
Orbach Huff Suarez	\$29,040.25	(\$29,040.25)	\$0.00	
Pitney Bowes	\$0.00	\$0.00	\$0.00	
Postage	\$0.14	(\$0.14)	\$0.00	
Project Ergonomics	\$1,049.63	(\$1,049.63)	\$0.00	
Rodriguez, Guiuliana	\$109.68	(\$109.68)	\$0.00	
San Jose Mercury News Inc	\$3,231.60	(\$3,231.60)	\$0.00	
Synchrony Bank/Amazon	\$176.38	(\$176.38)	\$0.00	
U.S. Bank	\$3,706.00	(\$3,706.00)	\$0.00	
US Postmaster	\$5,284.71	(\$5,284.71)	\$0.00	
USA Shade & Frabric Structures	\$0.00	\$0.00	\$0.00	
Xerox Corporation	\$235.80	(\$235.80)	\$0.00	
Project Total:	\$910,767.23	(\$910,767.23)	\$0.00	009-0700 - Districtwide - Capital Projects Services

Project: 009-0701 - Districtwide - Construction Prog Management

Vendor	Encumbrance	Expenditure	Balance	Description
Arne Sign & Decal	\$138.98	(\$138.98)	\$0.00	
Artik Art & Architects	\$0.00	\$0.00	\$0.00	
Barker Blue	\$5,917.20	(\$5,917.20)	\$0.00	
California Financial Services	\$55,000.00	(\$55,000.00)	\$0.00	
Chavan & Associates Llp	\$7,300.00	(\$7,300.00)	\$0.00	
Cornerstone Title Company	\$2,333.25	(\$2,333.25)	\$0.00	
Cortez, Oscar	\$17.50	(\$17.50)	\$0.00	
Dannis Woliver & Kelley	\$318.50	(\$318.50)	\$0.00	
Department of General Services	\$3,621.87	(\$3,621.87)	\$0.00	
Division Of State Architects	\$500.00	(\$500.00)	\$0.00	
Foster Brothers Sec	\$38.15	(\$38.15)	\$0.00	
Greystone West Comp	\$1,952.96	(\$1,952.96)	\$0.00	
M.V.W.S.D.	\$11,420.45	(\$11,420.45)	\$0.00	
Metropolitan Van & Storage	\$9,920.00	(\$9,920.00)	\$0.00	
Mont-Rose Moving Systems	\$21,255.67	(\$21,255.67)	\$0.00	
Mountain View Voice (E.M.)	\$5,093.00	(\$5,093.00)	\$0.00	
Norbay Consulting	\$11,518.00	(\$11,518.00)	\$0.00	
Orbach Huff Suarez	\$269,386.15	(\$269,386.15)	\$0.00	
Postage	\$237.14	(\$237.14)	\$0.00	
Rodriguez, Guiuliana	\$104.34	(\$104.34)	\$0.00	
Sage Renewables	\$0.00	\$0.00	\$0.00	
San Francisco Daily	\$1,167.75	(\$1,167.75)	\$0.00	
Santa Clara County	\$67.00	(\$67.00)	\$0.00	
School Nurse Supply	\$4,255.36	(\$4,255.36)	\$0.00	
Tech Pro Central Inc	\$4,800.00	(\$4,800.00)	\$0.00	
Project Total:	\$416,363.27	(\$416,363.27)	\$0.00	009-0701 - Districtwide - Construction Prog Management

Project: 009-0708 - Districtwide - Classroom/Building - Modernization

Vendor	Encumbrance	Expenditure	Balance	Description
Greystone West Comp	\$0.00	\$0.00	\$0.00	
Hibser Yamauchi Architects	\$0.00	\$0.00	\$0.00	
Project Total:	\$0.00	\$0.00	\$0.00	009-0708 - Districtwide - Classroom/Building - Modernization

Project: 009-0709 - Districtwide - Site Improvements/Fields				
Vendor	Encumbrance	Expenditure	Balance	Description
Bear Electrical Solutions	\$11,000.00	(\$11,000.00)	\$0.00	
Cleary Consultants	\$1,256.75	(\$1,256.75)	\$0.00	
DFE & Associates Inc	\$45,320.00	(\$45,320.00)	\$0.00	
Dreiling Terrones Architecture	\$27,979.99	(\$27,979.99)	\$0.00	
Greystone West Comp	\$23,537.60	(\$23,537.60)	\$0.00	
Pacific Electric Contracting	\$411,383.00	(\$382,849.65)	\$28,533.35	
Stewart Signs	\$182,877.60	(\$182,877.60)	\$0.00	
Testing Engineers	\$1,708.00	(\$1,708.00)	\$0.00	
Project Total:	\$705,062.94	(\$676,529.59)	\$28,533.35	009-0709 - Districtwide - Site Improvements/Fields

Project: 009-0719 - Districtwide - Temp Housing Construction Project				
Vendor	Encumbrance	Expenditure	Balance	Description
Mont-Rose Moving Systems	\$11,037.25	(\$11,037.25)	\$0.00	
Project Total:	\$11,037.25	(\$11,037.25)	\$0.00	009-0719 - Districtwide - Temp Housing Construction Project

Project: 009-0723 - Districtwide - Furniture/Fixtures/Equipment				
Vendor	Encumbrance	Expenditure	Balance	Description
CDW Government	\$0.00	\$0.00	\$0.00	
Ross Mcdonald	\$0.00	\$0.00	\$0.00	
Project Total:	\$0.00	\$0.00	\$0.00	009-0723 - Districtwide - Furniture/Fixtures/Equipment

Project: 009-0726 - Districtwide - Deferred Maintenance				
Vendor	Encumbrance	Expenditure	Balance	Description
Greystone West Comp	\$0.00	\$0.00	\$0.00	
Project Total:	\$0.00	\$0.00	\$0.00	009-0726 - Districtwide - Deferred Maintenance

Project: 009-0727 - Districtwide - Solar Program				
Vendor	Encumbrance	Expenditure	Balance	Description
Greystone West Comp	\$0.00	\$0.00	\$0.00	
Sage Renewables	\$0.00	\$0.00	\$0.00	
ZFA Structural Engineers	\$0.00	\$0.00	\$0.00	
Project Total:	\$0.00	\$0.00	\$0.00	009-0727 - Districtwide - Solar Program

Project: 009-0728 - Districtwide - Portable Refresh Project				
Vendor	Encumbrance	Expenditure	Balance	Description
BRCO Constructors	\$0.00	\$0.00	\$0.00	
Greystone West Comp	\$0.00	\$0.00	\$0.00	
Haulaway Storage Co	\$0.00	\$0.00	\$0.00	
Hibser Yamauchi Architects	\$0.00	\$0.00	\$0.00	
Mont-Rose Moving Systems	\$0.00	\$0.00	\$0.00	
Project Total:	\$0.00	\$0.00	\$0.00	009-0728 - Districtwide - Portable Refresh Project

Project: 009-0729 - Districtwide - North Bayshore Development				
Vendor	Encumbrance	Expenditure	Balance	Description
Artik Art & Architects	\$0.00	\$0.00	\$0.00	
Project Total:	\$0.00	\$0.00	\$0.00	009-0729 - Districtwide - North Bayshore Development

Project: 011-0002 - Crittenden - Phase 2-New Constr. & Program Manage.				
Vendor	Encumbrance	Expenditure	Balance	Description
BHM Construction Inc	\$218,862.00	(\$218,862.00)	\$0.00	
DFE & Associates Inc	\$11,250.00	(\$11,250.00)	\$0.00	
Deems Lewis Mckinley	\$7,056.19	(\$7,056.19)	\$0.00	
Guerra Construction	\$29,598.00	(\$29,598.00)	\$0.00	
Mont-Rose Moving Systems	\$1,701.57	(\$1,701.57)	\$0.00	
Testing Engineers	\$25,785.00	(\$25,785.00)	\$0.00	
Project Total:	\$294,252.76	(\$294,252.76)	\$0.00	011-0002 - Crittenden - Phase 2-New Constr. & Program Manage.

Project: 011-0003 - Crittenden - Phase 3 -Auditorium & Program Manage.				
Vendor	Encumbrance	Expenditure	Balance	Description
BHM Construction Inc	\$254,373.70	(\$254,373.70)	\$0.00	
Cleary Consultants	\$2,363.75	(\$2,363.75)	\$0.00	
DFE & Associates Inc	\$11,250.00	(\$11,250.00)	\$0.00	
Dannis Woliver & Kelley	\$8,764.50	(\$8,764.50)	\$0.00	
Deems Lewis Mckinley	\$13,773.11	(\$13,773.11)	\$0.00	
Greystone West Comp	\$7.25	(\$7.25)	\$0.00	
Mountain View Voice (E.M.)	\$684.00	(\$684.00)	\$0.00	
National Construction	\$430.88	(\$430.88)	\$0.00	
Testing Engineers	\$11,125.00	(\$11,125.00)	\$0.00	
Project Total:	\$302,772.19	(\$302,772.19)	\$0.00	011-0003 - Crittenden - Phase 3 -Auditorium & Program Manage.

Project: 011-0570 - Crittenden - Technology and Data Infrastructure

Vendor	Encumbrance	Expenditure	Balance	Description
Apple Inc	\$4,037.34	(\$4,037.34)	\$0.00	
CDW Government	\$9,841.88	(\$9,841.88)	\$0.00	
Dicar Networks	\$20,240.66	(\$20,240.66)	\$0.00	
SEHI Computer Products Inc.	\$16,448.15	(\$16,448.15)	\$0.00	
Transource Computers	\$145,549.98	(\$145,549.98)	\$0.00	
Troxell Communications Inc	\$123,967.30	(\$123,967.30)	\$0.00	
Project Total:	\$320,085.31	(\$320,085.31)	\$0.00	011-0570 - Crittenden - Technology and Data Infrastructure

Project: 011-0700 - Crittenden - Capital Projects Services

Vendor	Encumbrance	Expenditure	Balance	Description
Mountain View Voice (E.M.)	\$0.00	\$0.00	\$0.00	
Project Total:	\$0.00	\$0.00	\$0.00	011-0700 - Crittenden - Capital Projects Services

Project: 011-0701 - Crittenden - Construction Prog Management

Vendor	Encumbrance	Expenditure	Balance	Description
All Reasons Moving	\$2,887.50	(\$2,887.50)	\$0.00	
Allied Storage Container	\$3,454.04	(\$3,454.04)	\$0.00	
Amerikiwi LLC	\$211.25	(\$211.25)	\$0.00	
Anaya Construction	\$25,200.00	(\$25,200.00)	\$0.00	
Atlas/Pellizzari Electric	\$39,817.54	(\$39,817.54)	\$0.00	
Bacon Plumbing Co	\$1,645.00	(\$1,645.00)	\$0.00	
Bankcard Center	\$50.00	(\$50.00)	\$0.00	
Barker Blue	\$31,062.13	(\$31,062.13)	\$0.00	
Benson Lee Consulting	\$300.00	(\$300.00)	\$0.00	
Bruce, Christie	\$1,002.24	(\$1,002.24)	\$0.00	
California Geological Survey	\$3,600.00	(\$3,600.00)	\$0.00	
Central Valley Environmental	\$965.00	(\$965.00)	\$0.00	
Cleary Consultants	\$118,506.25	(\$118,506.25)	\$0.00	
Consolidated Networks	\$5,887.49	(\$5,887.49)	\$0.00	
Coulter Construction	\$469,885.15	(\$469,885.15)	\$0.00	
DFE & Associates Inc	\$285,250.00	(\$285,250.00)	\$0.00	
Dannis Woliver & Kelley	\$50,384.86	(\$50,384.86)	\$0.00	
Deems Lewis Mckinley	\$2,032,307.94	(\$2,032,307.94)	\$0.00	
Department of General Services	\$42,560.43	(\$42,560.43)	\$0.00	
Division Of State Architects	\$147,408.86	(\$147,408.86)	\$0.00	

Vendor	Encumbrance	Expenditure	Balance	Description
Dryco Construction	\$41,810.00	(\$41,810.00)	\$0.00	
George Family Enterprises Inc	\$5,623.25	(\$5,623.25)	\$0.00	
Grassetti Environme	\$17,016.53	(\$17,016.53)	\$0.00	
Greystone West Comp	\$974,672.30	(\$974,672.30)	\$0.00	
Guerra Construction	\$15,111.00	(\$15,111.00)	\$0.00	
Harris Striping Service	\$800.00	(\$800.00)	\$0.00	
Interstate Grading	\$5,140,435.00	(\$5,140,435.00)	\$0.00	
M.V.W.S.D.	\$4,117.19	(\$4,117.19)	\$0.00	
Michael Ford Land Surveying	\$3,300.00	(\$3,300.00)	\$0.00	
Mobile Modular Mgmt	\$19,494.11	(\$19,494.11)	\$0.00	
Mont-Rose Moving Systems	\$18,376.56	(\$18,376.56)	\$0.00	
Mountain View Voice (E.M.)	\$8,937.49	(\$8,937.49)	\$0.00	
Mtn View Whisman Sc	\$1,130.13	(\$1,130.13)	\$0.00	
National Construction	\$1,030.69	(\$1,030.69)	\$0.00	
Norbay Consulting	\$5,820.00	(\$5,820.00)	\$0.00	
Office Depot	\$68.46	(\$68.46)	\$0.00	
Orbach Huff Suarez	\$823.25	(\$823.25)	\$0.00	
PG&E CFM/PPC Dept	\$6,514.77	(\$6,514.77)	\$0.00	
Pacific Gas And Electric	\$2,500.00	(\$2,500.00)	\$0.00	
Power Pole Service	\$6,936.00	(\$6,936.00)	\$0.00	
Red Cloud Inc	\$1,870.75	(\$1,870.75)	\$0.00	
S And L Fence	\$1,710.58	(\$1,710.58)	\$0.00	
Santa Clara C Clerk Record	\$0.00	\$0.00	\$0.00	
Santa Clara County	\$100.00	(\$100.00)	\$0.00	
Soccer Pro Inc	\$7,197.13	(\$7,197.13)	\$0.00	
Subdynamic Locating Service	\$10,197.50	(\$10,197.50)	\$0.00	
Syserco Inc	\$93,002.00	(\$93,002.00)	\$0.00	
Testing Engineers	\$144,495.34	(\$144,495.34)	\$0.00	
Value Fire Protection	\$4,600.00	(\$4,600.00)	\$0.00	
Wilco Supply	\$106.26	(\$106.26)	\$0.00	
Wilson Architecture Inc	\$11,324.19	(\$11,324.19)	\$0.00	
Project Total:	\$9,811,506.16	(\$9,811,506.16)	\$0.00	011-0701 - Crittenden - Construction Prog Management

Project: 011-0705 - Crittenden - Auditorium Construct/Maintenance				
Vendor	Encumbrance	Expenditure	Balance	Description
American Modular	\$133,450.00	(\$133,450.00)	\$0.00	
Anaya Construction	\$28,400.00	(\$28,400.00)	\$0.00	
BHM Construction Inc	\$7,187,937.30	(\$7,187,937.30)	\$0.00	
Bacon Plumbing Co	\$1,496.00	(\$1,496.00)	\$0.00	
Barker Blue	\$227.56	(\$227.56)	\$0.00	
Bay Alarm Company	\$5,100.00	(\$5,100.00)	\$0.00	
Benson Lee Consulting	\$0.00	\$0.00	\$0.00	
Central Valley Environmental	\$0.00	\$0.00	\$0.00	
Cleary Consultants	\$22,304.25	(\$22,304.25)	\$0.00	
Cupertino Electric	\$44,700.00	(\$44,700.00)	\$0.00	
DFE & Associates Inc	\$112,500.00	(\$112,500.00)	\$0.00	
Deems Lewis Mckinley	\$93,168.30	(\$93,168.30)	\$0.00	
Division Of State Architects	\$17,241.20	(\$17,241.20)	\$0.00	
Greystone West Comp	\$75,841.47	(\$75,841.47)	\$0.00	
Guerra Construction	\$0.00	\$0.00	\$0.00	
Harley Ellis Devereaux	\$74,963.00	(\$74,963.00)	\$0.00	Other
MK Pipelines Inc.	\$37,053.00	(\$37,053.00)	\$0.00	
Mobile Modular Mgmt	\$18,652.87	(\$18,652.87)	\$0.00	
Mountain View Voice (E.M.)	\$380.00	(\$380.00)	\$0.00	
Musson Theatrical	\$7,000.00	(\$7,000.00)	\$0.00	
National Construction	\$2,806.16	(\$2,806.16)	\$0.00	
Opening Technologies	\$8,945.77	(\$8,945.77)	\$0.00	
PCD	\$665.33	(\$665.33)	\$0.00	
Power Pole Service	\$0.00	\$0.00	\$0.00	
Priority Architecture	\$730.00	(\$730.00)	\$0.00	
Red Cloud Inc	\$1,260.00	(\$1,260.00)	\$0.00	
Shalleck Collaborative Inc	\$7,250.00	(\$7,250.00)	\$0.00	
Testing Engineers	\$26,140.02	(\$26,140.02)	\$0.00	
Project Total:	\$7,908,212.23	(\$7,908,212.23)	\$0.00	011-0705 - Crittenden - Auditorium Construct/Maintenance

Project: 011-0707 - Crittenden - Classroom/Building - New				
Vendor	Encumbrance	Expenditure	Balance	Description
Allied Storage Container	\$1,266.23	(\$1,266.23)	\$0.00	
BHM Construction Inc	\$7,482,716.54	(\$7,482,716.54)	\$0.00	
Barker Blue	\$98.89	(\$98.89)	\$0.00	
Bay Alarm Company	\$5,700.00	(\$5,700.00)	\$0.00	
Bear Electrical Solutions	\$7,420.00	(\$7,420.00)	\$0.00	
Benson Lee Consulting	\$573.58	(\$573.58)	\$0.00	
CDW Government	\$32,563.46	(\$32,563.46)	\$0.00	
Cleary Consultants	\$5,669.25	(\$5,669.25)	\$0.00	
Consolidated Networks	\$3,325.00	(\$3,325.00)	\$0.00	
Coulter Construction	\$508,797.00	(\$508,797.00)	\$0.00	
DFE & Associates Inc	\$112,500.00	(\$112,500.00)	\$0.00	
Deems Lewis Mckinley	\$71,377.75	(\$71,377.75)	\$0.00	
Division Of State Architects	\$28,891.05	(\$28,891.05)	\$0.00	
Greystone West Comp	\$66,131.81	(\$66,131.81)	\$0.00	
Harley Ellis Devereaux	\$88,918.00	(\$88,918.00)	\$0.00	Other
Mobile Modular Mgmt	\$730.64	(\$730.64)	\$0.00	
Mont-Rose Moving Systems	\$891.00	(\$891.00)	\$0.00	
Mountain View Voice (E.M.)	\$216.50	(\$216.50)	\$0.00	
Opening Technologies	\$11,805.10	(\$11,805.10)	\$0.00	
PCD	\$5,322.67	(\$5,322.67)	\$0.00	
Peninsulators Inc	\$8,733.00	(\$8,733.00)	\$0.00	
Premier Builders Inc	\$59,936.00	(\$59,936.00)	\$0.00	
Testing Engineers	\$30,302.75	(\$30,302.75)	\$0.00	
Value Fire Protection	\$0.00	\$0.00	\$0.00	
Project Total:	\$8,533,886.22	(\$8,533,886.22)	\$0.00	011-0707 - Crittenden - Classroom/Building - New

Project: 011-0708 - Crittenden - Classroom/Building - Modernization				
Vendor	Encumbrance	Expenditure	Balance	Description
All Reasons Moving	\$4,036.00	(\$4,036.00)	\$0.00	
Anaya Construction	\$0.00	\$0.00	\$0.00	
Atlas/Pellizzari Electric	\$1,157.46	(\$1,157.46)	\$0.00	
Bank Of The West	\$85.25	(\$85.25)	\$0.00	
Bankcard Center	(\$50.00)	\$50.00	\$0.00	
Barker Blue	\$1,526.91	(\$1,526.91)	\$0.00	
Bay Alarm Company	\$9,400.00	(\$9,400.00)	\$0.00	
Bruce, Christie	(\$573.57)	\$573.57	\$0.00	
Cleary Consultants	\$0.00	\$0.00	\$0.00	
Consolidated Networks	\$0.00	\$0.00	\$0.00	
Coulter Construction	\$3,372,314.33	(\$3,372,314.33)	\$0.00	
DFE & Associates Inc	\$0.00	\$0.00	\$0.00	
Davis Sign Company Inc.	\$573.57	(\$573.57)	\$0.00	
Deems Lewis Mckinley	\$0.00	\$0.00	\$0.00	
Division Of State Architects	\$23,517.98	(\$23,517.98)	\$0.00	
Dryco Construction	\$7,525.00	(\$7,525.00)	\$0.00	
George Family Enterprises Inc	\$0.00	\$0.00	\$0.00	
Greystone West Comp	\$0.00	\$0.00	\$0.00	
Harry L Murphy Inc	\$10,255.00	(\$10,255.00)	\$0.00	
M.V.W.S.D.	\$0.00	\$0.00	\$0.00	
Mont-Rose Moving Systems	\$11,383.00	(\$11,383.00)	\$0.00	
Mountain View Voice (E.M.)	\$428.31	(\$428.31)	\$0.00	
Norbay Consulting	\$876.00	(\$876.00)	\$0.00	
Office Depot	\$3.66	(\$3.66)	\$0.00	
S And L Fence	\$1,492.54	(\$1,492.54)	\$0.00	
Subdynamic Locating Service	\$0.00	\$0.00	\$0.00	
Syserco Inc	\$0.00	\$0.00	\$0.00	
Testing Engineers	\$0.00	\$0.00	\$0.00	
Wilson Architecture Inc	\$0.00	\$0.00	\$0.00	
Wilson Ihrig & Associates Inc	\$1,202.60	(\$1,202.60)	\$0.00	
Project Total:	\$3,445,154.04	(\$3,445,154.04)	\$0.00	011-0708 - Crittenden - Classroom/Building - Modernization

Project: 011-0709 - Crittenden - Site Improvements/Fields				
Vendor	Encumbrance	Expenditure	Balance	Description
Amerikiwi LLC	\$211.25	(\$211.25)	\$0.00	
Barker Blue	\$552.00	(\$552.00)	\$0.00	
Cleary Consultants	\$52,935.63	(\$52,935.63)	\$0.00	
DFE & Associates Inc	\$31,200.00	(\$31,200.00)	\$0.00	
Dannis Woliver & Kelley	\$7,618.81	(\$7,618.81)	\$0.00	
Deems Lewis Mckinley	\$59,301.07	(\$59,301.07)	\$0.00	
Dryco Construction	\$1,670.00	(\$1,670.00)	\$0.00	
Grassetti Environme	\$17,016.52	(\$17,016.52)	\$0.00	
Greystone West Comp	\$61,606.52	(\$61,606.52)	\$0.00	
Harley Ellis Devereaux	\$36,043.51	(\$36,043.51)	\$0.00	Other
Interstate Grading	\$821,956.00	(\$821,956.00)	\$0.00	
Lone Star Landscape	\$2,407.10	(\$2,407.10)	\$0.00	
Michael Ford Land Surveying	\$21,586.00	(\$21,586.00)	\$0.00	
Mobile Modular Mgmt	\$1,961.11	(\$1,961.11)	\$0.00	
Mountain View Voice (E.M.)	\$2,513.00	(\$2,513.00)	\$0.00	
Mtn View Whisman Sc	\$1,130.12	(\$1,130.12)	\$0.00	
Safe & Care Tree Service	\$5,000.00	(\$5,000.00)	\$0.00	
Santa Clara County	\$0.00	\$0.00	\$0.00	
Subdynamic Locating Service	\$962.00	(\$962.00)	\$0.00	
Testing Engineers	\$2,350.34	(\$2,350.34)	\$0.00	
Project Total:	\$1,128,020.98	(\$1,128,020.98)	\$0.00	011-0709 - Crittenden - Site Improvements/Fields

Project: 011-0718 - Crittenden - Restrooms				
Vendor	Encumbrance	Expenditure	Balance	Description
Mountain View Voice (E.M.)	\$0.00	\$0.00	\$0.00	
Project Total:	\$0.00	\$0.00	\$0.00	011-0718 - Crittenden - Restrooms

Project: 011-0721 - Crittenden - MPR Mod/Construction				
Vendor	Encumbrance	Expenditure	Balance	Description
BT Mancini Co Inc	\$21,983.00	(\$21,983.00)	\$0.00	
Coulter Construction	\$3,743.05	(\$3,743.05)	\$0.00	
Jerry Thompson & So	\$13,927.04	(\$13,927.04)	\$0.00	
Paul Evans Painting	\$1,210.00	(\$1,210.00)	\$0.00	
Project Total:	\$40,863.09	(\$40,863.09)	\$0.00	011-0721 - Crittenden - MPR Mod/Construction

Project: 011-0723 - Crittenden - Furniture/Fixtures/Equipment				
Vendor	Encumbrance	Expenditure	Balance	Description
Apple Inc	\$4,465.33	(\$4,465.33)	\$0.00	
B & H Photo - Video	\$13,767.39	(\$13,767.39)	\$0.00	
Bank Of The West	\$4,330.43	(\$4,330.43)	\$0.00	
Clay Planet	\$6,087.83	(\$6,087.83)	\$0.00	
Iographer Llc	\$1,168.48	(\$1,168.48)	\$0.00	
Nelson Adams NACO	\$59,094.91	(\$59,094.91)	\$0.00	
Office Depot	\$1,766.47	(\$1,766.47)	\$0.00	
Officefurniture.Com	\$1,737.38	(\$1,737.38)	\$0.00	
Palace Business Solutions	\$142,773.91	(\$142,773.91)	\$0.00	
Pauls Draperies	\$9,841.88	(\$9,841.88)	\$0.00	
Peninsulators Inc	\$9,380.00	(\$9,380.00)	\$0.00	
Project Ergonomics	\$1,021.20	(\$1,021.20)	\$0.00	
Rhino Power Inc	\$665.11	(\$665.11)	\$0.00	
School Outfitters	\$14,928.59	(\$14,928.59)	\$0.00	
Wabash Valley Manufacturing	\$12,628.64	(\$12,628.64)	\$0.00	
Wenger Corporation	\$40,166.42	(\$40,166.42)	\$0.00	Equipment
Project Total:	\$323,823.97	(\$323,823.97)	\$0.00	011-0723 - Crittenden - Furniture/Fixtures/Equipment

Project: 011-0724 - Crittenden - Kitchen Mod/Construction				
Vendor	Encumbrance	Expenditure	Balance	Description
Barker Blue	\$73.92	(\$73.92)	\$0.00	
Coulter Construction	\$285,419.00	(\$285,419.00)	\$0.00	
Cupertino Electric	\$14,947.00	(\$14,947.00)	\$0.00	
Greystone West Comp	\$21.50	(\$21.50)	\$0.00	
Mountain View Voice (E.M.)	\$684.00	(\$684.00)	\$0.00	
Myers Restaurant Supply	\$71,211.94	(\$71,211.94)	\$0.00	
Santa Clara County	\$987.00	(\$987.00)	\$0.00	
Project Total:	\$373,344.36	(\$373,344.36)	\$0.00	011-0724 - Crittenden - Kitchen Mod/Construction

Project: 011-0726 - Crittenden - Deferred Maintenance

Vendor	Encumbrance	Expenditure	Balance	Description
Opening Technologies	\$11,406.48	(\$11,406.48)	\$0.00	
Roto Rooter Sewer Service	\$813.00	(\$813.00)	\$0.00	
Skyline Engineering	\$0.00	\$0.00	\$0.00	
Syserco Inc	\$10,564.00	(\$10,564.00)	\$0.00	
Project Total:	\$22,783.48	(\$22,783.48)	\$0.00	011-0726 - Crittenden - Deferred Maintenance

Project: 011-0728 - Crittenden - Portable Refresh Project

Vendor	Encumbrance	Expenditure	Balance	Description
Division Of State Architects	\$0.00	\$0.00	\$0.00	
Project Total:	\$0.00	\$0.00	\$0.00	011-0728 - Crittenden - Portable Refresh Project

Project: 011-0731 - Crittenden - Fencing

Vendor	Encumbrance	Expenditure	Balance	Description
Greystone West Comp	\$2,000.00	\$0.00	\$2,000.00	
Hibser Yamauchi Architects	\$2,000.00	\$0.00	\$2,000.00	
Project Total:	\$4,000.00	\$0.00	\$4,000.00	011-0731 - Crittenden - Fencing

Project: 013-0701 - Cooper - Construction Prog Management

Vendor	Encumbrance	Expenditure	Balance	Description
Barker Blue	\$68.75	(\$68.75)	\$0.00	
Cornerstone Title Company	\$1,500.00	(\$1,500.00)	\$0.00	
Project Total:	\$1,568.75	(\$1,568.75)	\$0.00	013-0701 - Cooper - Construction Prog Management

Project: 013-0726 - Cooper - Deferred Maintenance

Vendor	Encumbrance	Expenditure	Balance	Description
Skyline Engineering	\$0.00	\$0.00	\$0.00	
Project Total:	\$0.00	\$0.00	\$0.00	013-0726 - Cooper - Deferred Maintenance

Project: 014-0002 - Graham - Phase 2-New Construction & Program Manage

Vendor	Encumbrance	Expenditure	Balance	Description
BHM Construction Inc	\$0.00	\$0.00	\$0.00	
Mont-Rose Moving Systems	\$3,107.90	(\$3,107.90)	\$0.00	
Testing Engineers	\$0.00	\$0.00	\$0.00	
Project Total:	\$3,107.90	(\$3,107.90)	\$0.00	014-0002 - Graham - Phase 2-New Construction & Program Manage

Project: 014-0003 - Graham - Phase 3- Auditorium & Program Management

Vendor	Encumbrance	Expenditure	Balance	Description
Artik Art & Architects	\$5,779.35	(\$5,779.35)	\$0.00	
BHM Construction Inc	\$316,887.59	(\$316,887.59)	\$0.00	
Cleary Consultants	\$1,178.25	(\$1,178.25)	\$0.00	
DFE & Associates Inc	\$11,250.00	(\$11,250.00)	\$0.00	
Myers Restaurant Supply	\$1,047.50	(\$1,047.50)	\$0.00	
Santa Clara County	\$0.00	\$0.00	\$0.00	
Testing Engineers	\$40,313.78	(\$40,313.78)	\$0.00	
Project Total:	\$376,456.47	(\$376,456.47)	\$0.00	014-0003 - Graham - Phase 3- Auditorium & Program Management

Project: 014-0570 - Graham - Technology and Data Infrastructure

Vendor	Encumbrance	Expenditure	Balance	Description
Apple Inc	\$4,474.26	(\$4,474.26)	\$0.00	
CDW Government	\$10,657.51	(\$10,657.51)	\$0.00	
CYC Commercial Interiors Inc	\$0.00	\$0.00	\$0.00	
Consolidated Networks	\$10,144.55	(\$10,144.55)	\$0.00	
Dicar Networks	\$20,240.65	(\$20,240.65)	\$0.00	
SEHI Computer Products Inc.	\$16,448.18	(\$16,448.18)	\$0.00	
Transource Computers	\$158,159.69	(\$158,159.69)	\$0.00	
Troxell Communications Inc	\$173,892.97	(\$173,892.97)	\$0.00	
Project Total:	\$394,017.81	(\$394,017.81)	\$0.00	014-0570 - Graham - Technology and Data Infrastructure

Project: 014-0700 - Graham - Capital Projects Services

Vendor	Encumbrance	Expenditure	Balance	Description
Mountain View Voice (E.M.)	\$0.00	\$0.00	\$0.00	
Project Total:	\$0.00	\$0.00	\$0.00	014-0700 - Graham - Capital Projects Services

Project: 014-0701 - Graham - Construction Prog Management

Vendor	Encumbrance	Expenditure	Balance	Description
All Reasons Moving	\$2,927.50	(\$2,927.50)	\$0.00	
Allied Storage Container	\$12,893.21	(\$12,893.21)	\$0.00	
Alten Construction Inc	\$724,139.67	(\$724,139.67)	\$0.00	
Anaya Construction	\$43,500.00	(\$43,500.00)	\$0.00	
Artik Art & Architects	\$1,912,206.07	(\$1,912,206.07)	\$0.00	
Atlas/Pellizzari Electric	\$2,643.25	(\$2,643.25)	\$0.00	
Bankcard Center	\$100.00	(\$100.00)	\$0.00	
Barker Blue	\$37,846.82	(\$37,846.82)	\$0.00	
Benson Lee Consulting	\$798.58	(\$798.58)	\$0.00	
Brio Engineering	(\$17,000.00)	\$17,000.00	\$0.00	
California Geological Survey	\$3,600.00	(\$3,600.00)	\$0.00	
Cleary Consultants	\$38,854.25	(\$38,854.25)	\$0.00	
Consolidated Networks	\$72,844.41	(\$72,844.41)	\$0.00	
Coulter Construction	\$375.38	(\$375.38)	\$0.00	
Cupertino Electric	\$6,466.00	(\$6,466.00)	\$0.00	
DFE & Associates Inc	\$120,250.00	(\$120,250.00)	\$0.00	
Dannis Woliver & Kelley	\$42,023.35	(\$42,023.35)	\$0.00	
Division Of State Architects	\$118,046.59	(\$118,046.59)	\$0.00	
Federal Express	\$32.28	(\$32.28)	\$0.00	
Greystone West Comp	\$739,511.28	(\$739,511.28)	\$0.00	
Grogan, Cyndi	\$0.00	\$0.00	\$0.00	
Guerra Construction	\$14,185.00	(\$14,185.00)	\$0.00	
Hertz Furniture	\$7,697.51	(\$7,697.51)	\$0.00	
M.V.W.S.D.	\$6,843.13	(\$6,843.13)	\$0.00	
Mccloskey, James	\$81.74	(\$81.74)	\$0.00	
Mobile Modular Mgmt	\$2,443.26	(\$2,443.26)	\$0.00	
Mont-Rose Moving Systems	\$30,700.50	(\$30,700.50)	\$0.00	
Mountain View Voice (E.M.)	\$8,004.51	(\$8,004.51)	\$0.00	
National Construction	\$2,164.32	(\$2,164.32)	\$0.00	
Norbay Consulting	\$6,832.00	(\$6,832.00)	\$0.00	
Office Depot	\$154.35	(\$154.35)	\$0.00	
Opening Technologies	\$0.00	\$0.00	\$0.00	
Orbach Huff Suarez	\$823.25	(\$823.25)	\$0.00	
Palace Business Solutions	\$0.00	\$0.00	\$0.00	
Richmond Plastics Inc	\$0.00	\$0.00	\$0.00	
Roto Rooter Sewer Service	\$750.00	(\$750.00)	\$0.00	
Santa Clara C Clerk Record	\$0.00	\$0.00	\$0.00	
Santa Clara County	\$100.00	(\$100.00)	\$0.00	

Vendor	Encumbrance	Expenditure	Balance	Description
Sound And Signal Inc	\$3,388.42	(\$3,388.42)	\$0.00	
Subdynamic Locating Service	\$762.50	(\$762.50)	\$0.00	
Syserco Inc	\$3,928.00	(\$3,928.00)	\$0.00	
Testing Engineers	\$61,851.80	(\$61,851.80)	\$0.00	
Wenger Corporation	\$0.00	\$0.00	\$0.00	Equipment
Wilco Supply	\$106.25	(\$106.25)	\$0.00	
Project Total:	\$4,012,875.18	(\$4,012,875.18)	\$0.00	014-0701 - Graham - Construction Prog Management

Project: 014-0705 - Graham - Auditorium Construct/Maintenance				
Vendor	Encumbrance	Expenditure	Balance	Description
Artik Art & Architects	\$93,679.15	(\$93,679.15)	\$0.00	
BHM Construction Inc	\$2,663,325.89	(\$2,663,325.89)	\$0.00	
Barker Blue	\$0.00	\$0.00	\$0.00	
Benson Lee Consulting	\$0.00	\$0.00	\$0.00	
CDW Government	\$3,959.56	(\$3,959.56)	\$0.00	
Cleary Consultants	\$7,407.75	(\$7,407.75)	\$0.00	
DFE & Associates Inc	\$101,250.00	(\$101,250.00)	\$0.00	
Division Of State Architects	\$13,875.28	(\$13,875.28)	\$0.00	
Federal Express	\$0.00	\$0.00	\$0.00	
Greystone West Comp	\$74,047.92	(\$74,047.92)	\$0.00	
Lyngso Garden Materials	\$1,302.56	(\$1,302.56)	\$0.00	
Mountain View Voice (E.M.)	\$0.00	\$0.00	\$0.00	
Musson Theatrical	\$7,000.00	(\$7,000.00)	\$0.00	
Opening Technologies	\$12,656.11	(\$12,656.11)	\$0.00	
PCD	\$1,335.00	(\$1,335.00)	\$0.00	
PHA Transportation	\$5,540.00	(\$5,540.00)	\$0.00	
Priority Architecture	\$730.00	(\$730.00)	\$0.00	
Scapes Inc	\$13,937.79	(\$13,937.79)	\$0.00	
Shalleck Collaborative Inc	\$7,250.00	(\$7,250.00)	\$0.00	
Sonitrol Security	\$9,081.00	(\$9,081.00)	\$0.00	
Subdynamic Locating Service	\$0.00	\$0.00	\$0.00	
Testing Engineers	\$10,776.07	(\$10,776.07)	\$0.00	
Project Total:	\$3,027,154.08	(\$3,027,154.08)	\$0.00	014-0705 - Graham - Auditorium Construct/Maintenance

Project: 014-0707 - Graham - Classroom/Building - New				
Vendor	Encumbrance	Expenditure	Balance	Description
Anaya Construction	\$0.00	\$0.00	\$0.00	
Artik Art & Architects	\$838.56	(\$838.56)	\$0.00	
BHM Construction Inc	\$645,173.44	(\$645,173.44)	\$0.00	
Barker Blue	\$0.00	\$0.00	\$0.00	
Benson Lee Consulting	\$0.00	\$0.00	\$0.00	
Cleary Consultants	\$0.00	\$0.00	\$0.00	
Cupertino Electric	\$0.00	\$0.00	\$0.00	
DFE & Associates Inc	\$0.00	\$0.00	\$0.00	
Division Of State Architects	\$10,438.86	(\$10,438.86)	\$0.00	
Guerra Construction	\$0.00	\$0.00	\$0.00	
Mountain View Voice (E.M.)	\$216.50	(\$216.50)	\$0.00	
National Construction	\$0.00	\$0.00	\$0.00	
Project Total:	\$656,667.36	(\$656,667.36)	\$0.00	014-0707 - Graham - Classroom/Building - New

Project: 014-0708 - Graham - Classroom/Building - Modernization				
Vendor	Encumbrance	Expenditure	Balance	Description
ABC School Equipment Inc	\$9,052.00	(\$9,052.00)	\$0.00	
All Reasons Moving	\$10,212.50	(\$10,212.50)	\$0.00	
Alten Construction Inc	\$6,489,937.81	(\$6,489,937.81)	\$0.00	
Apple Inc	\$0.00	\$0.00	\$0.00	
Artik Art & Architects	\$51,641.92	(\$51,641.92)	\$0.00	
Atlas/Pellizzari Electric	(\$1,068.25)	\$1,068.25	\$0.00	
BHM Construction Inc	\$1,692,985.02	(\$1,692,985.02)	\$0.00	
Bank Of The West	\$173.50	(\$173.50)	\$0.00	
Bankcard Center	(\$100.00)	\$100.00	\$0.00	
Barker Blue	\$407.66	(\$407.66)	\$0.00	
Brio Engineering	\$800.00	(\$800.00)	\$0.00	
CYC Commercial Interiors Inc	\$2,300.00	(\$2,300.00)	\$0.00	
Cleary Consultants	\$8,060.25	(\$8,060.25)	\$0.00	
Consolidated Networks	\$0.00	\$0.00	\$0.00	
Coulter Construction	\$14,963.86	(\$14,963.86)	\$0.00	
Cupertino Electric	\$7,494.54	(\$7,494.54)	\$0.00	
DFE & Associates Inc	\$15,572.00	(\$15,572.00)	\$0.00	
Davis Sign Company Inc.	\$573.56	(\$573.56)	\$0.00	
Division Of State Architects	\$57,764.19	(\$57,764.19)	\$0.00	
Dryco Construction	\$521,086.99	(\$521,086.99)	\$0.00	

Vendor	Encumbrance	Expenditure	Balance	Description
Greystone West Comp	\$8.06	(\$8.06)	\$0.00	
Griffin Painting Inc	\$1,471.00	(\$1,471.00)	\$0.00	
Grogan, Cyndi	\$0.00	\$0.00	\$0.00	
Hertz Furniture	(\$573.56)	\$573.56	\$0.00	
Innovative Mechanical Inc	\$360.00	(\$360.00)	\$0.00	
M.V.W.S.D.	\$0.00	\$0.00	\$0.00	
Mccloskey, James	\$0.00	\$0.00	\$0.00	
Mont-Rose Moving Systems	\$11,383.00	(\$11,383.00)	\$0.00	
Mountain View Voice (E.M.)	\$1,832.30	(\$1,832.30)	\$0.00	
Norbay Consulting	\$1,433.00	(\$1,433.00)	\$0.00	
Office Depot	\$3.65	(\$3.65)	\$0.00	
Opening Technologies	\$2,591.99	(\$2,591.99)	\$0.00	
Palace Business Solutions	\$0.00	\$0.00	\$0.00	
Rainbow Waterproofing &	\$3,000.00	(\$3,000.00)	\$0.00	
Richmond Plastics Inc	\$0.00	\$0.00	\$0.00	
San Francisco Daily	\$1,479.00	(\$1,479.00)	\$0.00	
San Mateo Carpets Inc	\$5,944.50	(\$5,944.50)	\$0.00	
Subdynamic Locating Service	\$0.00	\$0.00	\$0.00	
Syserco Inc	\$144.50	(\$144.50)	\$0.00	
Testing Engineers	\$2,994.00	(\$2,994.00)	\$0.00	
VKK Signmakers Inc	\$2,801.13	(\$2,801.13)	\$0.00	
Vella, Sara	\$36.31	(\$36.31)	\$0.00	
Wenger Corporation	\$0.00	\$0.00	\$0.00	Equipment
Project Total:	\$8,916,766.43	(\$8,916,766.43)	\$0.00	014-0708 - Graham - Classroom/Building - Modernization

Project: 014-0709 - Graham - Site Improvements/Fields

Vendor	Encumbrance	Expenditure	Balance	Description
Artik Art & Architects	\$0.00	\$0.00	\$0.00	
Brio Engineering	\$38,900.00	(\$38,900.00)	\$0.00	
Cleary Consultants	\$24,200.11	(\$24,200.11)	\$0.00	
LA Steelcraft	\$2,210.37	(\$2,210.37)	\$0.00	
S And L Fence	\$3,189.20	(\$3,189.20)	\$0.00	
Subdynamic Locating Service	\$7,782.00	(\$7,782.00)	\$0.00	
Project Total:	\$76,281.68	(\$76,281.68)	\$0.00	014-0709 - Graham - Site Improvements/Fields

Project: 014-0711 - Graham - Security System - New Construction				
Vendor	Encumbrance	Expenditure	Balance	Description
Sonitrol Security	\$113,189.12	(\$113,189.12)	\$0.00	
Syserco Inc	\$2,745.50	(\$2,745.50)	\$0.00	
Project Total:	\$115,934.62	(\$115,934.62)	\$0.00	014-0711 - Graham - Security System - New Construction

Project: 014-0718 - Graham - Restrooms				
Vendor	Encumbrance	Expenditure	Balance	Description
Mountain View Voice (E.M.)	\$0.00	\$0.00	\$0.00	
Project Total:	\$0.00	\$0.00	\$0.00	014-0718 - Graham - Restrooms

Project: 014-0721 - Graham - MPR Modernization/Construction				
Vendor	Encumbrance	Expenditure	Balance	Description
Artik Art & Architects	\$838.56	(\$838.56)	\$0.00	
BHM Construction Inc	\$10,000.00	(\$10,000.00)	\$0.00	
Sound And Signal Inc	\$0.00	\$0.00	\$0.00	
Subdynamic Locating Service	\$0.00	\$0.00	\$0.00	
Project Total:	\$10,838.56	(\$10,838.56)	\$0.00	014-0721 - Graham - MPR Modernization/Construction

Project: 014-0723 - Graham - Furniture/Fixtures/Equipment				
Vendor	Encumbrance	Expenditure	Balance	Description
Bank Of The West	\$27,197.12	(\$27,197.12)	\$0.00	
Bankcard Center	\$0.00	\$0.00	\$0.00	
Consolidated Networks	\$57,702.69	(\$57,702.69)	\$0.00	
Coulter Construction	\$1,836.32	(\$1,836.32)	\$0.00	
Creative Window Interiors	\$30,900.00	(\$30,900.00)	\$0.00	
Cupertino Electric	\$23,933.00	(\$23,933.00)	\$0.00	
Grogan, Cyndi	\$5,098.40	(\$5,098.40)	\$0.00	
Hertz Furniture	\$3,744.97	(\$3,744.97)	\$0.00	
Miele Inc	\$1,874.29	(\$1,874.29)	\$0.00	
Miracle Playsystems	\$13,687.90	(\$13,687.90)	\$0.00	
Office Depot	\$3,569.35	(\$3,569.35)	\$0.00	
Opening Technologies	\$3,437.56	(\$3,437.56)	\$0.00	
Palace Business Solutions	\$179,324.94	(\$179,324.94)	\$0.00	
Pauls Draperies	\$4,621.88	(\$4,621.88)	\$0.00	
Richmond Plastics Inc	\$1,615.13	(\$1,615.13)	\$0.00	
Wenger Corporation	\$17,470.42	(\$17,470.42)	\$0.00	Equipment
Project Total:	\$376,013.97	(\$376,013.97)	\$0.00	014-0723 - Graham - Furniture/Fixtures/Equipment

Project: 014-0724 - Graham - Kitchen Mod/Construction				
Vendor	Encumbrance	Expenditure	Balance	Description
Barker Blue	\$117.57	(\$117.57)	\$0.00	
Coulter Construction	\$57,164.00	(\$57,164.00)	\$0.00	
Greystone West Comp	\$110.00	(\$110.00)	\$0.00	
Myers Restaurant Supply	\$43,106.97	(\$43,106.97)	\$0.00	
Santa Clara County	\$1,096.00	(\$1,096.00)	\$0.00	
Project Total:	\$101,594.54	(\$101,594.54)	\$0.00	014-0724 - Graham - Kitchen Mod/Construction

Project: 014-0726 - Graham - Deferred Maintenance				
Vendor	Encumbrance	Expenditure	Balance	Description
All Reasons Moving	\$4,710.00	(\$4,710.00)	\$0.00	
Alten Construction Inc	\$12,612.00	(\$12,612.00)	\$0.00	
Harris Striping Service	\$2,570.00	(\$2,570.00)	\$0.00	
Opening Technologies	\$76,239.60	(\$76,239.60)	\$0.00	
Servicemaster Bldg Maintenance	\$10,007.50	(\$10,007.50)	\$0.00	
Project Total:	\$106,139.10	(\$106,139.10)	\$0.00	014-0726 - Graham - Deferred Maintenance

Project: 014-0728 - Graham - Portable Refresh Project				
Vendor	Encumbrance	Expenditure	Balance	Description
Division Of State Architects	\$0.00	\$0.00	\$0.00	
Project Total:	\$0.00	\$0.00	\$0.00	014-0728 - Graham - Portable Refresh Project

Project: 014-0731 - Graham - Fencing				
Vendor	Encumbrance	Expenditure	Balance	Description
Greystone West Comp	\$2,000.00	\$0.00	\$2,000.00	
Hibser Yamauchi Architects	\$2,000.00	\$0.00	\$2,000.00	
Project Total:	\$4,000.00	\$0.00	\$4,000.00	014-0731 - Graham - Fencing

Project: 014-1202 - Graham -Goal 1-B/Phase 2-New Constr & Program Mgmt				
Vendor	Encumbrance	Expenditure	Balance	Description
Testing Engineers	\$0.00	\$0.00	\$0.00	
Project Total:	\$0.00	\$0.00	\$0.00	014-1202 - Graham -Goal 1-B/Phase 2-New Constr & Program Mgmt

Project: 015-0000 - Stevenson - Sitewide				
Vendor	Encumbrance	Expenditure	Balance	Description
Greystone West Comp	\$14,659.00	(\$14,659.00)	\$0.00	
Underwood & Rosenblum	\$16,672.50	(\$16,672.50)	\$0.00	
Project Total:	\$31,331.50	(\$31,331.50)	\$0.00	015-0000 - Stevenson - Sitewide

Project: 015-0001 - Stevenson - Phase 1-Temp Housing & Program Manage.				
Vendor	Encumbrance	Expenditure	Balance	Description
Dreiling Terrones Architecture	\$7,202.50	(\$7,202.50)	\$0.00	
Project Total:	\$7,202.50	(\$7,202.50)	\$0.00	015-0001 - Stevenson - Phase 1-Temp Housing & Program Manage.

Project: 015-0701 - Stevenson - Construction Program Management

Vendor	Encumbrance	Expenditure	Balance	Description
Cornerstone Title Company	\$833.25	(\$833.25)	\$0.00	
Dreiling Terrones Architecture	\$23,284.55	(\$23,284.55)	\$0.00	
Grassetti Environme	\$1,930.00	(\$1,930.00)	\$0.00	
Greystone West Comp	\$563,990.22	(\$563,990.22)	\$0.00	
Mountain View Voice (E.M.)	\$93.33	(\$93.33)	\$0.00	
Value Fire Protection	\$4,600.00	(\$4,600.00)	\$0.00	
Project Total:	\$594,731.35	(\$594,731.35)	\$0.00	015-0701 - Stevenson - Construction Program Management

Project: 015-0707 - Stevenson - Classroom/Building - New

Vendor	Encumbrance	Expenditure	Balance	Description
AT&T	\$20,304.07	(\$20,304.07)	\$0.00	
American Modular	\$6,387,880.00	(\$6,387,880.00)	\$0.00	
Banner Bank	\$0.00	\$0.00	\$0.00	
Barker Blue	\$710.00	(\$710.00)	\$0.00	
Bay Alarm Company	\$7,795.00	(\$7,795.00)	\$0.00	
CDW Government	\$17,112.52	(\$17,112.52)	\$0.00	
Cleary Consultants	\$159,078.15	(\$159,078.15)	\$0.00	
Coulter Construction	\$4,889.00	(\$4,889.00)	\$0.00	
DFE & Associates Inc	\$346,992.00	(\$346,992.00)	\$0.00	
Department of General Services	\$24,654.96	(\$24,654.96)	\$0.00	
Division Of State Architects	\$88,550.00	(\$88,550.00)	\$0.00	
Dreiling Terrones Architecture	\$879,294.72	(\$876,296.19)	\$2,998.53	
Dryco Construction	\$34,945.00	(\$34,945.00)	\$0.00	
Edgin, Wayne E.	\$600.00	(\$600.00)	\$0.00	
Foster Brothers Sec	\$13,059.01	(\$13,059.01)	\$0.00	
Galeb Paving Inc	\$4,019,007.22	(\$4,019,007.22)	\$0.00	
Grassetti Environme	\$10,624.58	(\$10,624.58)	\$0.00	
Greystone West Comp	\$4,765.66	(\$4,765.66)	\$0.00	
Harris Striping Service	\$680.00	(\$680.00)	\$0.00	
Home Depot	\$2,799.09	(\$2,799.09)	\$0.00	
Intermountain Electric	\$44,867.83	(\$44,867.83)	\$0.00	
Living Classroom	\$1,597.75	(\$1,597.75)	\$0.00	
Lone Star Landscape	\$201,516.99	(\$198,016.99)	\$3,500.00	
Metropolitan Van & Storage	\$330.00	(\$330.00)	\$0.00	
Mont-Rose Moving Systems	\$18,727.77	(\$18,727.77)	\$0.00	
Norbay Consulting	\$3,088.00	(\$3,088.00)	\$0.00	

Vendor	Encumbrance	Expenditure	Balance	Description
Norcal Portable Services	\$6,414.00	(\$6,414.00)	\$0.00	
Oldcastle Precast	\$107,127.00	(\$107,127.00)	\$0.00	
Pacific Gas And Electric	\$5,000.00	(\$5,000.00)	\$0.00	
Peninsulators Inc	\$12,930.00	(\$12,930.00)	\$0.00	
Precision Drilling	\$30,000.00	(\$30,000.00)	\$0.00	
Rodan Builders Inc	\$5,305,268.38	(\$5,305,268.38)	\$0.00	
Ross Mcdonald	\$41,899.56	(\$41,899.56)	\$0.00	
San Francisco Daily	\$1,575.00	(\$1,575.00)	\$0.00	
Smart Plumbers Inc	\$2,625.00	(\$2,625.00)	\$0.00	
Sound And Signal Inc	\$20,521.18	(\$20,521.18)	\$0.00	
Stephen Ciari Plumbing	\$8,088.87	(\$8,088.87)	\$0.00	
Stumbaugh & Associates	\$1,350.00	(\$1,350.00)	\$0.00	
T & A Painting Co	\$18,800.00	(\$18,800.00)	\$0.00	
Testing Engineers	\$59,314.95	(\$59,314.95)	\$0.00	
U.S. Bank	\$2,570.13	(\$2,570.13)	\$0.00	
Vanden Bos Electric	\$1,022,028.00	(\$1,022,028.00)	\$0.00	
Window Graphics Sign	\$1,471.10	(\$1,471.10)	\$0.00	
Project Total:	\$18,940,852.49	(\$18,934,353.96)	\$6,498.53	015-0707 - Stevenson - Classroom/Building - New

Project: 015-0709 - Stevenson - Site Improvements/Fields

Vendor	Encumbrance	Expenditure	Balance	Description
Cleary Consultants	\$0.00	\$0.00	\$0.00	
DFE & Associates Inc	\$0.00	\$0.00	\$0.00	
Dreiling Terrones Architecture	\$0.00	\$0.00	\$0.00	
Greystone West Comp	\$0.00	\$0.00	\$0.00	
Landscape Structures Inc	\$0.00	\$0.00	\$0.00	
Terramark General Eng.	\$0.00	\$0.00	\$0.00	
Testing Engineers	\$0.00	\$0.00	\$0.00	
Project Total:	\$0.00	\$0.00	\$0.00	015-0709 - Stevenson - Site Improvements/Fields

Project: 015-0719 - Stevenson - Temp Housing Construction Project

Vendor	Encumbrance	Expenditure	Balance	Description
Allied Storage Container	\$4,341.11	(\$4,341.11)	\$0.00	
American Modular	\$50,560.00	(\$50,560.00)	\$0.00	
Arne Sign & Decal	\$1,158.12	(\$1,158.12)	\$0.00	
Atlas/Pellizzari Electric	\$4,685.00	(\$4,685.00)	\$0.00	
Banner Bank	\$204,565.80	(\$204,565.80)	\$0.00	
Barker Blue	\$1,973.55	(\$1,973.55)	\$0.00	
CDW Government	\$68,199.58	(\$68,199.58)	\$0.00	
City Of Mountain View	\$1,119.45	(\$1,119.45)	\$0.00	
Cleary Consultants	\$22,713.25	(\$22,713.25)	\$0.00	
Creative Window Interiors	\$2,100.00	(\$2,100.00)	\$0.00	
DFE & Associates Inc	\$30,000.00	(\$30,000.00)	\$0.00	
Department of General Services	\$32,446.85	(\$32,446.85)	\$0.00	
Division Of State Architects	\$10,625.00	(\$10,625.00)	\$0.00	
Foster Brothers Sec	\$1,257.16	(\$1,257.16)	\$0.00	
Galeb Paving Inc	\$302,940.00	(\$300,440.09)	\$2,499.91	
Greystone West Comp	\$973.74	(\$973.74)	\$0.00	
MRC	\$175.00	(\$175.00)	\$0.00	
Mobile Modular Mgmt	\$344,671.41	(\$344,671.41)	\$0.00	
Mont-Rose Moving Systems	\$9,958.64	(\$9,958.64)	\$0.00	
Mountain View Voice (E.M.)	\$5,100.00	(\$5,100.00)	\$0.00	
PG&E CFM/PPC Dept	\$99,116.01	(\$99,116.01)	\$0.00	
Rodan Builders Inc	\$3,886,750.21	(\$3,886,750.21)	\$0.00	
Santa Clara County	\$755.41	(\$755.41)	\$0.00	
Suddath Companies	\$10,411.00	(\$10,411.00)	\$0.00	
Testing Engineers	\$10,310.00	(\$10,310.00)	\$0.00	
The Suddath Companies	\$6,210.50	(\$6,210.50)	\$0.00	
Project Total:	\$5,113,116.79	(\$5,110,616.88)	\$2,499.91	015-0719 - Stevenson - Temp Housing Construction Project

Project: 015-0721 - Stevenson - MPR Mod/Construction

Vendor	Encumbrance	Expenditure	Balance	Description
Division Of State Architects	\$56,550.00	(\$56,550.00)	\$0.00	
Norbay Consulting	\$1,881.00	(\$1,881.00)	\$0.00	
Project Total:	\$58,431.00	(\$58,431.00)	\$0.00	015-0721 - Stevenson - MPR Mod/Construction

Project: 015-0723 - Stevenson - Furniture/Fixtures/Equipment

Vendor	Encumbrance	Expenditure	Balance	Description
BT Express Liquidation	\$2,014.32	(\$2,014.32)	\$0.00	
Engelhardt, Maja	\$125.64	(\$125.64)	\$0.00	
Gardener's Supply Company	\$3,489.36	(\$3,489.36)	\$0.00	
Lone Star Landscape	\$9,000.00	(\$9,000.00)	\$0.00	
Mike Lameira	\$275.00	(\$275.00)	\$0.00	
Signs Of Success Inc	\$125.50	(\$125.50)	\$0.00	
Westover, Rebecca	\$4,932.46	(\$4,932.46)	\$0.00	
Project Total:	\$19,962.28	(\$19,962.28)	\$0.00	015-0723 - Stevenson - Furniture/Fixtures/Equipment

Project: 015-0731 - Stevenson - Fencing

Vendor	Encumbrance	Expenditure	Balance	Description
Greystone West Comp	\$2,000.00	\$0.00	\$2,000.00	
Hibser Yamauchi Architects	\$2,000.00	\$0.00	\$2,000.00	
Project Total:	\$4,000.00	\$0.00	\$4,000.00	015-0731 - Stevenson - Fencing

Project: 015-0799 - Stevenson - Miscellaneous Close-out Project

Vendor	Encumbrance	Expenditure	Balance	Description
Coulter Construction	\$1,510.74	(\$1,510.74)	\$0.00	
Dreiling Terrones Architecture	\$43,070.00	(\$34,485.46)	\$8,584.54	
Vanden Bos Electric	\$2,400.00	(\$2,400.00)	\$0.00	
Project Total:	\$46,980.74	(\$38,396.20)	\$8,584.54	015-0799 - Stevenson - Miscellaneous Close-out Project

Project: 016-0001 - Mistral -Phase 1-Temp Housing & Program Management

Vendor	Encumbrance	Expenditure	Balance	Description
Allied Storage Container	\$200.41	(\$200.41)	\$0.00	
Barker Blue	\$484.41	(\$484.41)	\$0.00	
Greystone West Comp	\$515.70	(\$515.70)	\$0.00	
Quattrocchi Kwok Architects	\$680.83	(\$680.83)	\$0.00	
Project Total:	\$1,881.35	(\$1,881.35)	\$0.00	016-0001 - Mistral -Phase 1-Temp Housing & Program Management

Project: 016-0701 - Mistral - Construction Prog Management

Vendor	Encumbrance	Expenditure	Balance	Description
All Reasons Moving	\$1,350.00	(\$1,350.00)	\$0.00	
American Reprographics Co Llc	\$267.87	(\$267.87)	\$0.00	
Barker Blue	\$1,625.83	(\$1,625.83)	\$0.00	
Benson Lee Consulting	\$210.00	(\$210.00)	\$0.00	
CDE	\$0.00	\$0.00	\$0.00	
DFE & Associates Inc	\$1,500.00	(\$1,500.00)	\$0.00	
Dannis Woliver & Kelley	\$165.75	(\$165.75)	\$0.00	
Division Of State Architects	\$80,945.96	(\$80,945.96)	\$0.00	
Greystone West Comp	\$713,651.72	(\$713,651.72)	\$0.00	
Mountain View Door	\$25.00	(\$25.00)	\$0.00	
Mountain View Voice (E.M.)	\$912.00	(\$912.00)	\$0.00	
Pacific Gas And Electric	\$1,250.00	(\$1,250.00)	\$0.00	
Quattrocchi Kwok Architects	\$559,351.18	(\$559,351.18)	\$0.00	
Santa Clara County	\$1,040.50	(\$1,040.50)	\$0.00	
Project Total:	\$1,362,295.81	(\$1,362,295.81)	\$0.00	016-0701 - Mistral - Construction Prog Management

Project: 016-0707 - Mistral - Classroom/Building - New

Vendor	Encumbrance	Expenditure	Balance	Description
Benson Lee Consulting	\$0.00	\$0.00	\$0.00	
Quattrocchi Kwok Architects	\$105.00	(\$105.00)	\$0.00	
Project Total:	\$105.00	(\$105.00)	\$0.00	016-0707 - Mistral - Classroom/Building - New

Project: 016-0708 - Mistral - Classroom/Building - Modernization

Vendor	Encumbrance	Expenditure	Balance	Description
Allied Storage Container	\$1,415.11	(\$1,415.11)	\$0.00	
BHM Construction Inc	\$9,345,905.86	(\$9,345,905.86)	\$0.00	
Barker Blue	\$1,616.18	(\$1,616.18)	\$0.00	
Budget Enterprises	\$486.00	(\$486.00)	\$0.00	
CDE	\$2,075.45	(\$2,075.45)	\$0.00	
CDW Government	\$86,147.43	(\$86,147.43)	\$0.00	
CYS Structural Engineers	\$3,860.00	(\$3,860.00)	\$0.00	
City Of Mountain View	\$530.03	(\$530.03)	\$0.00	
Cleary Consultants	\$14,640.00	(\$14,640.00)	\$0.00	
Coulter Construction	\$10,338.75	(\$10,338.75)	\$0.00	
DFE & Associates Inc	\$96,070.00	(\$96,070.00)	\$0.00	
Department of General Services	\$455.10	(\$455.10)	\$0.00	
Division Of State Architects	\$100,775.54	(\$100,775.54)	\$0.00	
Foster Brothers Sec	\$23,966.08	(\$23,966.08)	\$0.00	
Greystone West Comp	\$14,721.88	(\$14,721.88)	\$0.00	
Joseph R Renda Construction	\$6,175.00	(\$6,175.00)	\$0.00	
Living Classroom	\$473.86	(\$473.86)	\$0.00	
Mcgrath Rentcorp	\$1,432,922.48	(\$1,432,922.48)	\$0.00	
Metropolitan Van & Storage	\$1,730.00	(\$1,730.00)	\$0.00	
Mont-Rose Moving Systems	\$17,262.31	(\$17,262.31)	\$0.00	
Quattrocchi Kwok Architects	\$1,105,949.85	(\$1,105,949.85)	\$0.00	
San Francisco Daily	\$504.00	(\$504.00)	\$0.00	
Testing Engineers	\$16,305.78	(\$16,305.78)	\$0.00	
Waters Moving & Storage	\$4,940.00	(\$4,940.00)	\$0.00	
Project Total:	\$12,289,266.69	(\$12,289,266.69)	\$0.00	016-0708 - Mistral - Classroom/Building - Modernization

Project: 016-0709 - Mistral - Site Improvements/Fields

Vendor	Encumbrance	Expenditure	Balance	Description
Dreiling Terrones Architecture	\$0.00	\$0.00	\$0.00	
Project Total:	\$0.00	\$0.00	\$0.00	016-0709 - Mistral - Site Improvements/Fields

Project: 016-0719 - Mistral - Temp Housing Construction Proj

Vendor	Encumbrance	Expenditure	Balance	Description
Allied Storage Container	\$893.40	(\$893.40)	\$0.00	
Aram Electric Inc	\$366,832.00	(\$366,832.00)	\$0.00	
Arne Sign & Decal	\$463.25	(\$463.25)	\$0.00	
Barker Blue	\$1,387.50	(\$1,387.50)	\$0.00	
BestEST Landscape Design	\$575.43	(\$575.43)	\$0.00	
Cleary Consultants	\$6,115.75	(\$6,115.75)	\$0.00	
Construction Survey	\$660.00	(\$660.00)	\$0.00	
Coulter Construction	\$1,404.69	(\$1,404.69)	\$0.00	
Creative Window Interiors	\$2,026.50	(\$2,026.50)	\$0.00	
Cupertino Electric	\$8,041.62	(\$8,041.62)	\$0.00	
DFE & Associates Inc	\$17,750.00	(\$17,750.00)	\$0.00	
Division Of State Architects	\$2,040.00	(\$2,040.00)	\$0.00	
Dryco Construction	\$268,919.00	(\$268,919.00)	\$0.00	
Grainger	\$512.43	(\$512.43)	\$0.00	
Greystone West Comp	\$36.04	(\$36.04)	\$0.00	
Mont-Rose Moving Systems	\$6,122.77	(\$6,122.77)	\$0.00	
Mountain View Door	\$9.14	(\$9.14)	\$0.00	
Mountain View Voice (E.M.)	\$2,736.00	(\$2,736.00)	\$0.00	
Norbay Consulting	\$390.00	(\$390.00)	\$0.00	
Opening Technologies	\$2,906.20	(\$2,906.20)	\$0.00	
Quattrocchi Kwok Architects	(\$39,360.11)	\$39,360.11	\$0.00	
Sonitrol Security	\$125.00	(\$125.00)	\$0.00	
Project Total:	\$650,586.61	(\$650,586.61)	\$0.00	016-0719 - Mistral - Temp Housing Construction Proj

Project: 016-0723 - Mistral - Furniture/Fixtures/Equipment

Vendor	Encumbrance	Expenditure	Balance	Description
Virco Inc	\$1,616.74	(\$1,616.74)	\$0.00	
Project Total:	\$1,616.74	(\$1,616.74)	\$0.00	016-0723 - Mistral - Furniture/Fixtures/Equipment

Project: 016-0731 - Mistral - Fencing

Vendor	Encumbrance	Expenditure	Balance	Description
Greystone West Comp	\$2,000.00	\$0.00	\$2,000.00	
Hibser Yamauchi Architects	\$2,000.00	\$0.00	\$2,000.00	
Project Total:	\$4,000.00	\$0.00	\$4,000.00	016-0731 - Mistral - Fencing

Project: 026-0701 - Preschool - Latham - Construction Prog Management

Vendor	Encumbrance	Expenditure	Balance	Description
Dreiling Terrones Architecture	\$20,114.84	(\$20,114.84)	\$0.00	
Project Total:	\$20,114.84	(\$20,114.84)	\$0.00	026-0701 - Preschool - Latham - Construction Prog Management

Project: 026-0708 - Preschool - Latham - Classroom/Building - Moderniz

Vendor	Encumbrance	Expenditure	Balance	Description
Consolidated Networks	\$19,340.00	(\$19,340.00)	\$0.00	
Daily Post	\$712.50	(\$712.50)	\$0.00	
Guerra Construction	\$44,434.00	(\$44,434.00)	\$0.00	
Metropolitan Van & Storage	\$7,210.00	(\$7,210.00)	\$0.00	
Project Total:	\$71,696.50	(\$71,696.50)	\$0.00	026-0708 - Preschool - Latham - Classroom/Building - Moderniz

Project: 026-0728 - Preschool - Latham - Portable Refresh Project

Vendor	Encumbrance	Expenditure	Balance	Description
Division Of State Architects	\$0.00	\$0.00	\$0.00	
Project Total:	\$0.00	\$0.00	\$0.00	026-0728 - Preschool - Latham - Portable Refresh Project
Grand Total:	\$206,336,414.29	(\$206,092,318.40)	\$244,095.89	Mountain View Whisman School District

Cumulative Measure G Expenditure Summary by Project

**from Inception to
September 15, 2020**



PROJECT: 000-0000 - UNDESIGNATED - DISTRICTWIDE

B - PLANNING

	ARCHITECT/ ENGINEERING FEES	DSA FEES	CDE FEES	ENERGY ANALYSIS	PRELIMINARY TESTS	OTHER COSTS				
Category Totals:	\$0.00	\$0.00	\$0.00	\$0.00	\$0.00	\$348,000.00				
Project Total:	\$348,000.00									

PROJECT: 002-0000 - BUBB - SITEWIDE

C - CONSTRUCTION

	MAIN CONSTRUCTION	CONSTRUCTION MANAGEMENT	DEMOLITION	OTHER CONSTRUCTION	INTERIM HOUSING	INSPECTIONS	CONSTRUCTION TESTS	FURNITURE & EQUIPMENT	LABOR COMPLIANCE PROGRAM	
Category Totals:	\$0.00	\$17,360.00	\$0.00	\$0.00	\$0.00	\$0.00	\$0.00	\$0.00	\$0.00	
Project Total:	\$17,360.00									

PROJECT: 002-0001 - BUBB - PHASE 1 - TEMP HOUSING & PROGRAM MANAGEMENT

B - PLANNING

	ARCHITECT/ ENGINEERING FEES	DSA FEES	CDE FEES	ENERGY ANALYSIS	PRELIMINARY TESTS	OTHER COSTS				
Category Totals:	\$4,779.37	\$0.00	\$0.00	\$0.00	\$0.00	\$0.00				

C - CONSTRUCTION

	MAIN CONSTRUCTION	CONSTRUCTION MANAGEMENT	DEMOLITION	OTHER CONSTRUCTION	INTERIM HOUSING	INSPECTIONS	CONSTRUCTION TESTS	FURNITURE & EQUIPMENT	LABOR COMPLIANCE PROGRAM	
Category Totals:	\$0.00	\$0.00	\$0.00	\$5,300.00	\$0.00	\$0.00	\$0.00	\$0.00	\$0.00	
Project Total:	\$10,079.37									

PROJECT: 002-0701 - BUBB - CONSTRUCTION PROG MANAGEMENT

A - SITE

	PURCHASE PRICE OF PROPERTY	APPRAISAL FEES	ESCROW COSTS	SURVEYING COSTS	SITE SUPPORT COSTS	HAZARDOUS WASTE REMOVAL	OTHER SITE COSTS	DTSC FEES	POESSA/ PEA COSTS	APPRAISAL FEES, ESCROW & SURVEYING COSTS
Category Totals:	\$0.00	\$0.00	\$0.00	\$0.00	\$0.00	\$0.00	\$21,585.00	\$0.00	\$0.00	\$0.00

B - PLANNING

	ARCHITECT/ ENGINEERING FEES	DSA FEES	CDE FEES	ENERGY ANALYSIS	PRELIMINARY TESTS	OTHER COSTS				
Category Totals:	\$90,999.98	\$0.00	\$0.00	\$0.00	\$0.00	\$2,717.48				

C - CONSTRUCTION

	MAIN CONSTRUCTION	CONSTRUCTION MANAGEMENT	DEMOLITION	OTHER CONSTRUCTION	INTERIM HOUSING	INSPECTIONS	CONSTRUCTION TESTS	FURNITURE & EQUIPMENT	LABOR COMPLIANCE PROGRAM	
Category Totals:	\$0.00	\$561,289.22	\$0.00	\$0.00	\$0.00	\$0.00	\$0.00	\$20,800.69	\$0.00	
Project Total:	\$697,392.37									

PROJECT: 002-0708 - BUBB - CLASSROOM/BUILDING - MODERNIZATION

A - SITE

	PURCHASE PRICE OF PROPERTY	APPRAISAL FEES	ESCROW COSTS	SURVEYING COSTS	SITE SUPPORT COSTS	HAZARDOUS WASTE REMOVAL	OTHER SITE COSTS	DTSC FEES	POESSA/ PEA COSTS	APPRAISAL FEES, ESCROW & SURVEYING COSTS
Category Totals:	\$0.00	\$0.00	\$0.00	\$0.00	\$0.00	\$0.00	\$38,486.00	\$0.00	\$0.00	\$0.00

B - PLANNING

	ARCHITECT/ ENGINEERING FEES	DSA FEES	CDE FEES	ENERGY ANALYSIS	PRELIMINARY TESTS	OTHER COSTS				
Category Totals:	\$428,293.01	\$0.00	\$0.00	\$0.00	\$0.00	\$111,956.70				

C - CONSTRUCTION

	MAIN CONSTRUCTION	CONSTRUCTION MANAGEMENT	DEMOLITION	OTHER CONSTRUCTION	INTERIM HOUSING	INSPECTIONS	CONSTRUCTION TESTS	FURNITURE & EQUIPMENT	LABOR COMPLIANCE PROGRAM	
Category Totals:	\$8,843,492.53	\$6,841.16	\$0.00	\$32,790.96	\$3,731.88	\$126,359.30	\$20,614.00	\$109,316.21	\$0.00	
Project Total:	\$9,721,881.75									

PROJECT: 002-0709 - BUBB - SITE IMPROVEMENTS/FIELDS

B - PLANNING

	ARCHITECT/ ENGINEERING FEES	DSA FEES	CDE FEES	ENERGY ANALYSIS	PRELIMINARY TESTS	OTHER COSTS				
Category Totals:	\$2,049.00	\$0.00	\$0.00	\$0.00	\$0.00	\$10,265.00				

C - CONSTRUCTION

	MAIN CONSTRUCTION	CONSTRUCTION MANAGEMENT	DEMOLITION	OTHER CONSTRUCTION	INTERIM HOUSING	INSPECTIONS	CONSTRUCTION TESTS	FURNITURE & EQUIPMENT	LABOR COMPLIANCE PROGRAM	
Category Totals:	\$0.00	\$0.00	\$0.00	\$0.00	\$0.00	\$337.50	\$0.00	\$109,780.00	\$0.00	
Project Total:	\$122,431.50									

PROJECT: 002-0719 - BUBB - TEMP HOUSING CONSTRUCTION PROJECT

B - PLANNING

	ARCHITECT/ ENGINEERING FEES	DSA FEES	CDE FEES	ENERGY ANALYSIS	PRELIMINARY TESTS	OTHER COSTS				
Category Totals:	\$0.00	\$0.00	\$0.00	\$0.00	\$0.00	\$110,996.64				

C - CONSTRUCTION

	MAIN CONSTRUCTION	CONSTRUCTION MANAGEMENT	DEMOLITION	OTHER CONSTRUCTION	INTERIM HOUSING	INSPECTIONS	CONSTRUCTION TESTS	FURNITURE & EQUIPMENT	LABOR COMPLIANCE PROGRAM	
Category Totals:	\$565,231.00	\$7.08	\$0.00	\$0.00	\$188,164.30	\$4,000.00	\$0.00	\$40,059.04	\$0.00	
Project Total:	\$908,458.06									

PROJECT: 002-0721 - BUBB - MPR MODERNIZATION/CONSTRUCTION

B - PLANNING

	ARCHITECT/ ENGINEERING FEES	DSA FEES	CDE FEES	ENERGY ANALYSIS	PRELIMINARY TESTS	OTHER COSTS				
Category Totals:	\$427,771.59	\$0.00	\$0.00	\$0.00	\$0.00	\$77,038.04				

C - CONSTRUCTION

	MAIN CONSTRUCTION	CONSTRUCTION MANAGEMENT	DEMOLITION	OTHER CONSTRUCTION	INTERIM HOUSING	INSPECTIONS	CONSTRUCTION TESTS	FURNITURE & EQUIPMENT	LABOR COMPLIANCE PROGRAM	
Category Totals:	\$5,452,297.93	\$22.56	\$0.00	\$4,005.00	\$1,449.70	\$80,385.37	\$26,007.75	\$0.00	\$0.00	
Project Total:	\$6,068,977.94									

PROJECT: 002-0723 - BUBB - FURNITURE/FIXTURES/EQUIPMENT

C - CONSTRUCTION										
	MAIN CONSTRUCTION	CONSTRUCTION MANAGEMENT	DEMOLITION	OTHER CONSTRUCTION	INTERIM HOUSING	INSPECTIONS	CONSTRUCTION TESTS	FURNITURE & EQUIPMENT	LABOR COMPLIANCE PROGRAM	
Category Totals:	\$0.00	\$0.00	\$0.00	\$0.00	\$0.00	\$0.00	\$0.00	\$9,917.40	\$0.00	
Project Total:	\$9,917.40									

PROJECT: 002-0728 - BUBB - PORTABLE REFRESH PROJECT

B - PLANNING										
	ARCHITECT/ ENGINEERING FEES	DSA FEES	CDE FEES	ENERGY ANALYSIS	PRELIMINARY TESTS	OTHER COSTS				
Category Totals:	\$0.00	\$0.00	\$0.00	\$0.00	\$0.00	\$0.00				
Project Total:	\$0.00									

PROJECT: 003-0001 - CASTRO - PHASE 1-TEMP HOUSING & PROGRAM MANAGEMENT

B - PLANNING										
	ARCHITECT/ ENGINEERING FEES	DSA FEES	CDE FEES	ENERGY ANALYSIS	PRELIMINARY TESTS	OTHER COSTS				
Category Totals:	\$0.00	\$0.00	\$0.00	\$0.00	\$0.00	\$1,881.34				

C - CONSTRUCTION										
	MAIN CONSTRUCTION	CONSTRUCTION MANAGEMENT	DEMOLITION	OTHER CONSTRUCTION	INTERIM HOUSING	INSPECTIONS	CONSTRUCTION TESTS	FURNITURE & EQUIPMENT	LABOR COMPLIANCE PROGRAM	
Category Totals:	\$0.00	\$0.00	\$0.00	\$0.00	\$972.00	\$0.00	\$0.00	\$0.00	\$0.00	
Project Total:	\$2,853.34									

PROJECT: 003-0002 - CASTRO - PHASE 2-NEW CONSTRUCTION & PROGRAM MANAGE

B - PLANNING										
	ARCHITECT/ ENGINEERING FEES	DSA FEES	CDE FEES	ENERGY ANALYSIS	PRELIMINARY TESTS	OTHER COSTS				
Category Totals:	\$1,890.00	\$0.00	\$0.00	\$0.00	\$0.00	\$0.00				
Project Total:	\$1,890.00									

PROJECT: 003-0701 - CASTRO - CONSTRUCTION PROGRAM MANAGEMENT

A - SITE										
	PURCHASE PRICE OF PROPERTY	APPRAISAL FEES	ESCROW COSTS	SURVEYING COSTS	SITE SUPPORT COSTS	HAZARDOUS WASTE REMOVAL	OTHER SITE COSTS	DTSC FEES	POESSA/ PEA COSTS	APPRAISAL FEES, ESCROW & SURVEYING COSTS
Category Totals:	\$0.00	\$0.00	\$0.00	\$0.00	\$0.00	\$0.00	\$22,600.00	\$0.00	\$0.00	\$0.00

B - PLANNING										
	ARCHITECT/ ENGINEERING FEES	DSA FEES	CDE FEES	ENERGY ANALYSIS	PRELIMINARY TESTS	OTHER COSTS				
Category Totals:	\$899,095.58	\$0.00	\$0.00	\$0.00	\$0.00	\$154,691.89				

C - CONSTRUCTION										
	MAIN CONSTRUCTION	CONSTRUCTION MANAGEMENT	DEMOLITION	OTHER CONSTRUCTION	INTERIM HOUSING	INSPECTIONS	CONSTRUCTION TESTS	FURNITURE & EQUIPMENT	LABOR COMPLIANCE PROGRAM	
Category Totals:	\$0.00	\$713,592.50	\$0.00	\$143,244.00	\$9,720.00	\$6,965.50	\$0.00	\$1,431.94	\$0.00	
Project Total:	\$1,951,341.41									

PROJECT: 003-0707 - CASTRO - CLASSROOM/BUILDING - NEW

A - SITE

	PURCHASE PRICE OF PROPERTY	APPRAISAL FEES	ESCROW COSTS	SURVEYING COSTS	SITE SUPPORT COSTS	HAZARDOUS WASTE REMOVAL	OTHER SITE COSTS	DTSC FEES	POESSA/ PEA COSTS	APPRAISAL FEES, ESCROW & SURVEYING COSTS
Category Totals:	\$0.00	\$0.00	\$0.00	\$0.00	\$0.00	\$0.00	\$32,450.00	\$0.00	\$0.00	\$0.00

B - PLANNING

	ARCHITECT/ ENGINEERING FEES	DSA FEES	CDE FEES	ENERGY ANALYSIS	PRELIMINARY TESTS	OTHER COSTS				
Category Totals:	\$848,295.22	\$0.00	\$0.00	\$0.00	\$0.00	\$101,908.31				

C - CONSTRUCTION

	MAIN CONSTRUCTION	CONSTRUCTION MANAGEMENT	DEMOLITION	OTHER CONSTRUCTION	INTERIM HOUSING	INSPECTIONS	CONSTRUCTION TESTS	FURNITURE & EQUIPMENT	LABOR COMPLIANCE PROGRAM	
Category Totals:	\$25,854,679.99	\$6,258.68	\$0.00	\$147,224.94	\$530.02	\$273,000.00	\$245,583.50	\$121,006.57	\$0.00	
Project Total:	\$27,630,937.23									

PROJECT: 003-0708 - CASTRO - CLASSROOM/BUILDING - MODERNIZATION

C - CONSTRUCTION

	MAIN CONSTRUCTION	CONSTRUCTION MANAGEMENT	DEMOLITION	OTHER CONSTRUCTION	INTERIM HOUSING	INSPECTIONS	CONSTRUCTION TESTS	FURNITURE & EQUIPMENT	LABOR COMPLIANCE PROGRAM	
Category Totals:	\$10,338.75	\$0.00	\$0.00	\$0.00	\$0.00	\$0.00	\$0.00	\$0.00	\$0.00	
Project Total:	\$10,338.75									

PROJECT: 003-0709 - CASTRO - SITE IMPROVEMENTS/FIELDS

A - SITE

	PURCHASE PRICE OF PROPERTY	APPRAISAL FEES	ESCROW COSTS	SURVEYING COSTS	SITE SUPPORT COSTS	HAZARDOUS WASTE REMOVAL	OTHER SITE COSTS	DTSC FEES	POESSA/ PEA COSTS	APPRAISAL FEES, ESCROW & SURVEYING COSTS
Category Totals:	\$0.00	\$0.00	\$0.00	\$0.00	\$0.00	\$0.00	\$0.00	\$0.00	\$0.00	\$0.00

B - PLANNING

	ARCHITECT/ ENGINEERING FEES	DSA FEES	CDE FEES	ENERGY ANALYSIS	PRELIMINARY TESTS	OTHER COSTS				
Category Totals:	\$0.00	\$0.00	\$0.00	\$0.00	\$0.00	\$0.00				

C - CONSTRUCTION

	MAIN CONSTRUCTION	CONSTRUCTION MANAGEMENT	DEMOLITION	OTHER CONSTRUCTION	INTERIM HOUSING	INSPECTIONS	CONSTRUCTION TESTS	FURNITURE & EQUIPMENT	LABOR COMPLIANCE PROGRAM	
Category Totals:	\$0.00	\$0.00	\$0.00	\$0.00	\$0.00	\$0.00	\$0.00	\$0.00	\$0.00	
Project Total:	\$0.00									

PROJECT: 003-0719 - CASTRO - TEMP HOUSING CONSTRUCTION PROJECT

A - SITE

	PURCHASE PRICE OF PROPERTY	APPRAISAL FEES	ESCROW COSTS	SURVEYING COSTS	SITE SUPPORT COSTS	HAZARDOUS WASTE REMOVAL	OTHER SITE COSTS	DTSC FEES	POESSA/ PEA COSTS	APPRAISAL FEES, ESCROW & SURVEYING COSTS
Category Totals:	\$0.00	\$0.00	\$0.00	\$0.00	\$0.00	\$0.00	\$268,919.00	\$0.00	\$0.00	\$0.00

B - PLANNING

	ARCHITECT/ ENGINEERING FEES	DSA FEES	CDE FEES	ENERGY ANALYSIS	PRELIMINARY TESTS	OTHER COSTS				
Category Totals:	(\$39,360.12)	\$0.00	\$0.00	\$0.00	\$0.00	\$371,002.43				

C - CONSTRUCTION

	MAIN CONSTRUCTION	CONSTRUCTION MANAGEMENT	DEMOLITION	OTHER CONSTRUCTION	INTERIM HOUSING	INSPECTIONS	CONSTRUCTION TESTS	FURNITURE & EQUIPMENT	LABOR COMPLIANCE PROGRAM
Category Totals:	\$0.00	\$36.04	\$0.00	\$447,128.16	\$283,094.43	\$18,140.00	\$6,115.75	\$8,574.02	\$0.00
Project Total:	\$1,363,649.71								

PROJECT: 003-0723 - CASTRO - FURNITURE/FIXTURES/EQUIPMENT

C - CONSTRUCTION

	MAIN CONSTRUCTION	CONSTRUCTION MANAGEMENT	DEMOLITION	OTHER CONSTRUCTION	INTERIM HOUSING	INSPECTIONS	CONSTRUCTION TESTS	FURNITURE & EQUIPMENT	LABOR COMPLIANCE PROGRAM
Category Totals:	\$0.00	\$0.00	\$0.00	\$0.00	\$0.00	\$0.00	\$0.00	\$17,793.55	\$0.00
Project Total:	\$17,793.55								

PROJECT: 004-0000 - HUFF - SITEWIDE

C - CONSTRUCTION

	MAIN CONSTRUCTION	CONSTRUCTION MANAGEMENT	DEMOLITION	OTHER CONSTRUCTION	INTERIM HOUSING	INSPECTIONS	CONSTRUCTION TESTS	FURNITURE & EQUIPMENT	LABOR COMPLIANCE PROGRAM
Category Totals:	\$0.00	\$17,359.00	\$0.00	\$0.00	\$0.00	\$0.00	\$0.00	\$0.00	\$0.00
Project Total:	\$17,359.00								

PROJECT: 004-0001 - HUFF - PHASE 1 - TEMP HOUSING & PROGRAM MANAGEMENT

B - PLANNING

	ARCHITECT/ ENGINEERING FEES	DSA FEES	CDE FEES	ENERGY ANALYSIS	PRELIMINARY TESTS	OTHER COSTS			
Category Totals:	\$4,779.37	\$0.00	\$0.00	\$0.00	\$0.00	\$0.00			

C - CONSTRUCTION

	MAIN CONSTRUCTION	CONSTRUCTION MANAGEMENT	DEMOLITION	OTHER CONSTRUCTION	INTERIM HOUSING	INSPECTIONS	CONSTRUCTION TESTS	FURNITURE & EQUIPMENT	LABOR COMPLIANCE PROGRAM
Category Totals:	\$0.00	\$0.00	\$0.00	\$19,290.00	\$0.00	\$0.00	\$0.00	\$0.00	\$0.00
Project Total:	\$24,069.37								

PROJECT: 004-0701 - HUFF - CONSTRUCTION PROG MANAGEMENT

A - SITE

	PURCHASE PRICE OF PROPERTY	APPRAISAL FEES	ESCROW COSTS	SURVEYING COSTS	SITE SUPPORT COSTS	HAZARDOUS WASTE REMOVAL	OTHER SITE COSTS	DTSC FEES	POESSA/ PEA COSTS	APPRAISAL FEES, ESCROW & SURVEYING COSTS
Category Totals:	\$0.00	\$0.00	\$0.00	\$0.00	\$0.00	\$0.00	\$22,535.00	\$0.00	\$0.00	\$0.00

B - PLANNING

	ARCHITECT/ ENGINEERING FEES	DSA FEES	CDE FEES	ENERGY ANALYSIS	PRELIMINARY TESTS	OTHER COSTS			
Category Totals:	\$91,000.00	\$0.00	\$0.00	\$0.00	\$0.00	\$2,651.98			

C - CONSTRUCTION

	MAIN CONSTRUCTION	CONSTRUCTION MANAGEMENT	DEMOLITION	OTHER CONSTRUCTION	INTERIM HOUSING	INSPECTIONS	CONSTRUCTION TESTS	FURNITURE & EQUIPMENT	LABOR COMPLIANCE PROGRAM
Category Totals:	\$0.00	\$561,290.22	\$0.00	\$0.00	\$0.00	\$0.00	\$0.00	\$21,699.72	\$0.00
Project Total:	\$699,176.92								

PROJECT: 004-0708 - HUFF - CLASSROOM/BUILDING - MODERNIZATION

A - SITE										
	PURCHASE PRICE OF PROPERTY	APPRAISAL FEES	ESCROW COSTS	SURVEYING COSTS	SITE SUPPORT COSTS	HAZARDOUS WASTE REMOVAL	OTHER SITE COSTS	DTSC FEES	POESSA/ PEA COSTS	APPRAISAL FEES, ESCROW & SURVEYING COSTS
Category Totals:	\$0.00	\$0.00	\$0.00	\$0.00	\$0.00	\$0.00	\$86,076.00	\$0.00	\$0.00	\$0.00

B - PLANNING										
	ARCHITECT/ ENGINEERING FEES	DSA FEES	CDE FEES	ENERGY ANALYSIS	PRELIMINARY TESTS	OTHER COSTS				
Category Totals:	\$428,293.01	\$0.00	\$0.00	\$0.00	\$0.00	\$110,090.00				

C - CONSTRUCTION										
	MAIN CONSTRUCTION	CONSTRUCTION MANAGEMENT	DEMOLITION	OTHER CONSTRUCTION	INTERIM HOUSING	INSPECTIONS	CONSTRUCTION TESTS	FURNITURE & EQUIPMENT	LABOR COMPLIANCE PROGRAM	
Category Totals:	\$8,448,718.87	\$8,678.63	\$0.00	\$109,766.67	\$2,426.90	\$128,962.07	\$20,484.00	\$117,995.26	\$0.00	
Project Total:	\$9,461,491.41									

PROJECT: 004-0719 - HUFF - TEMP HOUSING CONSTRUCTION PROJECT

B - PLANNING										
	ARCHITECT/ ENGINEERING FEES	DSA FEES	CDE FEES	ENERGY ANALYSIS	PRELIMINARY TESTS	OTHER COSTS				
Category Totals:	\$0.00	\$0.00	\$0.00	\$0.00	\$0.00	\$80,601.41				

C - CONSTRUCTION										
	MAIN CONSTRUCTION	CONSTRUCTION MANAGEMENT	DEMOLITION	OTHER CONSTRUCTION	INTERIM HOUSING	INSPECTIONS	CONSTRUCTION TESTS	FURNITURE & EQUIPMENT	LABOR COMPLIANCE PROGRAM	
Category Totals:	\$512,783.00	\$7.08	\$0.00	\$0.00	\$126,214.30	\$4,000.00	\$0.00	\$26,501.90	\$0.00	
Project Total:	\$750,107.69									

PROJECT: 004-0721 - HUFF - MPR MOD/CONSTRUCTION

B - PLANNING										
	ARCHITECT/ ENGINEERING FEES	DSA FEES	CDE FEES	ENERGY ANALYSIS	PRELIMINARY TESTS	OTHER COSTS				
Category Totals:	\$427,771.57	\$0.00	\$0.00	\$0.00	\$0.00	\$77,472.90				

C - CONSTRUCTION										
	MAIN CONSTRUCTION	CONSTRUCTION MANAGEMENT	DEMOLITION	OTHER CONSTRUCTION	INTERIM HOUSING	INSPECTIONS	CONSTRUCTION TESTS	FURNITURE & EQUIPMENT	LABOR COMPLIANCE PROGRAM	
Category Totals:	\$5,160,768.43	\$22.56	\$0.00	\$355,493.00	\$0.00	\$80,096.60	\$27,094.75	\$0.00	\$0.00	
Project Total:	\$6,128,719.81									

PROJECT: 004-0723 - HUFF - FURNITURE/FIXTURES/EQUIPMENT

C - CONSTRUCTION										
	MAIN CONSTRUCTION	CONSTRUCTION MANAGEMENT	DEMOLITION	OTHER CONSTRUCTION	INTERIM HOUSING	INSPECTIONS	CONSTRUCTION TESTS	FURNITURE & EQUIPMENT	LABOR COMPLIANCE PROGRAM	
Category Totals:	\$0.00	\$0.00	\$0.00	\$0.00	\$0.00	\$0.00	\$0.00	\$2,850.97	\$0.00	
Project Total:	\$2,850.97									

PROJECT: 004-0728 - HUFF - PORTABLE REFRESH PROJECT

B - PLANNING										
	ARCHITECT/ ENGINEERING FEES	DSA FEES	CDE FEES	ENERGY ANALYSIS	PRELIMINARY TESTS	OTHER COSTS				
Category Totals:	\$0.00	\$0.00	\$0.00	\$0.00	\$0.00	\$0.00				
Project Total:	\$0.00									

PROJECT: 005-0000 - LANDELS - SITEWIDE

C - CONSTRUCTION										
	MAIN CONSTRUCTION	CONSTRUCTION MANAGEMENT	DEMOLITION	OTHER CONSTRUCTION	INTERIM HOUSING	INSPECTIONS	CONSTRUCTION TESTS	FURNITURE & EQUIPMENT	LABOR COMPLIANCE PROGRAM	
Category Totals:	\$0.00	\$17,359.00	\$0.00	\$0.00	\$0.00	\$0.00	\$0.00	\$0.00	\$0.00	\$0.00
Project Total:	\$17,359.00									

PROJECT: 005-0001 - LANDELS -PHASE 1-TEMP HOUSING & PROGRAM MANAGEMENT

B - PLANNING										
	ARCHITECT/ ENGINEERING FEES	DSA FEES	CDE FEES	ENERGY ANALYSIS	PRELIMINARY TESTS	OTHER COSTS				
Category Totals:	\$4,779.38	\$0.00	\$0.00	\$0.00	\$0.00	\$0.00				

C - CONSTRUCTION										
	MAIN CONSTRUCTION	CONSTRUCTION MANAGEMENT	DEMOLITION	OTHER CONSTRUCTION	INTERIM HOUSING	INSPECTIONS	CONSTRUCTION TESTS	FURNITURE & EQUIPMENT	LABOR COMPLIANCE PROGRAM	
Category Totals:	\$0.00	\$0.00	\$0.00	\$6,550.00	\$0.00	\$0.00	\$0.00	\$0.00	\$0.00	\$0.00
Project Total:	\$11,329.38									

PROJECT: 005-0002 - LANDELS - PHASE 2-NEW CONSTRUCTION & PROGRAM MANAG

B - PLANNING										
	ARCHITECT/ ENGINEERING FEES	DSA FEES	CDE FEES	ENERGY ANALYSIS	PRELIMINARY TESTS	OTHER COSTS				
Category Totals:	\$0.00	\$0.00	\$0.00	\$0.00	\$0.00	\$177.20				
Project Total:	\$177.20									

PROJECT: 005-0701 - LANDELS - CONSTRUCTION PROG MANAGEMENT

A - SITE										
	PURCHASE PRICE OF PROPERTY	APPRAISAL FEES	ESCROW COSTS	SURVEYING COSTS	SITE SUPPORT COSTS	HAZARDOUS WASTE REMOVAL	OTHER SITE COSTS	DTSC FEES	POESSA/ PEA COSTS	APPRAISAL FEES, ESCROW & SURVEYING COSTS
Category Totals:	\$0.00	\$0.00	\$0.00	\$0.00	\$0.00	\$0.00	\$23,105.00	\$0.00	\$0.00	\$0.00

B - PLANNING										
	ARCHITECT/ ENGINEERING FEES	DSA FEES	CDE FEES	ENERGY ANALYSIS	PRELIMINARY TESTS	OTHER COSTS				
Category Totals:	\$91,000.02	\$0.00	\$0.00	\$0.00	\$0.00	\$2,723.48				

C - CONSTRUCTION										
	MAIN CONSTRUCTION	CONSTRUCTION MANAGEMENT	DEMOLITION	OTHER CONSTRUCTION	INTERIM HOUSING	INSPECTIONS	CONSTRUCTION TESTS	FURNITURE & EQUIPMENT	LABOR COMPLIANCE PROGRAM	
Category Totals:	\$0.00	\$561,290.22	\$0.00	\$0.00	\$0.00	\$0.00	\$0.00	\$16,262.20	\$0.00	
Project Total:	\$694,380.92									

PROJECT: 005-0708 - LANDELS - CLASSROOM/BUILDING - MODERNIZATION

A - SITE										
	PURCHASE PRICE OF PROPERTY	APPRAISAL FEES	ESCROW COSTS	SURVEYING COSTS	SITE SUPPORT COSTS	HAZARDOUS WASTE REMOVAL	OTHER SITE COSTS	DTSC FEES	POESSA/ PEA COSTS	APPRAISAL FEES, ESCROW & SURVEYING COSTS
Category Totals:	\$0.00	\$0.00	\$0.00	\$0.00	\$0.00	\$0.00	\$113,769.00	\$0.00	\$0.00	\$0.00
B - PLANNING										
	ARCHITECT/ ENGINEERING FEES	DSA FEES	CDE FEES	ENERGY ANALYSIS	PRELIMINARY TESTS	OTHER COSTS				
Category Totals:	\$428,292.99	\$0.00	\$0.00	\$0.00	\$0.00	\$113,809.94				
C - CONSTRUCTION										
	MAIN CONSTRUCTION	CONSTRUCTION MANAGEMENT	DEMOLITION	OTHER CONSTRUCTION	INTERIM HOUSING	INSPECTIONS	CONSTRUCTION TESTS	FURNITURE & EQUIPMENT	LABOR COMPLIANCE PROGRAM	
Category Totals:	\$8,209,053.66	\$14,077.13	\$0.00	\$38,390.96	\$3,444.18	\$127,106.66	\$17,330.55	\$107,897.53	\$0.00	
Project Total:	\$9,173,172.60									

PROJECT: 005-0709 - LANDELS - SITE IMPROVEMENTS/FIELDS

A - SITE										
	PURCHASE PRICE OF PROPERTY	APPRAISAL FEES	ESCROW COSTS	SURVEYING COSTS	SITE SUPPORT COSTS	HAZARDOUS WASTE REMOVAL	OTHER SITE COSTS	DTSC FEES	POESSA/ PEA COSTS	APPRAISAL FEES, ESCROW & SURVEYING COSTS
Category Totals:	\$0.00	\$0.00	\$0.00	\$0.00	\$0.00	\$0.00	\$498,932.87	\$0.00	\$0.00	\$0.00
B - PLANNING										
	ARCHITECT/ ENGINEERING FEES	DSA FEES	CDE FEES	ENERGY ANALYSIS	PRELIMINARY TESTS	OTHER COSTS				
Category Totals:	\$47,866.49	\$0.00	\$0.00	\$0.00	\$0.00	\$3,385.00				
C - CONSTRUCTION										
	MAIN CONSTRUCTION	CONSTRUCTION MANAGEMENT	DEMOLITION	OTHER CONSTRUCTION	INTERIM HOUSING	INSPECTIONS	CONSTRUCTION TESTS	FURNITURE & EQUIPMENT	LABOR COMPLIANCE PROGRAM	
Category Totals:	\$0.00	\$19,981.57	\$0.00	\$0.00	\$0.00	\$16,000.00	\$0.00	\$0.00	\$0.00	
Project Total:	\$586,165.93									

PROJECT: 005-0719 - LANDELS - TEMP HOUSING CONSTRUCTION PROJECT

B - PLANNING										
	ARCHITECT/ ENGINEERING FEES	DSA FEES	CDE FEES	ENERGY ANALYSIS	PRELIMINARY TESTS	OTHER COSTS				
Category Totals:	\$0.00	\$0.00	\$0.00	\$0.00	\$0.00	\$126,360.23				
C - CONSTRUCTION										
	MAIN CONSTRUCTION	CONSTRUCTION MANAGEMENT	DEMOLITION	OTHER CONSTRUCTION	INTERIM HOUSING	INSPECTIONS	CONSTRUCTION TESTS	FURNITURE & EQUIPMENT	LABOR COMPLIANCE PROGRAM	
Category Totals:	\$559,930.00	\$7.07	\$0.00	\$0.00	\$209,404.30	\$4,000.00	\$0.00	\$39,950.46	\$0.00	
Project Total:	\$939,652.06									

PROJECT: 005-0721 - LANDELS - MPR MOD/CONSTRUCTION

B - PLANNING										
	ARCHITECT/ ENGINEERING FEES	DSA FEES	CDE FEES	ENERGY ANALYSIS	PRELIMINARY TESTS	OTHER COSTS				
Category Totals:	\$422,471.57	\$0.00	\$0.00	\$0.00	\$0.00	\$80,254.04				

C - CONSTRUCTION

	MAIN CONSTRUCTION	CONSTRUCTION MANAGEMENT	DEMOLITION	OTHER CONSTRUCTION	INTERIM HOUSING	INSPECTIONS	CONSTRUCTION TESTS	FURNITURE & EQUIPMENT	LABOR COMPLIANCE PROGRAM
Category Totals:	\$5,252,881.38	\$30.98	\$0.00	\$4,005.00	\$828.40	\$81,324.00	\$30,964.75	\$0.00	\$0.00
Project Total:	\$5,872,760.12								

PROJECT: 005-0723 - LANDELS - FURNITURE/FIXTURES/EQUIPMENT

C - CONSTRUCTION

	MAIN CONSTRUCTION	CONSTRUCTION MANAGEMENT	DEMOLITION	OTHER CONSTRUCTION	INTERIM HOUSING	INSPECTIONS	CONSTRUCTION TESTS	FURNITURE & EQUIPMENT	LABOR COMPLIANCE PROGRAM
Category Totals:	\$0.00	\$0.00	\$0.00	\$0.00	\$0.00	\$0.00	\$0.00	\$9,897.48	\$0.00
Project Total:	\$9,897.48								

PROJECT: 005-0728 - LANDELS - PORTABLE REFRESH PROJECT

B - PLANNING

	ARCHITECT/ ENGINEERING FEES	DSA FEES	CDE FEES	ENERGY ANALYSIS	PRELIMINARY TESTS	OTHER COSTS
Category Totals:	\$0.00	\$0.00	\$0.00	\$0.00	\$0.00	\$0.00
Project Total:	\$0.00					

PROJECT: 006-0001 - MONTA LOMA -PHASE 1-TEMP HOUSING & PROGRAM MANAGE.

B - PLANNING

	ARCHITECT/ ENGINEERING FEES	DSA FEES	CDE FEES	ENERGY ANALYSIS	PRELIMINARY TESTS	OTHER COSTS
Category Totals:	\$1,887.50	\$0.00	\$0.00	\$0.00	\$0.00	\$122.69
Project Total:	\$2,010.19					

PROJECT: 006-0002 - MONTA LOMA - PHASE 2-NEW CONSTR. & PROGRAM MANAGE.

B - PLANNING

	ARCHITECT/ ENGINEERING FEES	DSA FEES	CDE FEES	ENERGY ANALYSIS	PRELIMINARY TESTS	OTHER COSTS
Category Totals:	\$59,288.40	\$0.00	\$0.00	\$0.00	\$0.00	\$0.00
Project Total:	\$59,288.40					

PROJECT: 006-0701 - MONTA LOMA - CONSTRUCTION PROG MANAGEMENT

A - SITE

	PURCHASE PRICE OF PROPERTY	APPRAISAL FEES	ESCROW COSTS	SURVEYING COSTS	SITE SUPPORT COSTS	HAZARDOUS WASTE REMOVAL	OTHER SITE COSTS	DTSC FEES	POESSA/ PEA COSTS	APPRAISAL FEES, ESCROW & SURVEYING COSTS
Category Totals:	\$0.00	\$0.00	\$0.00	\$0.00	\$0.00	\$0.00	\$20,900.00	\$0.00	\$0.00	\$0.00

B - PLANNING

	ARCHITECT/ ENGINEERING FEES	DSA FEES	CDE FEES	ENERGY ANALYSIS	PRELIMINARY TESTS	OTHER COSTS
Category Totals:	\$311,296.93	\$0.00	\$0.00	\$0.00	\$0.00	\$36,289.60

C - CONSTRUCTION

	MAIN CONSTRUCTION	CONSTRUCTION MANAGEMENT	DEMOLITION	OTHER CONSTRUCTION	INTERIM HOUSING	INSPECTIONS	CONSTRUCTION TESTS	FURNITURE & EQUIPMENT	LABOR COMPLIANCE PROGRAM
Category Totals:	\$0.00	\$578,649.07	\$0.00	\$19,400.00	\$0.00	\$6,839.00	\$0.00	\$867.99	\$0.00
Project Total:	\$974,242.59								

PROJECT: 006-0708 - MONTA LOMA - CLASSROOM/BUILDING - MODERNIZATION

B - PLANNING

	ARCHITECT/ ENGINEERING FEES	DSA FEES	CDE FEES	ENERGY ANALYSIS	PRELIMINARY TESTS	OTHER COSTS			
Category Totals:	\$1,022,675.73	\$0.00	\$0.00	\$0.00	\$0.00	\$157,547.28			

C - CONSTRUCTION

	MAIN CONSTRUCTION	CONSTRUCTION MANAGEMENT	DEMOLITION	OTHER CONSTRUCTION	INTERIM HOUSING	INSPECTIONS	CONSTRUCTION TESTS	FURNITURE & EQUIPMENT	LABOR COMPLIANCE PROGRAM
Category Totals:	\$10,952,374.63	\$1,346.14	\$0.00	\$5,905.00	\$6,784.12	\$86,477.00	\$30,606.75	\$127,527.92	\$0.00
Project Total:	\$12,391,244.57								

PROJECT: 006-0719 - MONTA LOMA - TEMP HOUSING CONSTRUCTION PROJECT

C - CONSTRUCTION

	MAIN CONSTRUCTION	CONSTRUCTION MANAGEMENT	DEMOLITION	OTHER CONSTRUCTION	INTERIM HOUSING	INSPECTIONS	CONSTRUCTION TESTS	FURNITURE & EQUIPMENT	LABOR COMPLIANCE PROGRAM
Category Totals:	\$0.00	\$0.00	\$0.00	\$10,230.60	\$0.00	\$20,000.00	\$4,482.50	\$2,770.11	\$0.00
Project Total:	\$37,483.21								

PROJECT: 006-0721 - MONTA LOMA - MPR MOD/CONSTRUCTION

B - PLANNING

	ARCHITECT/ ENGINEERING FEES	DSA FEES	CDE FEES	ENERGY ANALYSIS	PRELIMINARY TESTS	OTHER COSTS			
Category Totals:	\$265,901.55	\$0.00	\$0.00	\$0.00	\$0.00	\$39,199.43			

C - CONSTRUCTION

	MAIN CONSTRUCTION	CONSTRUCTION MANAGEMENT	DEMOLITION	OTHER CONSTRUCTION	INTERIM HOUSING	INSPECTIONS	CONSTRUCTION TESTS	FURNITURE & EQUIPMENT	LABOR COMPLIANCE PROGRAM
Category Totals:	\$4,742,757.37	\$247.95	\$0.00	\$79,600.00	\$0.00	\$72,000.00	\$41,960.75	\$14,548.23	\$0.00
Project Total:	\$5,256,215.28								

PROJECT: 006-0723 - MONTA LOMA - FURNITURE/FIXTURES/EQUIPMENT

C - CONSTRUCTION

	MAIN CONSTRUCTION	CONSTRUCTION MANAGEMENT	DEMOLITION	OTHER CONSTRUCTION	INTERIM HOUSING	INSPECTIONS	CONSTRUCTION TESTS	FURNITURE & EQUIPMENT	LABOR COMPLIANCE PROGRAM
Category Totals:	\$0.00	\$0.00	\$0.00	\$0.00	\$0.00	\$0.00	\$0.00	\$8,244.03	\$0.00
Project Total:	\$8,244.03								

PROJECT: 006-0728 - MONTA LOMA - PORTABLE REFRESH PROJECT

B - PLANNING

	ARCHITECT/ ENGINEERING FEES	DSA FEES	CDE FEES	ENERGY ANALYSIS	PRELIMINARY TESTS	OTHER COSTS			
Category Totals:	\$0.00	\$0.00	\$0.00	\$0.00	\$0.00	\$0.00			
Project Total:	\$0.00								

PROJECT: 007-0701 - VARGAS - CONSTRUCTION PROG MANAGEMENT

A - SITE

	PURCHASE PRICE OF PROPERTY	APPRAISAL FEES	ESCROW COSTS	SURVEYING COSTS	SITE SUPPORT COSTS	HAZARDOUS WASTE REMOVAL	OTHER SITE COSTS	DTSC FEES	POESSA/ PEA COSTS	APPRAISAL FEES, ESCROW & SURVEYING COSTS
Category Totals:	\$0.00	\$0.00	\$0.00	\$0.00	\$0.00	\$0.00	\$2,300.00	\$0.00	\$0.00	\$0.00

B - PLANNING

	ARCHITECT/ ENGINEERING FEES	DSA FEES	CDE FEES	ENERGY ANALYSIS	PRELIMINARY TESTS	OTHER COSTS				
Category Totals:	\$13,897.50	\$0.00	\$0.00	\$0.00	\$0.00	\$3,372.01				

C - CONSTRUCTION

	MAIN CONSTRUCTION	CONSTRUCTION MANAGEMENT	DEMOLITION	OTHER CONSTRUCTION	INTERIM HOUSING	INSPECTIONS	CONSTRUCTION TESTS	FURNITURE & EQUIPMENT	LABOR COMPLIANCE PROGRAM	
Category Totals:	\$0.00	\$28,932.00	\$0.00	\$0.00	\$0.00	\$0.00	\$0.00	\$0.00	\$0.00	
Project Total:	\$48,501.51									

PROJECT: 007-0707 - VARGAS - CLASSROOM/BUILDING - NEW

A - SITE

	PURCHASE PRICE OF PROPERTY	APPRAISAL FEES	ESCROW COSTS	SURVEYING COSTS	SITE SUPPORT COSTS	HAZARDOUS WASTE REMOVAL	OTHER SITE COSTS	DTSC FEES	POESSA/ PEA COSTS	APPRAISAL FEES, ESCROW & SURVEYING COSTS
Category Totals:	\$0.00	\$0.00	\$0.00	\$0.00	\$0.00	\$0.00	\$0.00	\$0.00	\$0.00	\$0.00
Project Total:	\$0.00									

PROJECT: 008-0000 - THEUERKAUF - SITEWIDE

A - SITE

	PURCHASE PRICE OF PROPERTY	APPRAISAL FEES	ESCROW COSTS	SURVEYING COSTS	SITE SUPPORT COSTS	HAZARDOUS WASTE REMOVAL	OTHER SITE COSTS	DTSC FEES	POESSA/ PEA COSTS	APPRAISAL FEES, ESCROW & SURVEYING COSTS
Category Totals:	\$0.00	\$0.00	\$0.00	\$0.00	\$0.00	\$0.00	\$16,672.50	\$0.00	\$0.00	\$0.00

C - CONSTRUCTION

	MAIN CONSTRUCTION	CONSTRUCTION MANAGEMENT	DEMOLITION	OTHER CONSTRUCTION	INTERIM HOUSING	INSPECTIONS	CONSTRUCTION TESTS	FURNITURE & EQUIPMENT	LABOR COMPLIANCE PROGRAM	
Category Totals:	\$0.00	\$18,324.00	\$0.00	\$0.00	\$0.00	\$0.00	\$0.00	\$0.00	\$0.00	
Project Total:	\$34,996.50									

PROJECT: 008-0001 - THEUERKAUF -PHASE 1-TEMP HOUSING & PROGRAM MANAGE.

B - PLANNING

	ARCHITECT/ ENGINEERING FEES	DSA FEES	CDE FEES	ENERGY ANALYSIS	PRELIMINARY TESTS	OTHER COSTS				
Category Totals:	\$7,202.50	\$0.00	\$0.00	\$0.00	\$0.00	\$0.00				
Project Total:	\$7,202.50									

PROJECT: 008-0701 - THEUERKAUF - CONSTRUCTION PROG MANAGEMENT

A - SITE

	PURCHASE PRICE OF PROPERTY	APPRAISAL FEES	ESCROW COSTS	SURVEYING COSTS	SITE SUPPORT COSTS	HAZARDOUS WASTE REMOVAL	OTHER SITE COSTS	DTSC FEES	POESSA/ PEA COSTS	APPRAISAL FEES, ESCROW & SURVEYING COSTS
Category Totals:	\$0.00	\$0.00	\$0.00	\$0.00	\$0.00	\$0.00	\$4,230.00	\$0.00	\$0.00	\$0.00

B - PLANNING

	ARCHITECT/ ENGINEERING FEES	DSA FEES	CDE FEES	ENERGY ANALYSIS	PRELIMINARY TESTS	OTHER COSTS				
Category Totals:	\$22,757.50	\$0.00	\$0.00	\$0.00	\$0.00	\$1,962.30				

C - CONSTRUCTION

	MAIN CONSTRUCTION	CONSTRUCTION MANAGEMENT	DEMOLITION	OTHER CONSTRUCTION	INTERIM HOUSING	INSPECTIONS	CONSTRUCTION TESTS	FURNITURE & EQUIPMENT	LABOR COMPLIANCE PROGRAM	
Category Totals:	\$0.00	\$560,325.22	\$0.00	\$0.00	\$0.00	\$0.00	\$0.00	\$0.00	\$0.00	
Project Total:	\$589,275.02									

PROJECT: 008-0708 - THEUERKAUF - CLASSROOM/BUILDING - MODERNIZATION

B - PLANNING

	ARCHITECT/ ENGINEERING FEES	DSA FEES	CDE FEES	ENERGY ANALYSIS	PRELIMINARY TESTS	OTHER COSTS				
Category Totals:	\$676,108.79	\$0.00	\$0.00	\$0.00	\$0.00	\$82,174.12				

C - CONSTRUCTION

	MAIN CONSTRUCTION	CONSTRUCTION MANAGEMENT	DEMOLITION	OTHER CONSTRUCTION	INTERIM HOUSING	INSPECTIONS	CONSTRUCTION TESTS	FURNITURE & EQUIPMENT	LABOR COMPLIANCE PROGRAM	
Category Totals:	\$6,795,244.88	\$4,743.13	\$0.00	\$54,031.22	\$5,277.08	\$55,500.00	\$4,232.50	\$121,001.33	\$0.00	
Project Total:	\$7,798,313.05									

PROJECT: 008-0719 - THEUERKAUF - TEMP HOUSING CONSTRUCTION PROJECT

C - CONSTRUCTION

	MAIN CONSTRUCTION	CONSTRUCTION MANAGEMENT	DEMOLITION	OTHER CONSTRUCTION	INTERIM HOUSING	INSPECTIONS	CONSTRUCTION TESTS	FURNITURE & EQUIPMENT	LABOR COMPLIANCE PROGRAM	
Category Totals:	\$0.00	\$0.00	\$0.00	\$0.00	\$0.00	\$0.00	\$0.00	\$1,542.39	\$0.00	
Project Total:	\$1,542.39									

PROJECT: 008-0721 - THEUERKAUF - MPR MOD/CONSTRUCTION

B - PLANNING

	ARCHITECT/ ENGINEERING FEES	DSA FEES	CDE FEES	ENERGY ANALYSIS	PRELIMINARY TESTS	OTHER COSTS				
Category Totals:	\$58,059.53	\$0.00	\$0.00	\$0.00	\$0.00	\$106,664.05				

C - CONSTRUCTION

	MAIN CONSTRUCTION	CONSTRUCTION MANAGEMENT	DEMOLITION	OTHER CONSTRUCTION	INTERIM HOUSING	INSPECTIONS	CONSTRUCTION TESTS	FURNITURE & EQUIPMENT	LABOR COMPLIANCE PROGRAM	
Category Totals:	\$3,299,885.58	\$493.39	\$0.00	\$0.00	\$831.67	\$215,390.00	\$35,169.50	\$0.00	\$0.00	
Project Total:	\$3,716,493.72									

PROJECT: 008-0728 - THEUERKAUF - PORTABLE REFRESH PROJECT

B - PLANNING

	ARCHITECT/ ENGINEERING FEES	DSA FEES	CDE FEES	ENERGY ANALYSIS	PRELIMINARY TESTS	OTHER COSTS				
Category Totals:	\$0.00	\$0.00	\$0.00	\$0.00	\$0.00	\$0.00				
Project Total:	\$0.00									

PROJECT: 009-0000 - DISTRICTWIDE - DISTRICTWIDE

B - PLANNING										
	ARCHITECT/ ENGINEERING FEES	DSA FEES	CDE FEES	ENERGY ANALYSIS	PRELIMINARY TESTS	OTHER COSTS				
Category Totals:	\$0.00	\$0.00	\$0.00	\$0.00	\$0.00	\$7,707.49				

C - CONSTRUCTION										
	MAIN CONSTRUCTION	CONSTRUCTION MANAGEMENT	DEMOLITION	OTHER CONSTRUCTION	INTERIM HOUSING	INSPECTIONS	CONSTRUCTION TESTS	FURNITURE & EQUIPMENT	LABOR COMPLIANCE PROGRAM	
Category Totals:	\$0.00	\$0.00	\$0.00	\$0.00	\$0.00	\$0.00	\$0.00	\$177.92	\$0.00	
Project Total:	\$7,885.41									

PROJECT: 009-0700 - DISTRICTWIDE - CAPITAL PROJECTS SERVICES

B - PLANNING										
	ARCHITECT/ ENGINEERING FEES	DSA FEES	CDE FEES	ENERGY ANALYSIS	PRELIMINARY TESTS	OTHER COSTS				
Category Totals:	\$0.00	\$0.00	\$0.00	\$0.00	\$0.00	\$883,795.38				

C - CONSTRUCTION										
	MAIN CONSTRUCTION	CONSTRUCTION MANAGEMENT	DEMOLITION	OTHER CONSTRUCTION	INTERIM HOUSING	INSPECTIONS	CONSTRUCTION TESTS	FURNITURE & EQUIPMENT	LABOR COMPLIANCE PROGRAM	
Category Totals:	\$0.00	\$0.00	\$0.00	\$0.00	\$0.00	\$0.00	\$0.00	\$26,971.85	\$0.00	
Project Total:	\$910,767.23									

PROJECT: 009-0701 - DISTRICTWIDE - CONSTRUCTION PROG MANAGEMENT

B - PLANNING										
	ARCHITECT/ ENGINEERING FEES	DSA FEES	CDE FEES	ENERGY ANALYSIS	PRELIMINARY TESTS	OTHER COSTS				
Category Totals:	\$0.00	\$0.00	\$0.00	\$0.00	\$0.00	\$396,712.91				

C - CONSTRUCTION										
	MAIN CONSTRUCTION	CONSTRUCTION MANAGEMENT	DEMOLITION	OTHER CONSTRUCTION	INTERIM HOUSING	INSPECTIONS	CONSTRUCTION TESTS	FURNITURE & EQUIPMENT	LABOR COMPLIANCE PROGRAM	
Category Totals:	\$0.00	\$1,952.96	\$0.00	\$0.00	\$0.00	\$0.00	\$11,518.00	\$6,179.40	\$0.00	
Project Total:	\$416,363.27									

PROJECT: 009-0708 - DISTRICTWIDE - CLASSROOM/BUILDING - MODERNIZATION

B - PLANNING										
	ARCHITECT/ ENGINEERING FEES	DSA FEES	CDE FEES	ENERGY ANALYSIS	PRELIMINARY TESTS	OTHER COSTS				
Category Totals:	\$0.00	\$0.00	\$0.00	\$0.00	\$0.00	\$0.00				

C - CONSTRUCTION										
	MAIN CONSTRUCTION	CONSTRUCTION MANAGEMENT	DEMOLITION	OTHER CONSTRUCTION	INTERIM HOUSING	INSPECTIONS	CONSTRUCTION TESTS	FURNITURE & EQUIPMENT	LABOR COMPLIANCE PROGRAM	
Category Totals:	\$0.00	\$0.00	\$0.00	\$0.00	\$0.00	\$0.00	\$0.00	\$0.00	\$0.00	
Project Total:	\$0.00									

PROJECT: 009-0709 - DISTRICTWIDE - SITE IMPROVEMENTS/FIELDS

A - SITE

	PURCHASE PRICE OF PROPERTY	APPRAISAL FEES	ESCROW COSTS	SURVEYING COSTS	SITE SUPPORT COSTS	HAZARDOUS WASTE REMOVAL	OTHER SITE COSTS	DTSC FEES	POESSA/ PEA COSTS	APPRAISAL FEES, ESCROW & SURVEYING COSTS
Category Totals:	\$0.00	\$0.00	\$0.00	\$0.00	\$0.00	\$0.00	\$579,692.00	\$0.00	\$0.00	\$0.00

B - PLANNING

	ARCHITECT/ ENGINEERING FEES	DSA FEES	CDE FEES	ENERGY ANALYSIS	PRELIMINARY TESTS	OTHER COSTS			
Category Totals:	\$27,979.99	\$0.00	\$0.00	\$0.00	\$0.00	\$0.00			

C - CONSTRUCTION

	MAIN CONSTRUCTION	CONSTRUCTION MANAGEMENT	DEMOLITION	OTHER CONSTRUCTION	INTERIM HOUSING	INSPECTIONS	CONSTRUCTION TESTS	FURNITURE & EQUIPMENT	LABOR COMPLIANCE PROGRAM
Category Totals:	\$0.00	\$23,537.60	\$0.00	\$0.00	\$0.00	\$45,320.00	\$0.00	\$0.00	\$0.00
Project Total:	\$676,529.59								

PROJECT: 009-0719 - DISTRICTWIDE - TEMP HOUSING CONSTRUCTION PROJECT

B - PLANNING

	ARCHITECT/ ENGINEERING FEES	DSA FEES	CDE FEES	ENERGY ANALYSIS	PRELIMINARY TESTS	OTHER COSTS			
Category Totals:	\$0.00	\$0.00	\$0.00	\$0.00	\$0.00	\$1,113.00			

C - CONSTRUCTION

	MAIN CONSTRUCTION	CONSTRUCTION MANAGEMENT	DEMOLITION	OTHER CONSTRUCTION	INTERIM HOUSING	INSPECTIONS	CONSTRUCTION TESTS	FURNITURE & EQUIPMENT	LABOR COMPLIANCE PROGRAM
Category Totals:	\$0.00	\$0.00	\$0.00	\$0.00	\$0.00	\$0.00	\$0.00	\$9,924.25	\$0.00
Project Total:	\$11,037.25								

PROJECT: 009-0723 - DISTRICTWIDE - FURNITURE/FIXTURES/EQUIPMENT

C - CONSTRUCTION

	MAIN CONSTRUCTION	CONSTRUCTION MANAGEMENT	DEMOLITION	OTHER CONSTRUCTION	INTERIM HOUSING	INSPECTIONS	CONSTRUCTION TESTS	FURNITURE & EQUIPMENT	LABOR COMPLIANCE PROGRAM
Category Totals:	\$0.00	\$0.00	\$0.00	\$0.00	\$0.00	\$0.00	\$0.00	\$0.00	\$0.00
Project Total:	\$0.00								

PROJECT: 009-0726 - DISTRICTWIDE - DEFERRED MAINTENANCE

C - CONSTRUCTION

	MAIN CONSTRUCTION	CONSTRUCTION MANAGEMENT	DEMOLITION	OTHER CONSTRUCTION	INTERIM HOUSING	INSPECTIONS	CONSTRUCTION TESTS	FURNITURE & EQUIPMENT	LABOR COMPLIANCE PROGRAM
Category Totals:	\$0.00	\$0.00	\$0.00	\$0.00	\$0.00	\$0.00	\$0.00	\$0.00	\$0.00
Project Total:	\$0.00								

PROJECT: 009-0727 - DISTRICTWIDE - SOLAR PROGRAM

A - SITE

	PURCHASE PRICE OF PROPERTY	APPRAISAL FEES	ESCROW COSTS	SURVEYING COSTS	SITE SUPPORT COSTS	HAZARDOUS WASTE REMOVAL	OTHER SITE COSTS	DTSC FEES	POESSA/ PEA COSTS	APPRAISAL FEES, ESCROW & SURVEYING COSTS
Category Totals:	\$0.00	\$0.00	\$0.00	\$0.00	\$0.00	\$0.00	\$0.00	\$0.00	\$0.00	\$0.00

B - PLANNING

	ARCHITECT/ ENGINEERING FEES	DSA FEES	CDE FEES	ENERGY ANALYSIS	PRELIMINARY TESTS	OTHER COSTS				
Category Totals:	\$0.00	\$0.00	\$0.00	\$0.00	\$0.00	\$0.00				

C - CONSTRUCTION

	MAIN CONSTRUCTION	CONSTRUCTION MANAGEMENT	DEMOLITION	OTHER CONSTRUCTION	INTERIM HOUSING	INSPECTIONS	CONSTRUCTION TESTS	FURNITURE & EQUIPMENT	LABOR COMPLIANCE PROGRAM	
Category Totals:	\$0.00	\$0.00	\$0.00	\$0.00	\$0.00	\$0.00	\$0.00	\$0.00	\$0.00	
Project Total:	\$0.00									

PROJECT: 009-0728 - DISTRICTWIDE - PORTABLE REFRESH PROJECT

B - PLANNING

	ARCHITECT/ ENGINEERING FEES	DSA FEES	CDE FEES	ENERGY ANALYSIS	PRELIMINARY TESTS	OTHER COSTS				
Category Totals:	\$0.00	\$0.00	\$0.00	\$0.00	\$0.00	\$0.00				

C - CONSTRUCTION

	MAIN CONSTRUCTION	CONSTRUCTION MANAGEMENT	DEMOLITION	OTHER CONSTRUCTION	INTERIM HOUSING	INSPECTIONS	CONSTRUCTION TESTS	FURNITURE & EQUIPMENT	LABOR COMPLIANCE PROGRAM	
Category Totals:	\$0.00	\$0.00	\$0.00	\$0.00	\$0.00	\$0.00	\$0.00	\$0.00	\$0.00	
Project Total:	\$0.00									

PROJECT: 009-0729 - DISTRICTWIDE - NORTH BAYSHORE DEVELOPMENT

B - PLANNING

	ARCHITECT/ ENGINEERING FEES	DSA FEES	CDE FEES	ENERGY ANALYSIS	PRELIMINARY TESTS	OTHER COSTS				
Category Totals:	\$0.00	\$0.00	\$0.00	\$0.00	\$0.00	\$0.00				
Project Total:	\$0.00									

PROJECT: 011-0002 - CRITTENDEN - PHASE 2-NEW CONSTR. & PROGRAM MANAGE.

A - SITE

	PURCHASE PRICE OF PROPERTY	APPRAISAL FEES	ESCROW COSTS	SURVEYING COSTS	SITE SUPPORT COSTS	HAZARDOUS WASTE REMOVAL	OTHER SITE COSTS	DTSC FEES	POESSA/ PEA COSTS	APPRAISAL FEES, ESCROW & SURVEYING COSTS
Category Totals:	\$0.00	\$0.00	\$0.00	\$0.00	\$0.00	\$0.00	\$29,598.00	\$0.00	\$0.00	\$0.00

B - PLANNING

	ARCHITECT/ ENGINEERING FEES	DSA FEES	CDE FEES	ENERGY ANALYSIS	PRELIMINARY TESTS	OTHER COSTS				
Category Totals:	\$6,750.00	\$0.00	\$0.00	\$0.00	\$0.00	\$1,502.07				

C - CONSTRUCTION

	MAIN CONSTRUCTION	CONSTRUCTION MANAGEMENT	DEMOLITION	OTHER CONSTRUCTION	INTERIM HOUSING	INSPECTIONS	CONSTRUCTION TESTS	FURNITURE & EQUIPMENT	LABOR COMPLIANCE PROGRAM	
Category Totals:	\$218,862.00	\$0.00	\$0.00	\$11,250.00	\$0.00	\$25,785.00	\$0.00	\$505.69	\$0.00	
Project Total:	\$294,252.76									

PROJECT: 011-0003 - CRITTENDEN - PHASE 3 -AUDITORIUM & PROGRAM MANAGE.

B - PLANNING

	ARCHITECT/ ENGINEERING FEES	DSA FEES	CDE FEES	ENERGY ANALYSIS	PRELIMINARY TESTS	OTHER COSTS				
Category Totals:	\$13,008.00	\$0.00	\$0.00	\$0.00	\$0.00	\$10,370.86				

C - CONSTRUCTION

	MAIN CONSTRUCTION	CONSTRUCTION MANAGEMENT	DEMOLITION	OTHER CONSTRUCTION	INTERIM HOUSING	INSPECTIONS	CONSTRUCTION TESTS	FURNITURE & EQUIPMENT	LABOR COMPLIANCE PROGRAM	
Category Totals:	\$254,373.70	\$0.00	\$0.00	\$13,613.75	\$430.88	\$10,975.00	\$0.00	\$0.00	\$0.00	
Project Total:	\$302,772.19									

PROJECT: 011-0570 - CRITTENDEN - TECHNOLOGY AND DATA INFRASTRUCTURE

B - PLANNING

	ARCHITECT/ ENGINEERING FEES	DSA FEES	CDE FEES	ENERGY ANALYSIS	PRELIMINARY TESTS	OTHER COSTS				
Category Totals:	\$0.00	\$0.00	\$0.00	\$0.00	\$0.00	(\$26,364.00)				

C - CONSTRUCTION

	MAIN CONSTRUCTION	CONSTRUCTION MANAGEMENT	DEMOLITION	OTHER CONSTRUCTION	INTERIM HOUSING	INSPECTIONS	CONSTRUCTION TESTS	FURNITURE & EQUIPMENT	LABOR COMPLIANCE PROGRAM	
Category Totals:	\$0.00	\$0.00	\$0.00	\$0.00	\$0.00	\$0.00	\$0.00	\$346,449.31	\$0.00	
Project Total:	\$320,085.31									

PROJECT: 011-0700 - CRITTENDEN - CAPITAL PROJECTS SERVICES

B - PLANNING

	ARCHITECT/ ENGINEERING FEES	DSA FEES	CDE FEES	ENERGY ANALYSIS	PRELIMINARY TESTS	OTHER COSTS				
Category Totals:	\$0.00	\$0.00	\$0.00	\$0.00	\$0.00	\$0.00				
Project Total:	\$0.00									

PROJECT: 011-0701 - CRITTENDEN - CONSTRUCTION PROG MANAGEMENT

A - SITE

	PURCHASE PRICE OF PROPERTY	APPRAISAL FEES	ESCROW COSTS	SURVEYING COSTS	SITE SUPPORT COSTS	HAZARDOUS WASTE REMOVAL	OTHER SITE COSTS	DTSC FEES	POESSA/ PEA COSTS	APPRAISAL FEES, ESCROW & SURVEYING COSTS
Category Totals:	\$0.00	\$0.00	\$0.00	\$0.00	\$0.00	\$0.00	\$5,278,888.78	\$0.00	\$0.00	\$0.00

B - PLANNING

	ARCHITECT/ ENGINEERING FEES	DSA FEES	CDE FEES	ENERGY ANALYSIS	PRELIMINARY TESTS	OTHER COSTS				
Category Totals:	\$2,030,825.01	\$0.00	\$0.00	\$93,002.00	\$0.00	\$335,437.37				

C - CONSTRUCTION

	MAIN CONSTRUCTION	CONSTRUCTION MANAGEMENT	DEMOLITION	OTHER CONSTRUCTION	INTERIM HOUSING	INSPECTIONS	CONSTRUCTION TESTS	FURNITURE & EQUIPMENT	LABOR COMPLIANCE PROGRAM	
Category Totals:	\$469,899.43	\$972,742.00	\$1,950.00	\$230,657.88	\$16,097.61	\$234,167.00	\$0.00	\$24,432.33	\$0.00	

RA - RELOCATION ASSISTANCE

	TENANT AND OWNER	PARCEL/ REAL ESTATE NUMBER	LAST RESORT HOUSING AND/ OR DOWN PAYMENT/RENTAL ASSISTANCE CCR 6102	DISPLACED BUSINESS EXPENSE	MOVING EXPENSE - ACTUAL OR FIXED CCR 6090(a), 6096	BUSINESS REESTABLISHMENT CCR 6090(f)(1), 6094	IN-LIEU OF BUSINESS EXPENSE	FURNITURE & EQUIPMENT PURCHASE VS. MOVING CCR 6090(b)(5)	LOSS OF GOODWILL CCR 6100	
Category Totals:	\$0.00	\$0.00	\$0.00	\$0.00	\$123,406.75	\$0.00	\$0.00	\$0.00	\$0.00	
Project Total:	\$9,811,506.16									

PROJECT: 011-0705 - CRITTENDEN - AUDITORIUM CONSTRUCT/MAINTENANCE

A - SITE										
	PURCHASE PRICE OF PROPERTY	APPRAISAL FEES	ESCROW COSTS	SURVEYING COSTS	SITE SUPPORT COSTS	HAZARDOUS WASTE REMOVAL	OTHER SITE COSTS	DTSC FEES	POESSA/ PEA COSTS	APPRAISAL FEES, ESCROW & SURVEYING COSTS
Category Totals:	\$0.00	\$0.00	\$0.00	\$0.00	\$0.00	\$0.00	\$0.00	\$0.00	\$0.00	\$0.00
B - PLANNING										
	ARCHITECT/ ENGINEERING FEES	DSA FEES	CDE FEES	ENERGY ANALYSIS	PRELIMINARY TESTS	OTHER COSTS				
Category Totals:	\$168,131.30	\$0.00	\$0.00	\$0.00	\$0.00	\$36,806.11				
C - CONSTRUCTION										
	MAIN CONSTRUCTION	CONSTRUCTION MANAGEMENT	DEMOLITION	OTHER CONSTRUCTION	INTERIM HOUSING	INSPECTIONS	CONSTRUCTION TESTS	FURNITURE & EQUIPMENT	LABOR COMPLIANCE PROGRAM	
Category Totals:	\$7,344,887.30	\$75,841.47	\$0.00	\$97,478.00	\$18,365.28	\$112,500.00	\$46,718.00	\$7,484.77	\$0.00	
RA - RELOCATION ASSISTANCE										
	TENANT AND OWNER	PARCEL/ REAL ESTATE NUMBER	LAST RESORT HOUSING AND/ OR DOWN PAYMENT/RENTAL ASSISTANCE CCR 6102	DISPLACED BUSINESS EXPENSE	MOVING EXPENSE - ACTUAL OR FIXED CCR 6090(a), 6096	BUSINESS REESTABLISHMENT CCR 6090(j)(1), 6094	IN-LIEU OF BUSINESS EXPENSE	FURNITURE & EQUIPMENT PURCHASE VS. MOVING CCR 6090(b)(5)	LOSS OF GOODWILL CCR 6100	
Category Totals:	\$0.00	\$0.00	\$0.00	\$0.00	\$0.00	\$0.00	\$0.00	\$0.00	\$0.00	
Project Total:	\$7,908,212.23									

PROJECT: 011-0707 - CRITTENDEN - CLASSROOM/BUILDING - NEW

B - PLANNING										
	ARCHITECT/ ENGINEERING FEES	DSA FEES	CDE FEES	ENERGY ANALYSIS	PRELIMINARY TESTS	OTHER COSTS				
Category Totals:	\$160,295.75	\$0.00	\$0.00	\$0.00	\$0.00	\$42,571.24				
C - CONSTRUCTION										
	MAIN CONSTRUCTION	CONSTRUCTION MANAGEMENT	DEMOLITION	OTHER CONSTRUCTION	INTERIM HOUSING	INSPECTIONS	CONSTRUCTION TESTS	FURNITURE & EQUIPMENT	LABOR COMPLIANCE PROGRAM	
Category Totals:	\$7,991,513.54	\$62,538.08	\$59,936.00	\$11,635.00	\$1,893.32	\$112,500.00	\$35,972.00	\$55,031.29	\$0.00	
RA - RELOCATION ASSISTANCE										
	TENANT AND OWNER	PARCEL/ REAL ESTATE NUMBER	LAST RESORT HOUSING AND/ OR DOWN PAYMENT/RENTAL ASSISTANCE CCR 6102	DISPLACED BUSINESS EXPENSE	MOVING EXPENSE - ACTUAL OR FIXED CCR 6090(a), 6096	BUSINESS REESTABLISHMENT CCR 6090(j)(1), 6094	IN-LIEU OF BUSINESS EXPENSE	FURNITURE & EQUIPMENT PURCHASE VS. MOVING CCR 6090(b)(5)	LOSS OF GOODWILL CCR 6100	
Category Totals:	\$0.00	\$0.00	\$0.00	\$0.00	\$0.00	\$0.00	\$0.00	\$0.00	\$0.00	
Project Total:	\$8,533,886.22									

PROJECT: 011-0708 - CRITTENDEN - CLASSROOM/BUILDING - MODERNIZATION

A - SITE										
	PURCHASE PRICE OF PROPERTY	APPRAISAL FEES	ESCROW COSTS	SURVEYING COSTS	SITE SUPPORT COSTS	HAZARDOUS WASTE REMOVAL	OTHER SITE COSTS	DTSC FEES	POESSA/ PEA COSTS	APPRAISAL FEES, ESCROW & SURVEYING COSTS
Category Totals:	\$0.00	\$0.00	\$0.00	\$0.00	\$0.00	\$0.00	\$0.00	\$0.00	\$0.00	\$0.00
B - PLANNING										
	ARCHITECT/ ENGINEERING FEES	DSA FEES	CDE FEES	ENERGY ANALYSIS	PRELIMINARY TESTS	OTHER COSTS				
Category Totals:	\$0.00	\$0.00	\$0.00	\$0.00	\$0.00	\$26,639.49				

C - CONSTRUCTION

	MAIN CONSTRUCTION	CONSTRUCTION MANAGEMENT	DEMOLITION	OTHER CONSTRUCTION	INTERIM HOUSING	INSPECTIONS	CONSTRUCTION TESTS	FURNITURE & EQUIPMENT	LABOR COMPLIANCE PROGRAM
Category Totals:	\$3,395,474.33	\$0.00	\$0.00	\$6,395.31	\$0.00	\$1,187.00	\$0.00	\$4,074.91	\$0.00

RA - RELOCATION ASSISTANCE

	TENANT AND OWNER	PARCEL/ REAL ESTATE NUMBER	LAST RESORT HOUSING AND/ OR DOWN PAYMENT/RENTAL ASSISTANCE CCR 6102	DISPLACED BUSINESS EXPENSE	MOVING EXPENSE - ACTUAL OR FIXED CCR 6090(a), 6096	BUSINESS REESTABLISHMENT CCR 6090(i)(1), 6094	IN-LIEU OF BUSINESS EXPENSE	FURNITURE & EQUIPMENT PURCHASE VS. MOVING CCR 6090(b)(5)	LOSS OF GOODWILL CCR 6100
Category Totals:	\$0.00	\$0.00	\$0.00	\$0.00	\$11,583.00	\$0.00	\$0.00	\$0.00	\$0.00
Project Total:	\$3,445,154.04								

PROJECT: 011-0709 - CRITTENDEN - SITE IMPROVEMENTS/FIELDS

A - SITE

	PURCHASE PRICE OF PROPERTY	APPRAISAL FEES	ESCROW COSTS	SURVEYING COSTS	SITE SUPPORT COSTS	HAZARDOUS WASTE REMOVAL	OTHER SITE COSTS	DTSC FEES	POESSA/ PEA COSTS	APPRAISAL FEES, ESCROW & SURVEYING COSTS
Category Totals:	\$0.00	\$0.00	\$0.00	\$0.00	\$0.00	\$0.00	\$918,427.90	\$0.00	\$0.00	\$0.00

B - PLANNING

	ARCHITECT/ ENGINEERING FEES	DSA FEES	CDE FEES	ENERGY ANALYSIS	PRELIMINARY TESTS	OTHER COSTS
Category Totals:	\$95,344.58	\$0.00	\$0.00	\$0.00	\$0.00	\$12,532.06

C - CONSTRUCTION

	MAIN CONSTRUCTION	CONSTRUCTION MANAGEMENT	DEMOLITION	OTHER CONSTRUCTION	INTERIM HOUSING	INSPECTIONS	CONSTRUCTION TESTS	FURNITURE & EQUIPMENT	LABOR COMPLIANCE PROGRAM
Category Totals:	\$0.00	\$61,606.52	\$0.00	\$7,407.10	\$1,502.82	\$31,200.00	\$0.00	\$0.00	\$0.00
Project Total:	\$1,128,020.98								

PROJECT: 011-0718 - CRITTENDEN - RESTROOMS

B - PLANNING

	ARCHITECT/ ENGINEERING FEES	DSA FEES	CDE FEES	ENERGY ANALYSIS	PRELIMINARY TESTS	OTHER COSTS
Category Totals:	\$0.00	\$0.00	\$0.00	\$0.00	\$0.00	\$0.00
Project Total:	\$0.00					

PROJECT: 011-0721 - CRITTENDEN - MPR MOD/CONSTRUCTION

B - PLANNING

	ARCHITECT/ ENGINEERING FEES	DSA FEES	CDE FEES	ENERGY ANALYSIS	PRELIMINARY TESTS	OTHER COSTS
Category Totals:	\$0.00	\$0.00	\$0.00	\$0.00	\$0.00	\$6,232.05

C - CONSTRUCTION

	MAIN CONSTRUCTION	CONSTRUCTION MANAGEMENT	DEMOLITION	OTHER CONSTRUCTION	INTERIM HOUSING	INSPECTIONS	CONSTRUCTION TESTS	FURNITURE & EQUIPMENT	LABOR COMPLIANCE PROGRAM
Category Totals:	\$0.00	\$0.00	\$0.00	\$34,591.04	\$0.00	\$0.00	\$0.00	\$40.00	\$0.00
Project Total:	\$40,863.09								

PROJECT: 011-0723 - CRITTENDEN - FURNITURE/FIXTURES/EQUIPMENT

B - PLANNING

	ARCHITECT/ ENGINEERING FEES	DSA FEES	CDE FEES	ENERGY ANALYSIS	PRELIMINARY TESTS	OTHER COSTS				
Category Totals:	\$0.00	\$0.00	\$0.00	\$0.00	\$0.00	\$1,430.32				

C - CONSTRUCTION

	MAIN CONSTRUCTION	CONSTRUCTION MANAGEMENT	DEMOLITION	OTHER CONSTRUCTION	INTERIM HOUSING	INSPECTIONS	CONSTRUCTION TESTS	FURNITURE & EQUIPMENT	LABOR COMPLIANCE PROGRAM	
Category Totals:	\$9,380.00	\$0.00	\$0.00	\$0.00	\$0.00	\$0.00	\$0.00	\$313,013.65	\$0.00	
Project Total:	\$323,823.97									

PROJECT: 011-0724 - CRITTENDEN - KITCHEN MOD/CONSTRUCTION

B - PLANNING

	ARCHITECT/ ENGINEERING FEES	DSA FEES	CDE FEES	ENERGY ANALYSIS	PRELIMINARY TESTS	OTHER COSTS				
Category Totals:	\$0.00	\$0.00	\$0.00	\$0.00	\$0.00	\$18,933.58				

C - CONSTRUCTION

	MAIN CONSTRUCTION	CONSTRUCTION MANAGEMENT	DEMOLITION	OTHER CONSTRUCTION	INTERIM HOUSING	INSPECTIONS	CONSTRUCTION TESTS	FURNITURE & EQUIPMENT	LABOR COMPLIANCE PROGRAM	
Category Totals:	\$300,366.00	\$14.54	\$0.00	\$2,500.00	\$0.00	\$987.00	\$0.00	\$50,543.24	\$0.00	
Project Total:	\$373,344.36									

PROJECT: 011-0726 - CRITTENDEN - DEFERRED MAINTENANCE

A - SITE

	PURCHASE PRICE OF PROPERTY	APPRAISAL FEES	ESCROW COSTS	SURVEYING COSTS	SITE SUPPORT COSTS	HAZARDOUS WASTE REMOVAL	OTHER SITE COSTS	DTSC FEES	POESSA/ PEA COSTS	APPRAISAL FEES, ESCROW & SURVEYING COSTS
Category Totals:	\$0.00	\$0.00	\$0.00	\$0.00	\$0.00	\$0.00	\$813.00	\$0.00	\$0.00	\$0.00

B - PLANNING

	ARCHITECT/ ENGINEERING FEES	DSA FEES	CDE FEES	ENERGY ANALYSIS	PRELIMINARY TESTS	OTHER COSTS				
Category Totals:	\$0.00	\$0.00	\$0.00	\$0.00	\$0.00	\$10,564.00				

C - CONSTRUCTION

	MAIN CONSTRUCTION	CONSTRUCTION MANAGEMENT	DEMOLITION	OTHER CONSTRUCTION	INTERIM HOUSING	INSPECTIONS	CONSTRUCTION TESTS	FURNITURE & EQUIPMENT	LABOR COMPLIANCE PROGRAM	
Category Totals:	\$11,406.20	\$0.00	\$0.00	\$0.00	\$0.00	\$0.00	\$0.00	\$0.28	\$0.00	
Project Total:	\$22,783.48									

PROJECT: 011-0728 - CRITTENDEN - PORTABLE REFRESH PROJECT

B - PLANNING

	ARCHITECT/ ENGINEERING FEES	DSA FEES	CDE FEES	ENERGY ANALYSIS	PRELIMINARY TESTS	OTHER COSTS				
Category Totals:	\$0.00	\$0.00	\$0.00	\$0.00	\$0.00	\$0.00				
Project Total:	\$0.00									

PROJECT: 013-0701 - COOPER - CONSTRUCTION PROG MANAGEMENT

B - PLANNING

	ARCHITECT/ ENGINEERING FEES	DSA FEES	CDE FEES	ENERGY ANALYSIS	PRELIMINARY TESTS	OTHER COSTS			
Category Totals:	\$0.00	\$0.00	\$0.00	\$0.00	\$0.00	\$1,568.75			
Project Total:	\$1,568.75								

PROJECT: 013-0726 - COOPER - DEFERRED MAINTENANCE

B - PLANNING

	ARCHITECT/ ENGINEERING FEES	DSA FEES	CDE FEES	ENERGY ANALYSIS	PRELIMINARY TESTS	OTHER COSTS			
Category Totals:	\$0.00	\$0.00	\$0.00	\$0.00	\$0.00	\$0.00			
Project Total:	\$0.00								

PROJECT: 014-0002 - GRAHAM - PHASE 2-NEW CONSTRUCTION & PROGRAM MANAGE

B - PLANNING

	ARCHITECT/ ENGINEERING FEES	DSA FEES	CDE FEES	ENERGY ANALYSIS	PRELIMINARY TESTS	OTHER COSTS			
Category Totals:	\$0.00	\$0.00	\$0.00	\$0.00	\$0.00	\$1,602.25			

C - CONSTRUCTION

	MAIN CONSTRUCTION	CONSTRUCTION MANAGEMENT	DEMOLITION	OTHER CONSTRUCTION	INTERIM HOUSING	INSPECTIONS	CONSTRUCTION TESTS	FURNITURE & EQUIPMENT	LABOR COMPLIANCE PROGRAM
Category Totals:	\$0.00	\$0.00	\$0.00	\$0.00	\$0.00	\$0.00	\$0.00	\$1,505.65	\$0.00
Project Total:	\$3,107.90								

PROJECT: 014-0003 - GRAHAM - PHASE 3- AUDITORIUM & PROGRAM MANAGEMENT

B - PLANNING

	ARCHITECT/ ENGINEERING FEES	DSA FEES	CDE FEES	ENERGY ANALYSIS	PRELIMINARY TESTS	OTHER COSTS			
Category Totals:	\$5,779.35	\$0.00	\$0.00	\$0.00	\$0.00	\$26,009.69			

C - CONSTRUCTION

	MAIN CONSTRUCTION	CONSTRUCTION MANAGEMENT	DEMOLITION	OTHER CONSTRUCTION	INTERIM HOUSING	INSPECTIONS	CONSTRUCTION TESTS	FURNITURE & EQUIPMENT	LABOR COMPLIANCE PROGRAM
Category Totals:	\$316,887.59	\$0.00	\$0.00	\$12,428.25	\$0.00	\$15,351.59	\$0.00	\$0.00	\$0.00
Project Total:	\$376,456.47								

PROJECT: 014-0570 - GRAHAM - TECHNOLOGY AND DATA INFRASTRUCTURE

B - PLANNING

	ARCHITECT/ ENGINEERING FEES	DSA FEES	CDE FEES	ENERGY ANALYSIS	PRELIMINARY TESTS	OTHER COSTS			
Category Totals:	\$0.00	\$0.00	\$0.00	\$0.00	\$0.00	\$27,791.13			

C - CONSTRUCTION

	MAIN CONSTRUCTION	CONSTRUCTION MANAGEMENT	DEMOLITION	OTHER CONSTRUCTION	INTERIM HOUSING	INSPECTIONS	CONSTRUCTION TESTS	FURNITURE & EQUIPMENT	LABOR COMPLIANCE PROGRAM
Category Totals:	\$10,144.55	\$0.00	\$0.00	\$0.00	\$0.00	\$0.00	\$0.00	\$356,082.13	\$0.00
Project Total:	\$394,017.81								

PROJECT: 014-0700 - GRAHAM - CAPITAL PROJECTS SERVICES

B - PLANNING

	ARCHITECT/ ENGINEERING FEES	DSA FEES	CDE FEES	ENERGY ANALYSIS	PRELIMINARY TESTS	OTHER COSTS				
Category Totals:	\$0.00	\$0.00	\$0.00	\$0.00	\$0.00	\$0.00				
Project Total:	\$0.00									

PROJECT: 014-0701 - GRAHAM - CONSTRUCTION PROG MANAGEMENT

A - SITE

	PURCHASE PRICE OF PROPERTY	APPRAISAL FEES	ESCROW COSTS	SURVEYING COSTS	SITE SUPPORT COSTS	HAZARDOUS WASTE REMOVAL	OTHER SITE COSTS	DTSC FEES	POESSA/ PEA COSTS	APPRAISAL FEES, ESCROW & SURVEYING COSTS
Category Totals:	\$0.00	\$0.00	\$0.00	\$0.00	\$0.00	\$0.00	\$3,600.00	\$0.00	\$0.00	\$0.00

B - PLANNING

	ARCHITECT/ ENGINEERING FEES	DSA FEES	CDE FEES	ENERGY ANALYSIS	PRELIMINARY TESTS	OTHER COSTS				
Category Totals:	\$1,912,206.07	\$0.00	\$0.00	\$3,928.00	\$0.00	\$356,479.20				

C - CONSTRUCTION

	MAIN CONSTRUCTION	CONSTRUCTION MANAGEMENT	DEMOLITION	OTHER CONSTRUCTION	INTERIM HOUSING	INSPECTIONS	CONSTRUCTION TESTS	FURNITURE & EQUIPMENT	LABOR COMPLIANCE PROGRAM	
Category Totals:	\$579,515.05	\$737,084.99	\$0.00	\$132,655.36	\$13,133.38	\$100,233.05	\$0.00	\$76,942.52	\$0.00	

RA - RELOCATION ASSISTANCE

	TENANT AND OWNER	PARCEL/ REAL ESTATE NUMBER	LAST RESORT HOUSING AND/ OR DOWN PAYMENT/RENTAL ASSISTANCE CCR 6102	DISPLACED BUSINESS EXPENSE	MOVING EXPENSE - ACTUAL OR FIXED CCR 6090(a), 6096	BUSINESS REESTABLISHMENT CCR 6090(i)(1), 6094	IN-LIEU OF BUSINESS EXPENSE	FURNITURE & EQUIPMENT PURCHASE VS. MOVING CCR 6090(b)(5)	LOSS OF GOODWILL CCR 6100	
Category Totals:	\$0.00	\$0.00	\$0.00	\$0.00	\$97,097.56	\$0.00	\$0.00	\$0.00	\$0.00	
Project Total:	\$4,012,875.18									

PROJECT: 014-0705 - GRAHAM - AUDITORIUM CONSTRUCT/MAINTENANCE

A - SITE

	PURCHASE PRICE OF PROPERTY	APPRAISAL FEES	ESCROW COSTS	SURVEYING COSTS	SITE SUPPORT COSTS	HAZARDOUS WASTE REMOVAL	OTHER SITE COSTS	DTSC FEES	POESSA/ PEA COSTS	APPRAISAL FEES, ESCROW & SURVEYING COSTS
Category Totals:	\$0.00	\$0.00	\$0.00	\$0.00	\$0.00	\$0.00	\$5,527.79	\$0.00	\$0.00	\$0.00

B - PLANNING

	ARCHITECT/ ENGINEERING FEES	DSA FEES	CDE FEES	ENERGY ANALYSIS	PRELIMINARY TESTS	OTHER COSTS				
Category Totals:	\$93,679.15	\$0.00	\$0.00	\$0.00	\$0.00	\$21,270.35				

C - CONSTRUCTION

	MAIN CONSTRUCTION	CONSTRUCTION MANAGEMENT	DEMOLITION	OTHER CONSTRUCTION	INTERIM HOUSING	INSPECTIONS	CONSTRUCTION TESTS	FURNITURE & EQUIPMENT	LABOR COMPLIANCE PROGRAM	
Category Totals:	\$2,663,325.89	\$74,047.92	\$0.00	\$35,366.00	\$0.00	\$101,250.00	\$17,092.75	\$15,594.23	\$0.00	
Project Total:	\$3,027,154.08									

PROJECT: 014-0707 - GRAHAM - CLASSROOM/BUILDING - NEW

B - PLANNING

	ARCHITECT/ ENGINEERING FEES	DSA FEES	CDE FEES	ENERGY ANALYSIS	PRELIMINARY TESTS	OTHER COSTS				
Category Totals:	\$838.56	\$0.00	\$0.00	\$0.00	\$0.00	\$10,655.36				

C - CONSTRUCTION

	MAIN CONSTRUCTION	CONSTRUCTION MANAGEMENT	DEMOLITION	OTHER CONSTRUCTION	INTERIM HOUSING	INSPECTIONS	CONSTRUCTION TESTS	FURNITURE & EQUIPMENT	LABOR COMPLIANCE PROGRAM	
Category Totals:	\$645,173.44	\$0.00	\$0.00	\$0.00	\$0.00	\$0.00	\$0.00	\$0.00	\$0.00	\$0.00

RA - RELOCATION ASSISTANCE

	TENANT AND OWNER	PARCEL/ REAL ESTATE NUMBER	LAST RESORT HOUSING AND/ OR DOWN PAYMENT/RENTAL ASSISTANCE CCR 6102	DISPLACED BUSINESS EXPENSE	MOVING EXPENSE - ACTUAL OR FIXED CCR 6090(a), 6096	BUSINESS REESTABLISHMENT CCR 6090(i)(1), 6094	IN-LIEU OF BUSINESS EXPENSE	FURNITURE & EQUIPMENT PURCHASE VS. MOVING CCR 6090(b)(5)	LOSS OF GOODWILL CCR 6100	
Category Totals:	\$0.00	\$0.00	\$0.00	\$0.00	\$0.00	\$0.00	\$0.00	\$0.00	\$0.00	
Project Total:	\$656,667.36									

PROJECT: 014-0708 - GRAHAM - CLASSROOM/BUILDING - MODERNIZATION

A - SITE

	PURCHASE PRICE OF PROPERTY	APPRAISAL FEES	ESCROW COSTS	SURVEYING COSTS	SITE SUPPORT COSTS	HAZARDOUS WASTE REMOVAL	OTHER SITE COSTS	DTSC FEES	POESSA/ PEA COSTS	APPRAISAL FEES, ESCROW & SURVEYING COSTS
Category Totals:	\$0.00	\$0.00	\$0.00	\$0.00	\$0.00	\$0.00	\$534,268.74	\$0.00	\$0.00	\$0.00

B - PLANNING

	ARCHITECT/ ENGINEERING FEES	DSA FEES	CDE FEES	ENERGY ANALYSIS	PRELIMINARY TESTS	OTHER COSTS				
Category Totals:	\$51,641.92	\$0.00	\$0.00	\$0.00	\$0.00	\$64,645.09				

C - CONSTRUCTION

	MAIN CONSTRUCTION	CONSTRUCTION MANAGEMENT	DEMOLITION	OTHER CONSTRUCTION	INTERIM HOUSING	INSPECTIONS	CONSTRUCTION TESTS	FURNITURE & EQUIPMENT	LABOR COMPLIANCE PROGRAM	
Category Totals:	\$8,226,690.72	\$8.06	\$0.00	\$1,183.50	\$0.00	\$16,694.00	\$0.00	\$10,251.40	\$0.00	

RA - RELOCATION ASSISTANCE

	TENANT AND OWNER	PARCEL/ REAL ESTATE NUMBER	LAST RESORT HOUSING AND/ OR DOWN PAYMENT/RENTAL ASSISTANCE CCR 6102	DISPLACED BUSINESS EXPENSE	MOVING EXPENSE - ACTUAL OR FIXED CCR 6090(a), 6096	BUSINESS REESTABLISHMENT CCR 6090(i)(1), 6094	IN-LIEU OF BUSINESS EXPENSE	FURNITURE & EQUIPMENT PURCHASE VS. MOVING CCR 6090(b)(5)	LOSS OF GOODWILL CCR 6100	
Category Totals:	\$0.00	\$0.00	\$0.00	\$0.00	\$11,383.00	\$0.00	\$0.00	\$0.00	\$0.00	
Project Total:	\$8,916,766.43									

PROJECT: 014-0709 - GRAHAM - SITE IMPROVEMENTS/FIELDS

A - SITE

	PURCHASE PRICE OF PROPERTY	APPRAISAL FEES	ESCROW COSTS	SURVEYING COSTS	SITE SUPPORT COSTS	HAZARDOUS WASTE REMOVAL	OTHER SITE COSTS	DTSC FEES	POESSA/ PEA COSTS	APPRAISAL FEES, ESCROW & SURVEYING COSTS
Category Totals:	\$0.00	\$0.00	\$0.00	\$0.00	\$0.00	\$0.00	\$32,853.11	\$0.00	\$0.00	\$0.00

B - PLANNING

	ARCHITECT/ ENGINEERING FEES	DSA FEES	CDE FEES	ENERGY ANALYSIS	PRELIMINARY TESTS	OTHER COSTS				
Category Totals:	\$18,800.00	\$0.00	\$0.00	\$0.00	\$0.00	\$429.00				

C - CONSTRUCTION

	MAIN CONSTRUCTION	CONSTRUCTION MANAGEMENT	DEMOLITION	OTHER CONSTRUCTION	INTERIM HOUSING	INSPECTIONS	CONSTRUCTION TESTS	FURNITURE & EQUIPMENT	LABOR COMPLIANCE PROGRAM	
Category Totals:	\$0.00	\$0.00	\$0.00	\$24,199.57	\$0.00	\$0.00	\$0.00	\$0.00	\$0.00	
Project Total:	\$76,281.68									

PROJECT: 014-0711 - GRAHAM - SECURITY SYSTEM - NEW CONSTRUCTION

C - CONSTRUCTION										
	MAIN CONSTRUCTION	CONSTRUCTION MANAGEMENT	DEMOLITION	OTHER CONSTRUCTION	INTERIM HOUSING	INSPECTIONS	CONSTRUCTION TESTS	FURNITURE & EQUIPMENT	LABOR COMPLIANCE PROGRAM	
Category Totals:	\$0.00	\$0.00	\$0.00	\$115,934.62	\$0.00	\$0.00	\$0.00	\$0.00	\$0.00	\$0.00
Project Total:	\$115,934.62									

PROJECT: 014-0718 - GRAHAM - RESTROOMS

B - PLANNING										
	ARCHITECT/ENGINEERING FEES	DSA FEES	CDE FEES	ENERGY ANALYSIS	PRELIMINARY TESTS	OTHER COSTS				
Category Totals:	\$0.00	\$0.00	\$0.00	\$0.00	\$0.00	\$0.00				
Project Total:	\$0.00									

PROJECT: 014-0721 - GRAHAM - MPR MODERNIZATION/CONSTRUCTION

B - PLANNING										
	ARCHITECT/ENGINEERING FEES	DSA FEES	CDE FEES	ENERGY ANALYSIS	PRELIMINARY TESTS	OTHER COSTS				
Category Totals:	\$838.56	\$0.00	\$0.00	\$0.00	\$0.00	\$0.00				

C - CONSTRUCTION										
	MAIN CONSTRUCTION	CONSTRUCTION MANAGEMENT	DEMOLITION	OTHER CONSTRUCTION	INTERIM HOUSING	INSPECTIONS	CONSTRUCTION TESTS	FURNITURE & EQUIPMENT	LABOR COMPLIANCE PROGRAM	
Category Totals:	\$10,000.00	\$0.00	\$0.00	\$0.00	\$0.00	\$0.00	\$0.00	\$0.00	\$0.00	\$0.00
Project Total:	\$10,838.56									

PROJECT: 014-0723 - GRAHAM - FURNITURE/FIXTURES/EQUIPMENT

B - PLANNING										
	ARCHITECT/ENGINEERING FEES	DSA FEES	CDE FEES	ENERGY ANALYSIS	PRELIMINARY TESTS	OTHER COSTS				
Category Totals:	\$0.00	\$0.00	\$0.00	\$0.00	\$0.00	\$26,654.11				

C - CONSTRUCTION										
	MAIN CONSTRUCTION	CONSTRUCTION MANAGEMENT	DEMOLITION	OTHER CONSTRUCTION	INTERIM HOUSING	INSPECTIONS	CONSTRUCTION TESTS	FURNITURE & EQUIPMENT	LABOR COMPLIANCE PROGRAM	
Category Totals:	\$52,893.00	\$0.00	\$0.00	\$0.00	\$0.00	\$0.00	\$0.00	\$296,466.86	\$0.00	
Project Total:	\$376,013.97									

PROJECT: 014-0724 - GRAHAM - KITCHEN MOD/CONSTRUCTION

B - PLANNING										
	ARCHITECT/ENGINEERING FEES	DSA FEES	CDE FEES	ENERGY ANALYSIS	PRELIMINARY TESTS	OTHER COSTS				
Category Totals:	\$0.00	\$0.00	\$0.00	\$0.00	\$0.00	\$117.57				

C - CONSTRUCTION										
	MAIN CONSTRUCTION	CONSTRUCTION MANAGEMENT	DEMOLITION	OTHER CONSTRUCTION	INTERIM HOUSING	INSPECTIONS	CONSTRUCTION TESTS	FURNITURE & EQUIPMENT	LABOR COMPLIANCE PROGRAM	
Category Totals:	\$31,786.59	\$110.00	\$0.00	\$43,637.00	\$0.00	\$1,096.00	\$0.00	\$24,847.38	\$0.00	
Project Total:	\$101,594.54									

PROJECT: 014-0726 - GRAHAM - DEFERRED MAINTENANCE

A - SITE										
	PURCHASE PRICE OF PROPERTY	APPRAISAL FEES	ESCROW COSTS	SURVEYING COSTS	SITE SUPPORT COSTS	HAZARDOUS WASTE REMOVAL	OTHER SITE COSTS	DTSC FEES	POESSA/ PEA COSTS	APPRAISAL FEES, ESCROW & SURVEYING COSTS
Category Totals:	\$0.00	\$0.00	\$0.00	\$0.00	\$0.00	\$0.00	\$2,570.00	\$0.00	\$0.00	\$0.00
B - PLANNING										
	ARCHITECT/ ENGINEERING FEES	DSA FEES	CDE FEES	ENERGY ANALYSIS	PRELIMINARY TESTS	OTHER COSTS				
Category Totals:	\$0.00	\$0.00	\$0.00	\$0.00	\$0.00	\$4,710.00				
C - CONSTRUCTION										
	MAIN CONSTRUCTION	CONSTRUCTION MANAGEMENT	DEMOLITION	OTHER CONSTRUCTION	INTERIM HOUSING	INSPECTIONS	CONSTRUCTION TESTS	FURNITURE & EQUIPMENT	LABOR COMPLIANCE PROGRAM	
Category Totals:	\$76,565.86	\$0.00	\$0.00	\$0.00	\$0.00	\$0.00	\$0.00	\$12,285.74	\$0.00	
RA - RELOCATION ASSISTANCE										
	TENANT AND OWNER	PARCEL/ REAL ESTATE NUMBER	LAST RESORT HOUSING AND/ OR DOWN PAYMENT/RENTAL ASSISTANCE CCR 6102	DISPLACED BUSINESS EXPENSE	MOVING EXPENSE - ACTUAL OR FIXED CCR 6090(a), 6096	BUSINESS REESTABLISHMENT CCR 6090(i)(1), 6094	IN-LIEU OF BUSINESS EXPENSE	FURNITURE & EQUIPMENT PURCHASE VS. MOVING CCR 6090(b)(5)	LOSS OF GOODWILL CCR 6100	
Category Totals:	\$0.00	\$0.00	\$0.00	\$0.00	\$10,007.50	\$0.00	\$0.00	\$0.00	\$0.00	
Project Total:	\$106,139.10									

PROJECT: 014-0728 - GRAHAM - PORTABLE REFRESH PROJECT

B - PLANNING										
	ARCHITECT/ ENGINEERING FEES	DSA FEES	CDE FEES	ENERGY ANALYSIS	PRELIMINARY TESTS	OTHER COSTS				
Category Totals:	\$0.00	\$0.00	\$0.00	\$0.00	\$0.00	\$0.00				
Project Total:	\$0.00									

PROJECT: 014-1202 - GRAHAM -GOAL 1-B/PHASE 2-NEW CONSTR & PROGRAM MGMT

C - CONSTRUCTION										
	MAIN CONSTRUCTION	CONSTRUCTION MANAGEMENT	DEMOLITION	OTHER CONSTRUCTION	INTERIM HOUSING	INSPECTIONS	CONSTRUCTION TESTS	FURNITURE & EQUIPMENT	LABOR COMPLIANCE PROGRAM	
Category Totals:	\$0.00	\$0.00	\$0.00	\$0.00	\$0.00	\$0.00	\$0.00	\$0.00	\$0.00	
Project Total:	\$0.00									

PROJECT: 015-0000 - STEVENSON - SITEWIDE

A - SITE										
	PURCHASE PRICE OF PROPERTY	APPRAISAL FEES	ESCROW COSTS	SURVEYING COSTS	SITE SUPPORT COSTS	HAZARDOUS WASTE REMOVAL	OTHER SITE COSTS	DTSC FEES	POESSA/ PEA COSTS	APPRAISAL FEES, ESCROW & SURVEYING COSTS
Category Totals:	\$0.00	\$0.00	\$0.00	\$0.00	\$0.00	\$0.00	\$16,672.50	\$0.00	\$0.00	\$0.00
C - CONSTRUCTION										
	MAIN CONSTRUCTION	CONSTRUCTION MANAGEMENT	DEMOLITION	OTHER CONSTRUCTION	INTERIM HOUSING	INSPECTIONS	CONSTRUCTION TESTS	FURNITURE & EQUIPMENT	LABOR COMPLIANCE PROGRAM	
Category Totals:	\$0.00	\$14,659.00	\$0.00	\$0.00	\$0.00	\$0.00	\$0.00	\$0.00	\$0.00	
Project Total:	\$31,331.50									

PROJECT: 015-0001 - STEVENSON - PHASE 1-TEMP HOUSING & PROGRAM MANAGE.

B - PLANNING										
	ARCHITECT/ ENGINEERING FEES	DSA FEES	CDE FEES	ENERGY ANALYSIS	PRELIMINARY TESTS	OTHER COSTS				
Category Totals:	\$7,202.50	\$0.00	\$0.00	\$0.00	\$0.00	\$0.00				
Project Total:	\$7,202.50									

PROJECT: 015-0701 - STEVENSON - CONSTRUCTION PROGRAM MANAGEMENT

A - SITE										
	PURCHASE PRICE OF PROPERTY	APPRAISAL FEES	ESCROW COSTS	SURVEYING COSTS	SITE SUPPORT COSTS	HAZARDOUS WASTE REMOVAL	OTHER SITE COSTS	DTSC FEES	POESSA/ PEA COSTS	APPRAISAL FEES, ESCROW & SURVEYING COSTS
Category Totals:	\$0.00	\$0.00	\$0.00	\$0.00	\$0.00	\$0.00	\$6,530.00	\$0.00	\$0.00	\$0.00

B - PLANNING										
	ARCHITECT/ ENGINEERING FEES	DSA FEES	CDE FEES	ENERGY ANALYSIS	PRELIMINARY TESTS	OTHER COSTS				
Category Totals:	\$22,757.50	\$0.00	\$0.00	\$0.00	\$0.00	\$1,453.63				

C - CONSTRUCTION										
	MAIN CONSTRUCTION	CONSTRUCTION MANAGEMENT	DEMOLITION	OTHER CONSTRUCTION	INTERIM HOUSING	INSPECTIONS	CONSTRUCTION TESTS	FURNITURE & EQUIPMENT	LABOR COMPLIANCE PROGRAM	
Category Totals:	\$0.00	\$563,990.22	\$0.00	\$0.00	\$0.00	\$0.00	\$0.00	\$0.00	\$0.00	\$0.00
Project Total:	\$594,731.35									

PROJECT: 015-0707 - STEVENSON - CLASSROOM/BUILDING - NEW

A - SITE										
	PURCHASE PRICE OF PROPERTY	APPRAISAL FEES	ESCROW COSTS	SURVEYING COSTS	SITE SUPPORT COSTS	HAZARDOUS WASTE REMOVAL	OTHER SITE COSTS	DTSC FEES	POESSA/ PEA COSTS	APPRAISAL FEES, ESCROW & SURVEYING COSTS
Category Totals:	\$0.00	\$0.00	\$0.00	\$0.00	\$0.00	\$0.00	\$30,000.00	\$0.00	\$0.00	\$0.00

B - PLANNING										
	ARCHITECT/ ENGINEERING FEES	DSA FEES	CDE FEES	ENERGY ANALYSIS	PRELIMINARY TESTS	OTHER COSTS				
Category Totals:	\$922,512.44	\$0.00	\$0.00	\$0.00	\$0.00	\$188,463.31				

C - CONSTRUCTION										
	MAIN CONSTRUCTION	CONSTRUCTION MANAGEMENT	DEMOLITION	OTHER CONSTRUCTION	INTERIM HOUSING	INSPECTIONS	CONSTRUCTION TESTS	FURNITURE & EQUIPMENT	LABOR COMPLIANCE PROGRAM	
Category Totals:	\$16,819,140.60	\$4,765.66	\$0.00	\$404,097.45	\$0.00	\$347,840.00	\$165,994.90	\$51,539.60	\$0.00	
Project Total:	\$18,934,353.96									

PROJECT: 015-0709 - STEVENSON - SITE IMPROVEMENTS/FIELDS

A - SITE										
	PURCHASE PRICE OF PROPERTY	APPRAISAL FEES	ESCROW COSTS	SURVEYING COSTS	SITE SUPPORT COSTS	HAZARDOUS WASTE REMOVAL	OTHER SITE COSTS	DTSC FEES	POESSA/ PEA COSTS	APPRAISAL FEES, ESCROW & SURVEYING COSTS
Category Totals:	\$0.00	\$0.00	\$0.00	\$0.00	\$0.00	\$0.00	\$0.00	\$0.00	\$0.00	\$0.00

B - PLANNING										
	ARCHITECT/ ENGINEERING FEES	DSA FEES	CDE FEES	ENERGY ANALYSIS	PRELIMINARY TESTS	OTHER COSTS				
Category Totals:	\$0.00	\$0.00	\$0.00	\$0.00	\$0.00	\$0.00				

C - CONSTRUCTION										
	MAIN CONSTRUCTION	CONSTRUCTION MANAGEMENT	DEMOLITION	OTHER CONSTRUCTION	INTERIM HOUSING	INSPECTIONS	CONSTRUCTION TESTS	FURNITURE & EQUIPMENT	LABOR COMPLIANCE PROGRAM	
Category Totals:	\$0.00	\$0.00	\$0.00	\$0.00	\$0.00	\$0.00	\$0.00	\$0.00	\$0.00	\$0.00
Project Total:	\$0.00									

PROJECT: 015-0719 - STEVENSON - TEMP HOUSING CONSTRUCTION PROJECT

B - PLANNING										
	ARCHITECT/ ENGINEERING FEES	DSA FEES	CDE FEES	ENERGY ANALYSIS	PRELIMINARY TESTS	OTHER COSTS				
Category Totals:	\$0.00	\$0.00	\$0.00	\$0.00	\$0.00	\$341,649.14				

C - CONSTRUCTION										
	MAIN CONSTRUCTION	CONSTRUCTION MANAGEMENT	DEMOLITION	OTHER CONSTRUCTION	INTERIM HOUSING	INSPECTIONS	CONSTRUCTION TESTS	FURNITURE & EQUIPMENT	LABOR COMPLIANCE PROGRAM	
Category Totals:	\$4,444,575.12	\$973.74	\$0.00	\$99,116.01	\$90,360.56	\$30,000.00	\$32,708.25	\$71,234.06	\$0.00	
Project Total:	\$5,110,616.88									

PROJECT: 015-0721 - STEVENSON - MPR MOD/CONSTRUCTION

B - PLANNING										
	ARCHITECT/ ENGINEERING FEES	DSA FEES	CDE FEES	ENERGY ANALYSIS	PRELIMINARY TESTS	OTHER COSTS				
Category Totals:	\$0.00	\$0.00	\$0.00	\$0.00	\$0.00	\$56,550.00				

C - CONSTRUCTION										
	MAIN CONSTRUCTION	CONSTRUCTION MANAGEMENT	DEMOLITION	OTHER CONSTRUCTION	INTERIM HOUSING	INSPECTIONS	CONSTRUCTION TESTS	FURNITURE & EQUIPMENT	LABOR COMPLIANCE PROGRAM	
Category Totals:	\$0.00	\$0.00	\$0.00	\$0.00	\$0.00	\$1,881.00	\$0.00	\$0.00	\$0.00	
Project Total:	\$58,431.00									

PROJECT: 015-0723 - STEVENSON - FURNITURE/FIXTURES/EQUIPMENT

C - CONSTRUCTION										
	MAIN CONSTRUCTION	CONSTRUCTION MANAGEMENT	DEMOLITION	OTHER CONSTRUCTION	INTERIM HOUSING	INSPECTIONS	CONSTRUCTION TESTS	FURNITURE & EQUIPMENT	LABOR COMPLIANCE PROGRAM	
Category Totals:	\$0.00	\$0.00	\$0.00	\$9,000.00	\$0.00	\$0.00	\$0.00	\$10,962.28	\$0.00	
Project Total:	\$19,962.28									

PROJECT: 015-0799 - STEVENSON - MISCELLANEOUS CLOSE-OUT PROJECT

B - PLANNING										
	ARCHITECT/ ENGINEERING FEES	DSA FEES	CDE FEES	ENERGY ANALYSIS	PRELIMINARY TESTS	OTHER COSTS				
Category Totals:	\$34,485.46	\$0.00	\$0.00	\$0.00	\$0.00	\$3,910.74				
Project Total:	\$38,396.20									

PROJECT: 016-0001 - MISTRAL -PHASE 1-TEMP HOUSING & PROGRAM MANAGEMENT

B - PLANNING										
	ARCHITECT/ ENGINEERING FEES	DSA FEES	CDE FEES	ENERGY ANALYSIS	PRELIMINARY TESTS	OTHER COSTS				
Category Totals:	\$0.00	\$0.00	\$0.00	\$0.00	\$0.00	\$1,881.35				
Project Total:	\$1,881.35									

PROJECT: 016-0701 - MISTRAL - CONSTRUCTION PROG MANAGEMENT

B - PLANNING

	ARCHITECT/ ENGINEERING FEES	DSA FEES	CDE FEES	ENERGY ANALYSIS	PRELIMINARY TESTS	OTHER COSTS				
Category Totals:	\$556,902.32	\$0.00	\$0.00	\$0.00	\$0.00	\$87,700.49				

C - CONSTRUCTION

	MAIN CONSTRUCTION	CONSTRUCTION MANAGEMENT	DEMOLITION	OTHER CONSTRUCTION	INTERIM HOUSING	INSPECTIONS	CONSTRUCTION TESTS	FURNITURE & EQUIPMENT	LABOR COMPLIANCE PROGRAM	
Category Totals:	\$0.00	\$713,592.50	\$0.00	\$1,710.00	\$0.00	\$1,040.50	\$0.00	\$1,350.00	\$0.00	
Project Total:	\$1,362,295.81									

PROJECT: 016-0707 - MISTRAL - CLASSROOM/BUILDING - NEW

B - PLANNING

	ARCHITECT/ ENGINEERING FEES	DSA FEES	CDE FEES	ENERGY ANALYSIS	PRELIMINARY TESTS	OTHER COSTS				
Category Totals:	\$105.00	\$0.00	\$0.00	\$0.00	\$0.00	\$0.00				

C - CONSTRUCTION

	MAIN CONSTRUCTION	CONSTRUCTION MANAGEMENT	DEMOLITION	OTHER CONSTRUCTION	INTERIM HOUSING	INSPECTIONS	CONSTRUCTION TESTS	FURNITURE & EQUIPMENT	LABOR COMPLIANCE PROGRAM	
Category Totals:	\$0.00	\$0.00	\$0.00	\$0.00	\$0.00	\$0.00	\$0.00	\$0.00	\$0.00	
Project Total:	\$105.00									

PROJECT: 016-0708 - MISTRAL - CLASSROOM/BUILDING - MODERNIZATION

B - PLANNING

	ARCHITECT/ ENGINEERING FEES	DSA FEES	CDE FEES	ENERGY ANALYSIS	PRELIMINARY TESTS	OTHER COSTS				
Category Totals:	\$1,108,249.85	\$0.00	\$0.00	\$0.00	\$0.00	\$133,779.58				

C - CONSTRUCTION

	MAIN CONSTRUCTION	CONSTRUCTION MANAGEMENT	DEMOLITION	OTHER CONSTRUCTION	INTERIM HOUSING	INSPECTIONS	CONSTRUCTION TESTS	FURNITURE & EQUIPMENT	LABOR COMPLIANCE PROGRAM	
Category Totals:	\$10,789,167.09	\$14,721.88	\$0.00	\$0.00	\$1,945.14	\$96,070.00	\$34,745.78	\$110,587.37	\$0.00	
Project Total:	\$12,289,266.69									

PROJECT: 016-0719 - MISTRAL - TEMP HOUSING CONSTRUCTION PROJ

A - SITE

	PURCHASE PRICE OF PROPERTY	APPRAISAL FEES	ESCROW COSTS	SURVEYING COSTS	SITE SUPPORT COSTS	HAZARDOUS WASTE REMOVAL	OTHER SITE COSTS	DTSC FEES	POESSA/ PEA COSTS	APPRAISAL FEES, ESCROW & SURVEYING COSTS
Category Totals:	\$0.00	\$0.00	\$0.00	\$0.00	\$0.00	\$0.00	\$268,919.00	\$0.00	\$0.00	\$0.00

B - PLANNING

	ARCHITECT/ ENGINEERING FEES	DSA FEES	CDE FEES	ENERGY ANALYSIS	PRELIMINARY TESTS	OTHER COSTS				
Category Totals:	(\$39,360.11)	\$0.00	\$0.00	\$0.00	\$0.00	\$16,691.06				

C - CONSTRUCTION

	MAIN CONSTRUCTION	CONSTRUCTION MANAGEMENT	DEMOLITION	OTHER CONSTRUCTION	INTERIM HOUSING	INSPECTIONS	CONSTRUCTION TESTS	FURNITURE & EQUIPMENT	LABOR COMPLIANCE PROGRAM	
Category Totals:	\$0.00	\$36.04	\$0.00	\$374,873.62	\$893.40	\$18,140.00	\$6,115.75	\$4,277.85	\$0.00	
Project Total:	\$650,586.61									

PROJECT: 016-0723 - MISTRAL - FURNITURE/FIXTURES/EQUIPMENT

C - CONSTRUCTION

	MAIN CONSTRUCTION	CONSTRUCTION MANAGEMENT	DEMOLITION	OTHER CONSTRUCTION	INTERIM HOUSING	INSPECTIONS	CONSTRUCTION TESTS	FURNITURE & EQUIPMENT	LABOR COMPLIANCE PROGRAM
Category Totals:	\$0.00	\$0.00	\$0.00	\$0.00	\$0.00	\$0.00	\$0.00	\$1,616.74	\$0.00
Project Total:	\$1,616.74								

PROJECT: 026-0701 - PRESCHOOL - LATHAM - CONSTRUCTION PROG MANAGEMENT

B - PLANNING

	ARCHITECT/ENGINEERING FEES	DSA FEES	CDE FEES	ENERGY ANALYSIS	PRELIMINARY TESTS	OTHER COSTS
Category Totals:	\$20,114.84	\$0.00	\$0.00	\$0.00	\$0.00	\$0.00
Project Total:	\$20,114.84					

PROJECT: 026-0708 - PRESCHOOL - LATHAM - CLASSROOM/BUILDING - MODERNIZ

B - PLANNING

	ARCHITECT/ENGINEERING FEES	DSA FEES	CDE FEES	ENERGY ANALYSIS	PRELIMINARY TESTS	OTHER COSTS
Category Totals:	\$0.00	\$0.00	\$0.00	\$0.00	\$0.00	\$7,922.50

C - CONSTRUCTION

	MAIN CONSTRUCTION	CONSTRUCTION MANAGEMENT	DEMOLITION	OTHER CONSTRUCTION	INTERIM HOUSING	INSPECTIONS	CONSTRUCTION TESTS	FURNITURE & EQUIPMENT	LABOR COMPLIANCE PROGRAM
Category Totals:	\$44,434.00	\$0.00	\$0.00	\$19,340.00	\$0.00	\$0.00	\$0.00	\$0.00	\$0.00
Project Total:	\$71,696.50								

PROJECT: 026-0728 - PRESCHOOL - LATHAM - PORTABLE REFRESH PROJECT

B - PLANNING

	ARCHITECT/ENGINEERING FEES	DSA FEES	CDE FEES	ENERGY ANALYSIS	PRELIMINARY TESTS	OTHER COSTS
Category Totals:	\$0.00	\$0.00	\$0.00	\$0.00	\$0.00	\$0.00
Project Total:	\$0.00					

GRAND TOTALS

A - SITE

	PURCHASE PRICE OF PROPERTY	APPRAISAL FEES	ESCROW COSTS	SURVEYING COSTS	SITE SUPPORT COSTS	HAZARDOUS WASTE REMOVAL	OTHER SITE COSTS	DTSC FEES	POESSA/PEA COSTS	APPRAISAL FEES, ESCROW & SURVEYING COSTS
Site:	\$0.00	\$0.00	\$0.00	\$0.00	\$0.00	\$0.00	\$8,880,921.19	\$0.00	\$0.00	\$0.00

B - PLANNING

	ARCHITECT/ENGINEERING FEES	DSA FEES	CDE FEES	ENERGY ANALYSIS	PRELIMINARY TESTS	OTHER COSTS
Planning:	\$14,268,232.00	\$0.00	\$0.00	\$96,930.00	\$0.00	\$5,463,233.72

C - CONSTRUCTION

	MAIN CONSTRUCTION	CONSTRUCTION MANAGEMENT	DEMOLITION	OTHER CONSTRUCTION	INTERIM HOUSING	INSPECTIONS	CONSTRUCTION TESTS	FURNITURE & EQUIPMENT	LABOR COMPLIANCE PROGRAM
Construction:	\$159,366,900.00	\$7,020,794.78	\$61,886.00	\$3,171,424.97	\$987,495.67	\$2,711,100.14	\$861,512.48	\$2,948,609.64	\$0.00

RA - RELOCATION ASSISTANCE

	TENANT AND OWNER	PARCEL/REAL ESTATE NUMBER	LAST RESORT HOUSING AND/OR DOWN PAYMENT/RENTAL ASSISTANCE CCR 6102	DISPLACED BUSINESS EXPENSE	MOVING EXPENSE - ACTUAL OR FIXED CCR 6090(A), 6096	BUSINESS REESTABLISHMENT CCR 6090(I)(1), 6094	IN-LIEU OF BUSINESS EXPENSE	FURNITURE & EQUIPMENT PURCHASE VS. MOVING CCR 6090(B)(5)	LOSS OF GOODWILL CCR
Relocation Assistance:	\$0.00	\$0.00	\$0.00	\$0.00	\$253,277.81	\$0.00	\$0.00	\$0.00	\$0.00

GRAND TOTAL (ALL CATEGORIES)

Total:	\$206,092,318.40								
--------	------------------	--	--	--	--	--	--	--	--

Cumulative Report for Multi-Funded Projects

**from Inception to
September 15, 2020**



Mountain View Whisman School District
Budget Report Breakdown by Location for Multi-Funded Projects
As of September 15, 2020

Location Code	Description	Measure G and COP Funds			Other Funds				Grand Total
		Measure G Total	COP Total	Subtotal	Previous Bond Balance	Deferred Maintenance Balance	Developer Fee Balances	Shoreline EERJPA Balance	
000	Districtwide (Cost of Issuance)	\$ 348,000	\$ 447,060	\$ 795,060	\$ -	\$ -	\$ -	\$ -	\$ 795,060
001	District Office Building	\$ -	\$ 8,898,375	\$ 8,898,375					\$ 8,898,375
002	Bubb	\$ 17,578,577	\$ 136,714	\$ 17,715,291	\$ -	\$ -	\$ -	\$ -	\$ 17,715,291
003	Castro	\$ 30,982,804	\$ 241,657	\$ 31,224,461	\$ -	\$ -	\$ -	\$ -	\$ 31,224,461
004	Huff	\$ 17,087,775	\$ 129,104	\$ 17,216,879	\$ -	\$ -	\$ -	\$ -	\$ 17,216,879
005	Landels	\$ 17,426,327	\$ 136,755	\$ 17,563,082	\$ -	\$ -	\$ -	\$ -	\$ 17,563,082
006	Monta Loma	\$ 18,732,728	\$ 4,635	\$ 18,737,363	\$ -	\$ -	\$ -	\$ -	\$ 18,737,363
007	Vargas	\$ 48,502	\$ 27,901,100	\$ 27,949,602	\$ -	\$ -	\$ -	\$ -	\$ 27,949,602
008	Theuerkauf	\$ 12,236,436	\$ 11,424	\$ 12,247,860	\$ -	\$ -	\$ -	\$ -	\$ 12,247,860
009	Districtwide	\$ 2,051,116	\$ 3,576,144	\$ 5,627,260	\$ 3,719	\$ -	\$ -	\$ -	\$ 5,630,979
011	Crittenden	\$ 32,508,705	\$ 39,517	\$ 32,548,222	\$ 9,388	\$ 1,000,000	\$ 3,550,000	\$ -	\$ 37,107,610
013	Cooper	\$ 1,569	\$ 24,500	\$ 26,069	\$ -	\$ -	\$ -	\$ -	\$ 26,069
014	Graham	\$ 18,177,848	\$ 11,279	\$ 18,189,126	\$ 784,192	\$ -	\$ 2,450,000	\$ 7,427,794	\$ 28,851,113
015	Stevenson	\$ 25,366,609	\$ 357,724	\$ 25,724,332	\$ -	\$ -	\$ -	\$ -	\$ 25,724,332
016	Mistral	\$ 14,309,752	\$ 4,132	\$ 14,313,884	\$ -	\$ -	\$ -	\$ -	\$ 14,313,884
025	Preschool - Montecito	\$ -	\$ 418,203	\$ 418,203					\$ 418,203
026	Preschool - Latham	\$ 91,811	\$ 13,459	\$ 105,270	\$ -	\$ -	\$ -	\$ -	\$ 105,270
TOTAL		\$ 206,948,558	\$ 42,351,781	\$ 249,300,339	\$ 797,299	\$ 1,000,000	\$ 6,000,000	\$ 7,427,794	\$ 264,525,432

Measure T Overview

On March 3, 2020, 69.5% of the local voters passed Measure T, which will generate funding to provide safe/modern classrooms, arts/science labs at neighborhood schools for quality education; relieve student overcrowding; replace aging roofs, inefficient heating/ventilation systems; upgrade, acquire, construct classrooms, facilities, sites/equipment of the for Mountain View Whisman School District students and staff. The approval percentage was the highest in Santa Clara County of the school bond measures on the ballot.

Measure T will generate up to \$259 million and will ensure our schools continue to provide safe and modern learning environments for our students; for both those who attend now, and those coming to the District in the short-term. Additionally, the District will be able to provide staff and teacher housing at low rental rates to keep them in Mountain View and pay off construction loans to increase the District's flexibility in dealing with long-term growth. Funds will be generated through the sale of general obligation bonds, which are repaid through assessments on residential and commercial property located within the Mountain View Whisman School District. The annual cost to local property owners is limited to \$30 per \$100,000 of assessed property value.

All projects funded by the issuance of Measure T general obligation bonds are subject to review both by the District's Board of Trustees and by an independent citizens' oversight committee. The District also provides many public forums to present progress and seek input from community members, parents, and staff.

The first series of bonds were issued as noted below:

Measure T – General Obligation Bonds

Series A – Issued 5/19/2020	\$ 85,000,000
Remaining Bond Authorization	<u>\$174,000,000</u>
Total Bond Authorization	<u>\$259,000,000</u>

Measure T Bond Summary

Series A Bonds Issued	\$ 85,000,000
Interest Earned	\$ 90,247
Trustee Deposit	<u>\$ 19,901</u>
Total Revenues in Fund 212	<u>\$ 85,110,148</u>

Project Expenditures as of 9/15/2020	\$ 38,701,325
Encumbrances Remaining (Contracts)	<u>\$ 815,431</u>
Total Current Project Budgets	<u>\$ 39,516,756</u>
Funds Remaining for Additional Projects	<u>\$ 45,593,392</u>
Total Projects for Series A	<u>\$ 85,110,148</u>

Measure T Financial Summary Breakdown of Improvements by Campus

Location Code	Description (A)	Budget Total (B)	Encumbered (C)	Disbursements (D)	Budget Remaining (B-C)	Encumbered Balance (C-D)
001	District Office	\$ 6,803	\$ 6,803	\$ -	\$ -	\$ 6,803
002	Bubb	\$ 28,908	\$ 28,908	\$ (8,784)	\$ -	\$ 20,124
003	Castro	\$ 28,536	\$ 28,536	\$ (8,412)	\$ -	\$ 20,124
004	Huff	\$ 27,836	\$ 27,836	\$ (7,712)	\$ -	\$ 20,124
005	Landels	\$ 29,791	\$ 29,791	\$ (9,664)	\$ -	\$ 20,126
006	Monta Loma	\$ 28,959	\$ 28,959	\$ (8,832)	\$ -	\$ 20,126
007	Vargas	\$ 15,174	\$ 15,174	\$ (980)	\$ -	\$ 14,194
008	Theuerkauf	\$ 27,836	\$ 27,836	\$ (7,712)	\$ -	\$ 20,124
009	Districtwide	\$ 38,808,918	\$ 38,808,918	\$ (38,606,407)	\$ -	\$ 202,512
011	Crittenden	\$ 28,825	\$ 28,825	\$ (8,696)	\$ -	\$ 20,128
014	Graham	\$ 28,799	\$ 28,799	\$ (8,672)	\$ -	\$ 20,127
015	Stevenson	\$ 427,836	\$ 427,836	\$ (17,041)	\$ -	\$ 410,795
016	Mistral	\$ 28,536	\$ 28,536	\$ (8,412)	\$ -	\$ 20,124
TOTAL		\$ 39,516,756	\$ 39,516,756	\$ (38,701,325)	\$ -	\$ 815,431

Measure T Financial Summary Breakdown of Improvements by Project Type

Management Code	Description (A)	Budget Total (B)	Encumbered (C)	Disbursements (D)	Budget Remaining (B-C)	Encumbered Balance (C-D)
0700	Capital Projects Services	\$ 936,338	\$ 936,338	\$ (343,154)	\$ -	\$ 593,184
0701	Construction Program Management	\$ 19,063	\$ 19,063	\$ (19,063)	\$ -	\$ -
0702	COP Debt Repayment	\$ 38,253,518	\$ 38,253,518	\$ (38,253,518)	\$ -	\$ -
0727	Solar Program	\$ 141,000	\$ 141,000	\$ (10,780)	\$ -	\$ 130,220
0731	Fencing	\$ 134,103	\$ 134,103	\$ (74,810)	\$ -	\$ 59,293
0732	Lighting	\$ 28,288	\$ 28,288	\$ -	\$ -	\$ 28,288
0733	HVAC	\$ 4,446	\$ 4,446	\$ -	\$ -	\$ 4,446
TOTAL		\$ 39,516,756	\$ 39,516,756	\$ (38,701,325)	\$ -	\$ 815,431

Measure T Master Facilities Plan and Bond Infographics



INCLUDED IN MEASURE T

BENEFITTING ALL SCHOOLS

































































- **Affordable staff housing**
 - Ensures our high-quality teachers and staff can stay in MVWSD
- Vargas Elementary and District Office **construction costs repayment** (certificates of participation)
 - Reduces reliance on lease revenue to free funding for long-term growth solutions

Bond prioritizes:

- **Staff housing**
- **Construction repayment frees up funding for other school projects**







WHAT EACH SCHOOL GETS (3-5 YEARS)








Bubb								
Castro								
Crittenden								
Graham								
Huff								
Landels								
Mistral								
Montal Loma								
Stevenson								
Theuerkauf								
Vargas								

PROJECTS TOUCH EACH SCHOOL


Safety

- Perimeter controls to monitor access onto campuses during school hours 
- Improved site lighting in parking, playground and other areas 
- Separate adult restrooms at playfields 
- Add storage, removing hazards 

Operational Efficiency

- Replace aging mechanical HVAC systems 
- Replace windows with high-performing glass. 
- Add shade structures 
- Add solar arrays to offset electrical costs 
- Add landscaping to reduce heat islands 
- Repair site plumbing lines 
- Upgrade electrical 

Short-Term Growth

- Adding space to Landels and Huff, where the most short-term growth is predicted 

MASTER FACILITIES PLAN

PURPOSE

- 10- year plan
- Describes how MVWSD will modernize and redesign existing school campuses as they age and student population grows
- Continues the planning efforts of the former 2010 facilities plan
- Includes feedback from community

10 YEARS

Addresses:

- **Safety/Operational Efficiency**
- **Short-Term Growth**
- **Long-Term Growth**

FUNDING THE PLAN

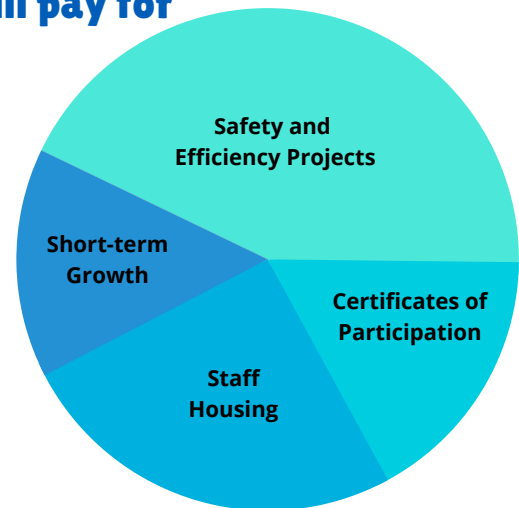
- Former plan documented \$422 million worth of capital projects
- Not every need could be accomplished with Measure G (\$198 million), although many were
- New Bond/Measure T: Cost to taxpayers: \$30 per \$100,000 of assessed (not market) value annually

Measure T Bond prioritizes:

- **Safety/Operational Efficiency**
- **Short-Term Growth**
- **Long-Term Growth – Not Funded**

Bond – March 3, 2020

\$259 million – What Measure T will pay for



NOT INCLUDED IN MEASURE T BOND LONG-TERM GROWTH NEEDS

In the next 5–20 years

Growth concentrated in North

Expected to add 2,500 students to

**MVWSD = 2 new elementary schools and
1000 middle school seats**

- More study and community engagement
- Continued advocacy with developers and City on consistent school strategy
- Explore alternative funding options
- Explore the viability of additional land for new schools

Measure T Construction Projects Master Plan Schedule





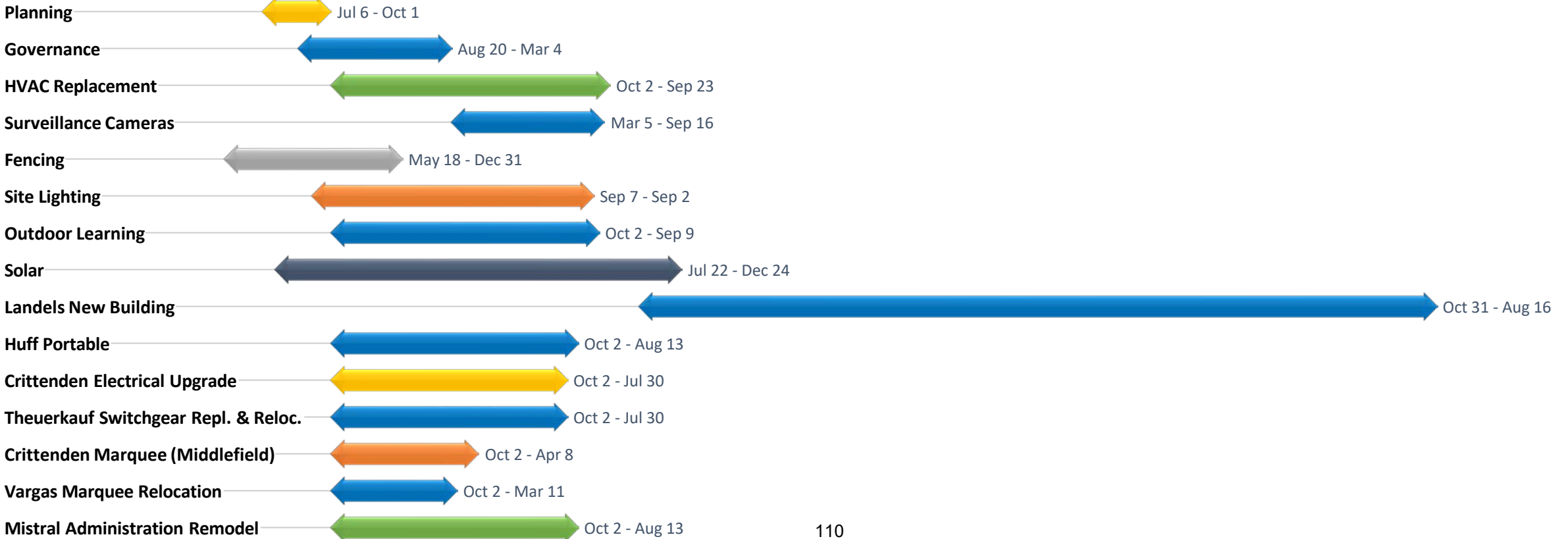
MOUNTAIN VIEW WHISMAN SCHOOL DISTRICT

Measure T Construction Projects
Master Plan Schedule

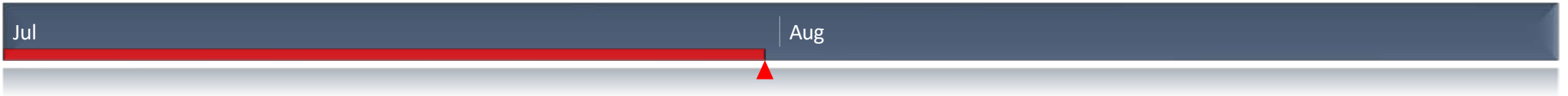
2020



2024



2020



2020

Planning



Jul 6 - Aug 27

Refine Master Plan Increment 1



Jul 6 - Jul 31

Prepare Estimates and Schedules



Aug 3 - Aug 14

Recommended Projects 2020/21



Aug 3 - Aug 14

Refine Project List



Aug 21 - Aug 27

2020



2021

Governance

Aug 20 - Mar 4

BOT Info Project List — Aug 20

BOT Info Camera Policy — Mar 4

BOT Action Architect Pool — Aug 20

BOT Action Consultant RFP's — Aug 20

BOT Action Project List — Sep 3

BOT Action Arch Assignments — Sep 3

2020

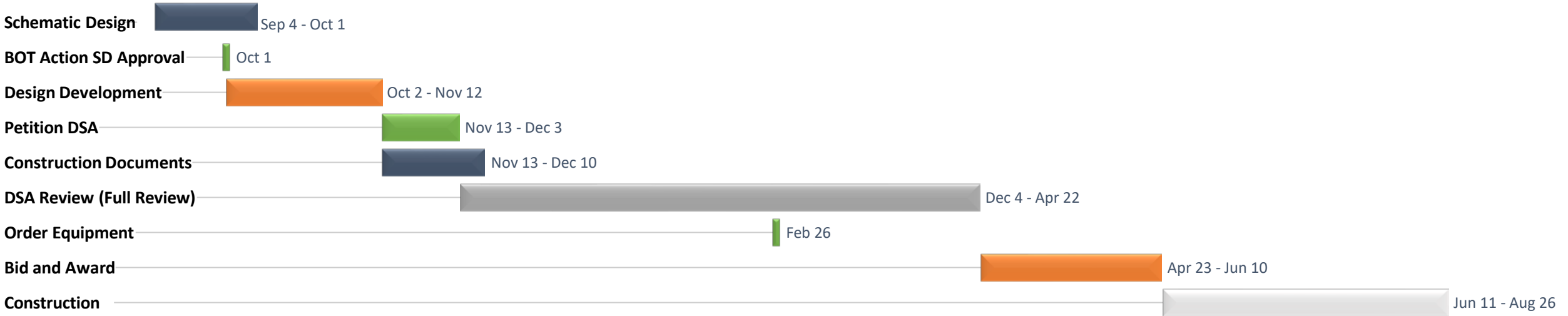


2021

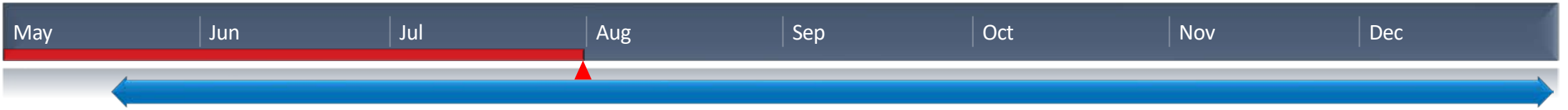


Sep 4 - Aug 26

HVAC Replacement



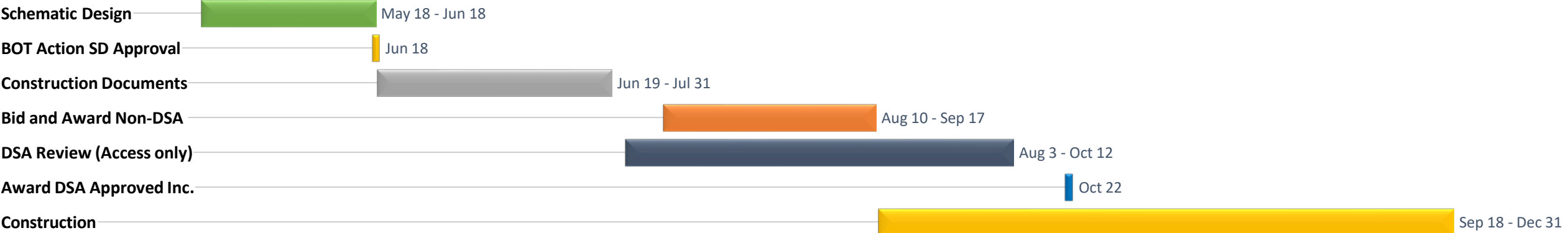
2020



2020

Fencing

May 18 - Dec 31



2021




2021



Mar 5 - Sep 16

Surveillance Cameras



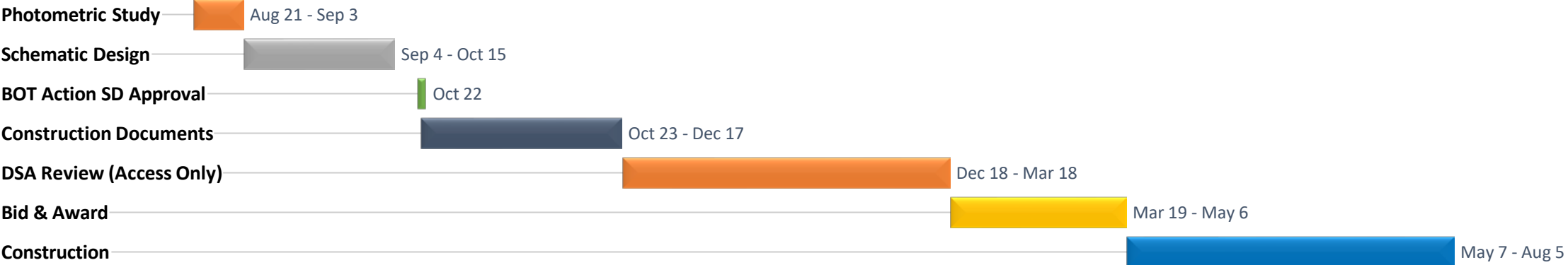
2020

2021



Aug 21 - Aug 5

Site Lighting



2020



2021

Outdoor Learning

Sep 4 - May 27

Schematic Design Sep 4 - Oct 1

BOT Action SD Approval Oct 1

Construction Documents Oct 2 - Nov 26

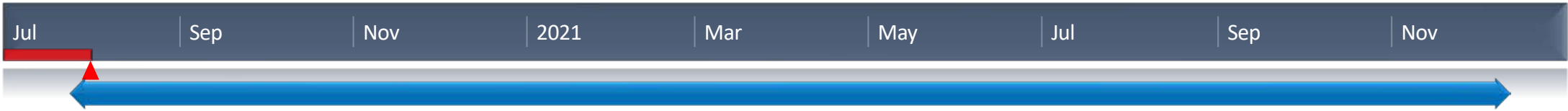
DSA Review (Access Only) Nov 27 - Feb 18

Bid & Award Jan 15 - Mar 4

Construction Mar 5 - May 27

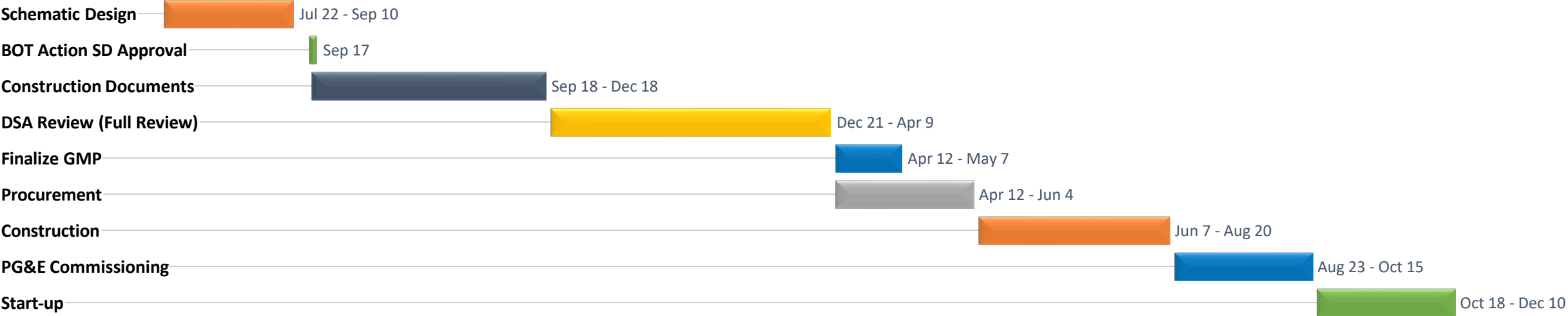
2020

2021



Solar

Jul 22 - Dec 10



2021

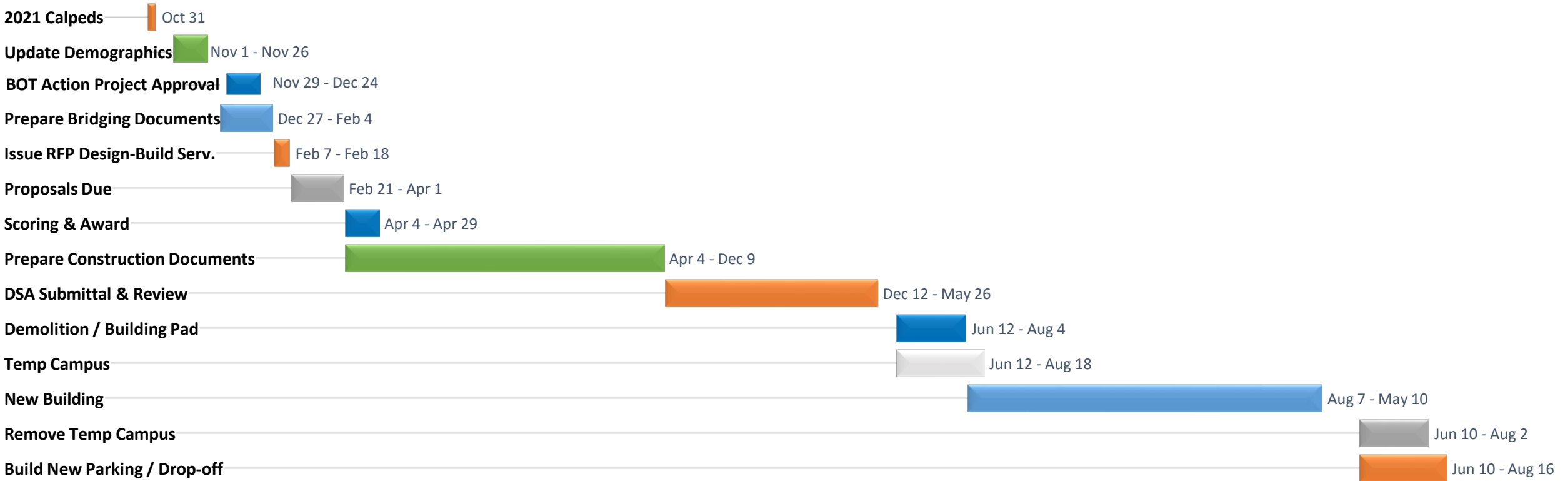


2024



Oct 31 - Aug 16


Landels New Building



2020



2021



Sep 4 - Aug 13

Huff Portable

Schematic Design - Sep 4 - Oct 15

BOT Action SD Approval - Oct 22

Construction Documents - Oct 23 - Dec 3

Bid Piggyback Contract - Oct 23 - Dec 10

DSA Over-the-Counter - Dec 11 - Jan 21

Bid & Award Site Package - Feb 5 - Mar 25

Construction - Jun 7 - Aug 13

2020

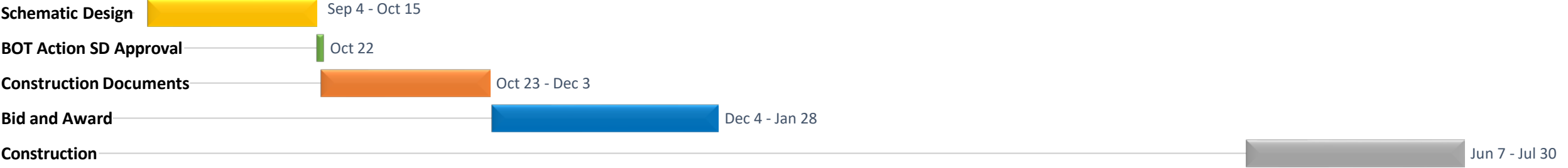


2021



Crittenden Electrical Upgrade

Sep 4 - Jul 30



2020

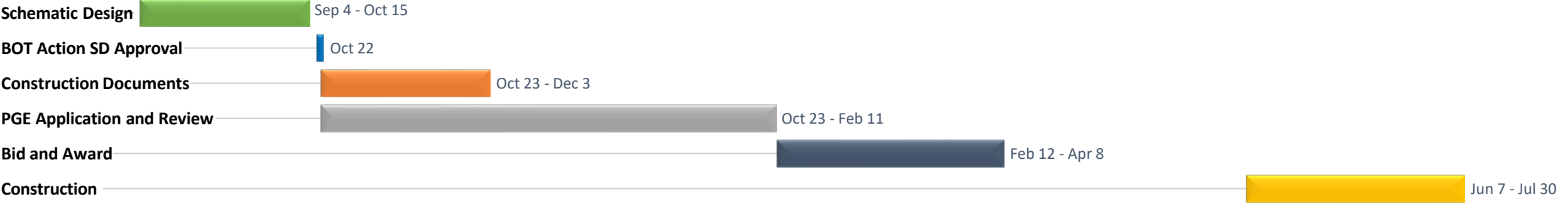


2021



Theuerkauf Switchgear Replacement and Relocation

Sep 4 - Jul 30



2020

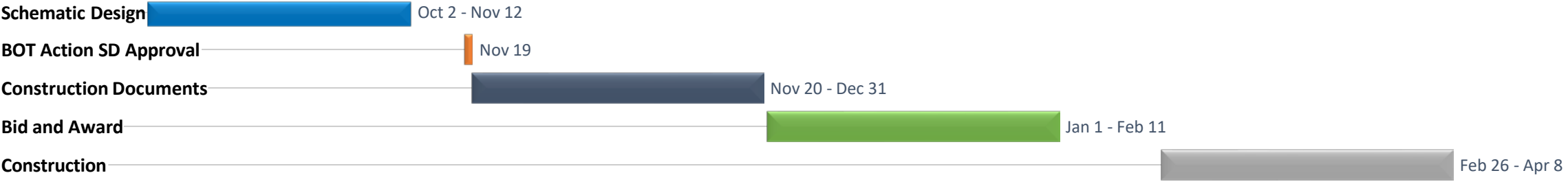


2021



Oct 2 - Apr 8

Crittenden Marquee (Middlefield)



2020



2021



Oct 2 - Mar 11

Vargas Marquee Relocation

Schematic Design Oct 2 - Oct 29

BOT Action SD Approval Nov 5

Construction Documents Nov 6 - Dec 3

Bid and Award Dec 4 - Jan 14

Construction Jan 29 - Mar 11

2020



2021



Mistral Administration Remodel

Oct 2 - Aug 13

Reopen Project with DSA Oct 2 - Dec 3



Bid and Award Dec 4 - Jan 14



Construction Jun 7 - Aug 13



**Cumulative Measure T
Program Overall Summary
Report
by Project**

**from Inception to
September 15, 2020**



Project	Total Budget	Encumbered	Expenditures	Remaining Budget	Encumbered Balance
000-0000 - Undesignated - Districtwide	\$0.00	\$0.00	\$0.00	\$0.00	\$0.00
000 - Undesignated Subtotal:	\$0.00	\$0.00	\$0.00	\$0.00	\$0.00
001-0732 - District Office - Lighting	\$2,356.39	\$2,356.39	\$0.00	\$0.00	\$2,356.39
001-0733 - District Office - HVAC	\$4,446.48	\$4,446.48	\$0.00	\$0.00	\$4,446.48
001 - District Office Subtotal:	\$6,802.87	\$6,802.87	\$0.00	\$0.00	\$6,802.87
002-0727 - Bubb - Solar Program	\$12,818.00	\$12,818.00	(\$980.00)	\$0.00	\$11,838.00
002-0731 - Bubb - Fencing	\$13,733.46	\$13,733.46	(\$7,804.19)	\$0.00	\$5,929.27
002-0732 - Bubb - Lighting	\$2,356.39	\$2,356.39	\$0.00	\$0.00	\$2,356.39
002 - Bubb Subtotal:	\$28,907.85	\$28,907.85	(\$8,784.19)	\$0.00	\$20,123.66
003-0727 - Castro - Solar Program	\$12,818.00	\$12,818.00	(\$980.00)	\$0.00	\$11,838.00
003-0731 - Castro - Fencing	\$13,361.46	\$13,361.46	(\$7,432.19)	\$0.00	\$5,929.27
003-0732 - Castro - Lighting	\$2,356.39	\$2,356.39	\$0.00	\$0.00	\$2,356.39
003 - Castro Subtotal:	\$28,535.85	\$28,535.85	(\$8,412.19)	\$0.00	\$20,123.66
004-0727 - Huff - Solar Program	\$12,818.00	\$12,818.00	(\$980.00)	\$0.00	\$11,838.00
004-0731 - Huff - Fencing	\$12,661.46	\$12,661.46	(\$6,732.19)	\$0.00	\$5,929.27
004-0732 - Huff - Lighting	\$2,356.39	\$2,356.39	\$0.00	\$0.00	\$2,356.39
004 - Huff Subtotal:	\$27,835.85	\$27,835.85	(\$7,712.19)	\$0.00	\$20,123.66
005-0727 - Landels - Solar Program	\$12,818.00	\$12,818.00	(\$980.00)	\$0.00	\$11,838.00
005-0731 - Landels - Fencing	\$14,613.46	\$14,613.46	(\$8,684.19)	\$0.00	\$5,929.27
005-0732 - Landels - Lighting	\$2,359.22	\$2,359.22	\$0.00	\$0.00	\$2,359.22
005 - Landels Subtotal:	\$29,790.68	\$29,790.68	(\$9,664.19)	\$0.00	\$20,126.49
006-0727 - Monta Loma - Solar Program	\$12,818.00	\$12,818.00	(\$980.00)	\$0.00	\$11,838.00
006-0731 - Monta Loma - Fencing	\$13,781.46	\$13,781.46	(\$7,852.19)	\$0.00	\$5,929.27
006-0732 - Monta Loma - Lighting	\$2,359.22	\$2,359.22	\$0.00	\$0.00	\$2,359.22
006 - Monta Loma Subtotal:	\$28,958.68	\$28,958.68	(\$8,832.19)	\$0.00	\$20,126.49
007-0727 - Vargas - Solar Program	\$12,818.00	\$12,818.00	(\$980.00)	\$0.00	\$11,838.00
007-0732 - Vargas - Lighting	\$2,356.39	\$2,356.39	\$0.00	\$0.00	\$2,356.39
007 - Vargas Subtotal:	\$15,174.39	\$15,174.39	(\$980.00)	\$0.00	\$14,194.39
008-0727 - Theuerkauf - Solar Program	\$12,818.00	\$12,818.00	(\$980.00)	\$0.00	\$11,838.00
008-0731 - Theuerkauf - Fencing	\$12,661.46	\$12,661.46	(\$6,732.19)	\$0.00	\$5,929.27
008-0732 - Theuerkauf - Lighting	\$2,356.39	\$2,356.39	\$0.00	\$0.00	\$2,356.39
008 - Theuerkauf Subtotal:	\$27,835.85	\$27,835.85	(\$7,712.19)	\$0.00	\$20,123.66
009-0700 - Districtwide - Capital Projects Services	\$536,337.84	\$536,337.84	(\$333,825.88)	\$0.00	\$202,511.96
009-0701 - Districtwide - Construction Prog Management	\$19,062.90	\$19,062.90	(\$19,062.90)	\$0.00	\$0.00
009-0702 - Districtwide - COP Debt Repayment	\$38,253,517.72	\$38,253,517.72	(\$38,253,517.72)	\$0.00	\$0.00
009-0727 - Districtwide - Solar Program	\$0.00	\$0.00	\$0.00	\$0.00	\$0.00
009 - Districtwide Subtotal:	\$38,808,918.46	\$38,808,918.46	(\$38,606,406.50)	\$0.00	\$202,511.96
011-0727 - Crittenden - Solar Program	\$12,820.00	\$12,820.00	(\$980.00)	\$0.00	\$11,840.00

Project	Total Budget	Encumbered	Expenditures	Remaining Budget	Encumbered Balance
011-0731 - Crittenden - Fencing	\$13,645.46	\$13,645.46	(\$7,716.19)	\$0.00	\$5,929.27
011-0732 - Crittenden - Lighting	\$2,359.22	\$2,359.22	\$0.00	\$0.00	\$2,359.22
011 - Crittenden Subtotal:	\$28,824.68	\$28,824.68	(\$8,696.19)	\$0.00	\$20,128.49
014-0727 - Graham - Solar Program	\$12,818.00	\$12,818.00	(\$980.00)	\$0.00	\$11,838.00
014-0731 - Graham - Fencing	\$13,621.51	\$13,621.51	(\$7,692.19)	\$0.00	\$5,929.32
014-0732 - Graham - Lighting	\$2,359.22	\$2,359.22	\$0.00	\$0.00	\$2,359.22
014 - Graham Subtotal:	\$28,798.73	\$28,798.73	(\$8,672.19)	\$0.00	\$20,126.54
015-0700 - Stevenson - Capital Projects Services	\$400,000.00	\$400,000.00	(\$9,328.40)	\$0.00	\$390,671.60
015-0727 - Stevenson - Solar Program	\$12,818.00	\$12,818.00	(\$980.00)	\$0.00	\$11,838.00
015-0731 - Stevenson - Fencing	\$12,661.46	\$12,661.46	(\$6,732.19)	\$0.00	\$5,929.27
015-0732 - Stevenson - Lighting	\$2,356.39	\$2,356.39	\$0.00	\$0.00	\$2,356.39
015 - Stevenson Subtotal:	\$427,835.85	\$427,835.85	(\$17,040.59)	\$0.00	\$410,795.26
016-0727 - Mistral - Solar Program	\$12,818.00	\$12,818.00	(\$980.00)	\$0.00	\$11,838.00
016-0731 - Mistral - Fencing	\$13,361.46	\$13,361.46	(\$7,432.19)	\$0.00	\$5,929.27
016-0732 - Mistral - Lighting	\$2,356.39	\$2,356.39	\$0.00	\$0.00	\$2,356.39
016 - Mistral Subtotal:	\$28,535.85	\$28,535.85	(\$8,412.19)	\$0.00	\$20,123.66
Grand Total:	\$39,516,755.59	\$39,516,755.59	(\$38,701,324.80)	\$0.00	\$815,430.79

Cumulative Measure T Encumbrance Summary by Vendor

**from Inception to
September 15, 2020**



Project: 001-0732 - District Office - Lighting				
Vendor	Encumbrance	Expenditure	Balance	Description
Aurum Consulting Engineers	\$2,356.39	\$0.00	\$2,356.39	
Project Total:	\$2,356.39	\$0.00	\$2,356.39	001-0732 - District Office - Lighting

Project: 001-0733 - District Office - HVAC				
Vendor	Encumbrance	Expenditure	Balance	Description
Kawap Inc	\$4,446.48	\$0.00	\$4,446.48	
Project Total:	\$4,446.48	\$0.00	\$4,446.48	001-0733 - District Office - HVAC

Project: 002-0727 - Bubb - Solar Program				
Vendor	Encumbrance	Expenditure	Balance	Description
Sage Renewables	\$12,818.00	(\$980.00)	\$11,838.00	
Project Total:	\$12,818.00	(\$980.00)	\$11,838.00	002-0727 - Bubb - Solar Program

Project: 002-0731 - Bubb - Fencing				
Vendor	Encumbrance	Expenditure	Balance	Description
Greystone West Comp	\$8,433.46	(\$3,880.44)	\$4,553.02	
Hibser Yamauchi Architects	\$5,300.00	(\$3,923.75)	\$1,376.25	
Project Total:	\$13,733.46	(\$7,804.19)	\$5,929.27	002-0731 - Bubb - Fencing

Project: 002-0732 - Bubb - Lighting				
Vendor	Encumbrance	Expenditure	Balance	Description
Aurum Consulting Engineers	\$2,356.39	\$0.00	\$2,356.39	
Project Total:	\$2,356.39	\$0.00	\$2,356.39	002-0732 - Bubb - Lighting

Project: 003-0727 - Castro - Solar Program				
Vendor	Encumbrance	Expenditure	Balance	Description
Sage Renewables	\$12,818.00	(\$980.00)	\$11,838.00	
Project Total:	\$12,818.00	(\$980.00)	\$11,838.00	003-0727 - Castro - Solar Program

Project: 003-0731 - Castro - Fencing				
Vendor	Encumbrance	Expenditure	Balance	Description
Greystone West Comp	\$8,061.46	(\$3,508.44)	\$4,553.02	
Hibser Yamauchi Architects	\$5,300.00	(\$3,923.75)	\$1,376.25	
Project Total:	\$13,361.46	(\$7,432.19)	\$5,929.27	003-0731 - Castro - Fencing

Project: 003-0732 - Castro - Lighting				
Vendor	Encumbrance	Expenditure	Balance	Description
Aurum Consulting Engineers	\$2,356.39	\$0.00	\$2,356.39	
Project Total:	\$2,356.39	\$0.00	\$2,356.39	003-0732 - Castro - Lighting

Project: 004-0727 - Huff - Solar Program				
Vendor	Encumbrance	Expenditure	Balance	Description
Sage Renewables	\$12,818.00	(\$980.00)	\$11,838.00	
Project Total:	\$12,818.00	(\$980.00)	\$11,838.00	004-0727 - Huff - Solar Program

Project: 004-0731 - Huff - Fencing				
Vendor	Encumbrance	Expenditure	Balance	Description
Greystone West Comp	\$7,361.46	(\$2,808.44)	\$4,553.02	
Hibser Yamauchi Architects	\$5,300.00	(\$3,923.75)	\$1,376.25	
Project Total:	\$12,661.46	(\$6,732.19)	\$5,929.27	004-0731 - Huff - Fencing

Project: 004-0732 - Huff - Lighting				
Vendor	Encumbrance	Expenditure	Balance	Description
Aurum Consulting Engineers	\$2,356.39	\$0.00	\$2,356.39	
Project Total:	\$2,356.39	\$0.00	\$2,356.39	004-0732 - Huff - Lighting

Project: 005-0727 - Landels - Solar Program				
Vendor	Encumbrance	Expenditure	Balance	Description
Sage Renewables	\$12,818.00	(\$980.00)	\$11,838.00	
Project Total:	\$12,818.00	(\$980.00)	\$11,838.00	005-0727 - Landels - Solar Program

Project: 005-0731 - Landels - Fencing				
Vendor	Encumbrance	Expenditure	Balance	Description
Greystone West Comp	\$9,313.46	(\$4,760.44)	\$4,553.02	
Hibser Yamauchi Architects	\$5,300.00	(\$3,923.75)	\$1,376.25	
Project Total:	\$14,613.46	(\$8,684.19)	\$5,929.27	005-0731 - Landels - Fencing

Project: 005-0732 - Landels - Lighting				
Vendor	Encumbrance	Expenditure	Balance	Description
Aurum Consulting Engineers	\$2,359.22	\$0.00	\$2,359.22	
Project Total:	\$2,359.22	\$0.00	\$2,359.22	005-0732 - Landels - Lighting

Project: 006-0727 - Monta Loma - Solar Program				
Vendor	Encumbrance	Expenditure	Balance	Description
Sage Renewables	\$12,818.00	(\$980.00)	\$11,838.00	
Project Total:	\$12,818.00	(\$980.00)	\$11,838.00	006-0727 - Monta Loma - Solar Program

Project: 006-0731 - Monta Loma - Fencing				
Vendor	Encumbrance	Expenditure	Balance	Description
Greystone West Comp	\$8,481.46	(\$3,928.44)	\$4,553.02	
Hibser Yamauchi Architects	\$5,300.00	(\$3,923.75)	\$1,376.25	
Project Total:	\$13,781.46	(\$7,852.19)	\$5,929.27	006-0731 - Monta Loma - Fencing

Project: 006-0732 - Monta Loma - Lighting				
Vendor	Encumbrance	Expenditure	Balance	Description
Aurum Consulting Engineers	\$2,359.22	\$0.00	\$2,359.22	
Project Total:	\$2,359.22	\$0.00	\$2,359.22	006-0732 - Monta Loma - Lighting

Project: 007-0727 - Vargas - Solar Program				
Vendor	Encumbrance	Expenditure	Balance	Description
Sage Renewables	\$12,818.00	(\$980.00)	\$11,838.00	
Project Total:	\$12,818.00	(\$980.00)	\$11,838.00	007-0727 - Vargas - Solar Program

Project: 007-0732 - Vargas - Lighting				
Vendor	Encumbrance	Expenditure	Balance	Description
Aurum Consulting Engineers	\$2,356.39	\$0.00	\$2,356.39	
Project Total:	\$2,356.39	\$0.00	\$2,356.39	007-0732 - Vargas - Lighting

Project: 008-0727 - Theuerkauf - Solar Program				
Vendor	Encumbrance	Expenditure	Balance	Description
Sage Renewables	\$12,818.00	(\$980.00)	\$11,838.00	
Project Total:	\$12,818.00	(\$980.00)	\$11,838.00	008-0727 - Theuerkauf - Solar Program

Project: 008-0731 - Theuerkauf - Fencing				
Vendor	Encumbrance	Expenditure	Balance	Description
Greystone West Comp	\$7,361.46	(\$2,808.44)	\$4,553.02	
Hibser Yamauchi Architects	\$5,300.00	(\$3,923.75)	\$1,376.25	
Project Total:	\$12,661.46	(\$6,732.19)	\$5,929.27	008-0731 - Theuerkauf - Fencing

Project: 008-0732 - Theuerkauf - Lighting				
Vendor	Encumbrance	Expenditure	Balance	Description
Aurum Consulting Engineers	\$2,356.39	\$0.00	\$2,356.39	
Project Total:	\$2,356.39	\$0.00	\$2,356.39	008-0732 - Theuerkauf - Lighting

Project: 009-0700 - Districtwide - Capital Projects Services				
Vendor	Encumbrance	Expenditure	Balance	Description
California Financial Services	\$54,000.00	\$0.00	\$54,000.00	
Christy White Assoc.	\$4,500.00	\$0.00	\$4,500.00	
M.V.W.S.D.	\$42,429.44	(\$7,066.98)	\$35,362.46	
Orbach Huff Suarez	\$100,000.00	(\$14,475.50)	\$85,524.50	
U.S. Bank	\$310,408.40	(\$310,408.40)	\$0.00	
Wheehehan School Bus	\$25,000.00	(\$1,875.00)	\$23,125.00	
Project Total:	\$536,337.84	(\$333,825.88)	\$202,511.96	009-0700 - Districtwide - Capital Projects Services

Project: 009-0701 - Districtwide - Construction Prog Management				
Vendor	Encumbrance	Expenditure	Balance	Description
Orbach Huff Suarez	\$19,062.90	(\$19,062.90)	\$0.00	
Project Total:	\$19,062.90	(\$19,062.90)	\$0.00	009-0701 - Districtwide - Construction Prog Management

Project: 009-0702 - Districtwide - COP Debt Repayment				
Vendor	Encumbrance	Expenditure	Balance	Description
U.S. Bank	\$38,253,517.72	(\$38,253,517.72)	\$0.00	
Project Total:	\$38,253,517.72	(\$38,253,517.72)	\$0.00	009-0702 - Districtwide - COP Debt Repayment

Project: 009-0727 - Districtwide - Solar Program				
Vendor	Encumbrance	Expenditure	Balance	Description
Sage Renewables	\$0.00	\$0.00	\$0.00	
Project Total:	\$0.00	\$0.00	\$0.00	009-0727 - Districtwide - Solar Program

Project: 011-0727 - Crittenden - Solar Program				
Vendor	Encumbrance	Expenditure	Balance	Description
Sage Renewables	\$12,820.00	(\$980.00)	\$11,840.00	
Project Total:	\$12,820.00	(\$980.00)	\$11,840.00	011-0727 - Crittenden - Solar Program

Project: 011-0731 - Crittenden - Fencing				
Vendor	Encumbrance	Expenditure	Balance	Description
Greystone West Comp	\$8,345.46	(\$3,792.44)	\$4,553.02	
Hibser Yamauchi Architects	\$5,300.00	(\$3,923.75)	\$1,376.25	
Project Total:	\$13,645.46	(\$7,716.19)	\$5,929.27	011-0731 - Crittenden - Fencing

Project: 011-0732 - Crittenden - Lighting				
Vendor	Encumbrance	Expenditure	Balance	Description
Aurum Consulting Engineers	\$2,359.22	\$0.00	\$2,359.22	
Project Total:	\$2,359.22	\$0.00	\$2,359.22	011-0732 - Crittenden - Lighting

Project: 014-0727 - Graham - Solar Program				
Vendor	Encumbrance	Expenditure	Balance	Description
Sage Renewables	\$12,818.00	(\$980.00)	\$11,838.00	
Project Total:	\$12,818.00	(\$980.00)	\$11,838.00	014-0727 - Graham - Solar Program

Project: 014-0731 - Graham - Fencing				
Vendor	Encumbrance	Expenditure	Balance	Description
Greystone West Comp	\$8,321.51	(\$3,768.44)	\$4,553.07	
Hibser Yamauchi Architects	\$5,300.00	(\$3,923.75)	\$1,376.25	
Project Total:	\$13,621.51	(\$7,692.19)	\$5,929.32	014-0731 - Graham - Fencing

Project: 014-0732 - Graham - Lighting				
Vendor	Encumbrance	Expenditure	Balance	Description
Aurum Consulting Engineers	\$2,359.22	\$0.00	\$2,359.22	
Project Total:	\$2,359.22	\$0.00	\$2,359.22	014-0732 - Graham - Lighting

Project: 015-0700 - Stevenson - Capital Projects Services				
Vendor	Encumbrance	Expenditure	Balance	Description
Orbach Huff Suarez	\$400,000.00	(\$9,328.40)	\$390,671.60	
Project Total:	\$400,000.00	(\$9,328.40)	\$390,671.60	015-0700 - Stevenson - Capital Projects Services

Project: 015-0727 - Stevenson - Solar Program				
Vendor	Encumbrance	Expenditure	Balance	Description
Sage Renewables	\$12,818.00	(\$980.00)	\$11,838.00	
Project Total:	\$12,818.00	(\$980.00)	\$11,838.00	015-0727 - Stevenson - Solar Program

Project: 015-0731 - Stevenson - Fencing				
Vendor	Encumbrance	Expenditure	Balance	Description
Greystone West Comp	\$7,361.46	(\$2,808.44)	\$4,553.02	
Hibser Yamauchi Architects	\$5,300.00	(\$3,923.75)	\$1,376.25	
Project Total:	\$12,661.46	(\$6,732.19)	\$5,929.27	015-0731 - Stevenson - Fencing

Project: 015-0732 - Stevenson - Lighting				
Vendor	Encumbrance	Expenditure	Balance	Description
Aurum Consulting Engineers	\$2,356.39	\$0.00	\$2,356.39	
Project Total:	\$2,356.39	\$0.00	\$2,356.39	015-0732 - Stevenson - Lighting

Project: 016-0727 - Mistral - Solar Program

Vendor	Encumbrance	Expenditure	Balance	Description
Sage Renewables	\$12,818.00	(\$980.00)	\$11,838.00	
Project Total:	\$12,818.00	(\$980.00)	\$11,838.00	016-0727 - Mistral - Solar Program

Project: 016-0731 - Mistral - Fencing

Vendor	Encumbrance	Expenditure	Balance	Description
Greystone West Comp	\$8,061.46	(\$3,508.44)	\$4,553.02	
Hibser Yamauchi Architects	\$5,300.00	(\$3,923.75)	\$1,376.25	
Project Total:	\$13,361.46	(\$7,432.19)	\$5,929.27	016-0731 - Mistral - Fencing

Project: 016-0732 - Mistral - Lighting

Vendor	Encumbrance	Expenditure	Balance	Description
Aurum Consulting Engineers	\$2,356.39	\$0.00	\$2,356.39	
Project Total:	\$2,356.39	\$0.00	\$2,356.39	016-0732 - Mistral - Lighting
Grand Total:	\$39,516,755.59	(\$38,701,324.80)	\$815,430.79	Mountain View Whisman School District

Cumulative Measure T Expenditure Summary by Project

**from Inception to
September 15, 2020**



PROJECT: 002-0727 - BUBB - SOLAR PROGRAM

A - SITE

	PURCHASE PRICE OF PROPERTY	APPRAISAL FEES	ESCROW COSTS	SURVEYING COSTS	SITE SUPPORT COSTS	HAZARDOUS WASTE REMOVAL	OTHER SITE COSTS	DTSC FEES	POESSA/ PEA COSTS	APPRAISAL FEES, ESCROW & SURVEYING COSTS
Category Totals:	\$0.00	\$0.00	\$0.00	\$0.00	\$0.00	\$0.00	\$980.00	\$0.00	\$0.00	\$0.00
Project Total:	\$980.00									

PROJECT: 002-0731 - BUBB - FENCING

B - PLANNING

	ARCHITECT/ ENGINEERING FEES	DSA FEES	CDE FEES	ENERGY ANALYSIS	PRELIMINARY TESTS	OTHER COSTS				
Category Totals:	\$3,923.75	\$0.00	\$0.00	\$0.00	\$0.00	\$0.00				

C - CONSTRUCTION

	MAIN CONSTRUCTION	CONSTRUCTION MANAGEMENT	DEMOLITION	OTHER CONSTRUCTI...	INTERIM HOUSING	INSPECTIONS	CONSTRUCTI... TESTS	FURNITURE & EQUIPMENT	LABOR COMPLIANCE PROGRAM	
Category Totals:	\$0.00	\$3,880.44	\$0.00	\$0.00	\$0.00	\$0.00	\$0.00	\$0.00	\$0.00	
Project Total:	\$7,804.19									

PROJECT: 003-0727 - CASTRO - SOLAR PROGRAM

A - SITE

	PURCHASE PRICE OF PROPERTY	APPRAISAL FEES	ESCROW COSTS	SURVEYING COSTS	SITE SUPPORT COSTS	HAZARDOUS WASTE REMOVAL	OTHER SITE COSTS	DTSC FEES	POESSA/ PEA COSTS	APPRAISAL FEES, ESCROW & SURVEYING COSTS
Category Totals:	\$0.00	\$0.00	\$0.00	\$0.00	\$0.00	\$0.00	\$980.00	\$0.00	\$0.00	\$0.00
Project Total:	\$980.00									

PROJECT: 003-0731 - CASTRO - FENCING

B - PLANNING

	ARCHITECT/ ENGINEERING FEES	DSA FEES	CDE FEES	ENERGY ANALYSIS	PRELIMINARY TESTS	OTHER COSTS				
Category Totals:	\$3,923.75	\$0.00	\$0.00	\$0.00	\$0.00	\$0.00				

C - CONSTRUCTION

	MAIN CONSTRUCTION	CONSTRUCTION MANAGEMENT	DEMOLITION	OTHER CONSTRUCTI...	INTERIM HOUSING	INSPECTIONS	CONSTRUCTI...	FURNITURE & EQUIPMENT	LABOR COMPLIANCE PROGRAM	
Category Totals:	\$0.00	\$3,508.44	\$0.00	\$0.00	\$0.00	\$0.00	\$0.00	\$0.00	\$0.00	
Project Total:	\$7,432.19									

PROJECT: 004-0727 - HUFF - SOLAR PROGRAM

A - SITE

	PURCHASE PRICE OF PROPERTY	APPRAISAL FEES	ESCROW COSTS	SURVEYING COSTS	SITE SUPPORT COSTS	HAZARDOUS WASTE REMOVAL	OTHER SITE COSTS	DTSC FEES	POESSA/ PEA COSTS	APPRAISAL FEES, ESCROW & SURVEYING COSTS
Category Totals:	\$0.00	\$0.00	\$0.00	\$0.00	\$0.00	\$0.00	\$980.00	\$0.00	\$0.00	\$0.00
Project Total:	\$980.00									

PROJECT: 004-0731 - HUFF - FENCING

B - PLANNING

	ARCHITECT/ ENGINEERING FEES	DSA FEES	CDE FEES	ENERGY ANALYSIS	PRELIMINARY TESTS	OTHER COSTS				
Category Totals:	\$3,923.75	\$0.00	\$0.00	\$0.00	\$0.00	\$0.00				

C - CONSTRUCTION

	MAIN CONSTRUCTION	CONSTRUCTION MANAGEMENT	DEMOLITION	OTHER CONSTRUCTI...	INTERIM HOUSING	INSPECTIONS	CONSTRUCTI...	FURNITURE & EQUIPMENT	LABOR COMPLIANCE PROGRAM	
Category Totals:	\$0.00	\$2,808.44	\$0.00	\$0.00	\$0.00	\$0.00	\$0.00	\$0.00	\$0.00	
Project Total:	\$6,732.19									

PROJECT: 005-0727 - LANDELS - SOLAR PROGRAM

A - SITE

	PURCHASE PRICE OF PROPERTY	APPRAISAL FEES	ESCROW COSTS	SURVEYING COSTS	SITE SUPPORT COSTS	HAZARDOUS WASTE REMOVAL	OTHER SITE COSTS	DTSC FEES	POESSA/ PEA COSTS	APPRAISAL FEES, ESCROW & SURVEYING COSTS
Category Totals:	\$0.00	\$0.00	\$0.00	\$0.00	\$0.00	\$0.00	\$980.00	\$0.00	\$0.00	\$0.00
Project Total:	\$980.00									

PROJECT: 005-0731 - LANDELS - FENCING

B - PLANNING

	ARCHITECT/ ENGINEERING FEES	DSA FEES	CDE FEES	ENERGY ANALYSIS	PRELIMINARY TESTS	OTHER COSTS				
Category Totals:	\$3,923.75	\$0.00	\$0.00	\$0.00	\$0.00	\$0.00				

C - CONSTRUCTION

	MAIN CONSTRUCTION	CONSTRUCTION MANAGEMENT	DEMOLITION	OTHER CONSTRUCTI...	INTERIM HOUSING	INSPECTIONS	CONSTRUCTI... TESTS	FURNITURE & EQUIPMENT	LABOR COMPLIANCE PROGRAM	
Category Totals:	\$0.00	\$4,760.44	\$0.00	\$0.00	\$0.00	\$0.00	\$0.00	\$0.00	\$0.00	
Project Total:	\$8,684.19									

PROJECT: 006-0727 - MONTA LOMA - SOLAR PROGRAM

A - SITE

	PURCHASE PRICE OF PROPERTY	APPRAISAL FEES	ESCROW COSTS	SURVEYING COSTS	SITE SUPPORT COSTS	HAZARDOUS WASTE REMOVAL	OTHER SITE COSTS	DTSC FEES	POESSA/ PEA COSTS	APPRAISAL FEES, ESCROW & SURVEYING COSTS
Category Totals:	\$0.00	\$0.00	\$0.00	\$0.00	\$0.00	\$0.00	\$980.00	\$0.00	\$0.00	\$0.00
Project Total:	\$980.00									

PROJECT: 006-0731 - MONTA LOMA - FENCING

B - PLANNING

	ARCHITECT/ ENGINEERING FEES	DSA FEES	CDE FEES	ENERGY ANALYSIS	PRELIMINARY TESTS	OTHER COSTS				
Category Totals:	\$3,923.75	\$0.00	\$0.00	\$0.00	\$0.00	\$0.00				

C - CONSTRUCTION

	MAIN CONSTRUCTION	CONSTRUCTION MANAGEMENT	DEMOLITION	OTHER CONSTRUCTI...	INTERIM HOUSING	INSPECTIONS	CONSTRUCTI... TESTS	FURNITURE & EQUIPMENT	LABOR COMPLIANCE PROGRAM	
Category Totals:	\$0.00	\$3,928.44	\$0.00	\$0.00	\$0.00	\$0.00	\$0.00	\$0.00	\$0.00	
Project Total:	\$7,852.19									

PROJECT: 007-0727 - VARGAS - SOLAR PROGRAM

A - SITE

	PURCHASE PRICE OF PROPERTY	APPRAISAL FEES	ESCROW COSTS	SURVEYING COSTS	SITE SUPPORT COSTS	HAZARDOUS WASTE REMOVAL	OTHER SITE COSTS	DTSC FEES	POESSA/ PEA COSTS	APPRAISAL FEES, ESCROW & SURVEYING COSTS
Category Totals:	\$0.00	\$0.00	\$0.00	\$0.00	\$0.00	\$0.00	\$980.00	\$0.00	\$0.00	\$0.00
Project Total:	\$980.00									

PROJECT: 008-0727 - THEUERKAUF - SOLAR PROGRAM

A - SITE

	PURCHASE PRICE OF PROPERTY	APPRAISAL FEES	ESCROW COSTS	SURVEYING COSTS	SITE SUPPORT COSTS	HAZARDOUS WASTE REMOVAL	OTHER SITE COSTS	DTSC FEES	POESSA/ PEA COSTS	APPRAISAL FEES, ESCROW & SURVEYING COSTS
Category Totals:	\$0.00	\$0.00	\$0.00	\$0.00	\$0.00	\$0.00	\$980.00	\$0.00	\$0.00	\$0.00
Project Total:	\$980.00									

PROJECT: 008-0731 - THEUERKAUF - FENCING

B - PLANNING

	ARCHITECT/ ENGINEERING FEES	DSA FEES	CDE FEES	ENERGY ANALYSIS	PRELIMINARY TESTS	OTHER COSTS				
Category Totals:	\$3,923.75	\$0.00	\$0.00	\$0.00	\$0.00	\$0.00				

C - CONSTRUCTION

	MAIN CONSTRUCTION	CONSTRUCTION MANAGEMENT	DEMOLITION	OTHER CONSTRUCTI...	INTERIM HOUSING	INSPECTIONS	CONSTRUCTI... TESTS	FURNITURE & EQUIPMENT	LABOR COMPLIANCE PROGRAM	
Category Totals:	\$0.00	\$2,808.44	\$0.00	\$0.00	\$0.00	\$0.00	\$0.00	\$0.00	\$0.00	
Project Total:	\$6,732.19									

PROJECT: 009-0700 - DISTRICTWIDE - CAPITAL PROJECTS SERVICES

B - PLANNING

	ARCHITECT/ ENGINEERING FEES	DSA FEES	CDE FEES	ENERGY ANALYSIS	PRELIMINARY TESTS	OTHER COSTS				
Category Totals:	\$0.00	\$0.00	\$0.00	\$0.00	\$0.00	\$333,825.88				
Project Total:	\$333,825.88									

PROJECT: 009-0701 - DISTRICTWIDE - CONSTRUCTION PROG MANAGEMENT

B - PLANNING

	ARCHITECT/ ENGINEERING FEES	DSA FEES	CDE FEES	ENERGY ANALYSIS	PRELIMINARY TESTS	OTHER COSTS				
Category Totals:	\$0.00	\$0.00	\$0.00	\$0.00	\$0.00	\$19,062.90				
Project Total:	\$19,062.90									

PROJECT: 009-0702 - DISTRICTWIDE - COP DEBT REPAYMENT

B - PLANNING

	ARCHITECT/ ENGINEERING FEES	DSA FEES	CDE FEES	ENERGY ANALYSIS	PRELIMINARY TESTS	OTHER COSTS				
Category Totals:	\$0.00	\$0.00	\$0.00	\$0.00	\$0.00	\$38,253,517.72				
Project Total:	\$38,253,517.72									

PROJECT: 011-0727 - CRITTENDEN - SOLAR PROGRAM

A - SITE

	PURCHASE PRICE OF PROPERTY	APPRAISAL FEES	ESCROW COSTS	SURVEYING COSTS	SITE SUPPORT COSTS	HAZARDOUS WASTE REMOVAL	OTHER SITE COSTS	DTSC FEES	POESSA/ PEA COSTS	APPRAISAL FEES, ESCROW & SURVEYING COSTS
Category Totals:	\$0.00	\$0.00	\$0.00	\$0.00	\$0.00	\$0.00	\$980.00	\$0.00	\$0.00	\$0.00
Project Total:	\$980.00									

PROJECT: 011-0731 - CRITTENDEN - FENCING

B - PLANNING

	ARCHITECT/ ENGINEERING FEES	DSA FEES	CDE FEES	ENERGY ANALYSIS	PRELIMINARY TESTS	OTHER COSTS				
Category Totals:	\$3,923.75	\$0.00	\$0.00	\$0.00	\$0.00	\$0.00				

C - CONSTRUCTION

	MAIN CONSTRUCTION	CONSTRUCTION MANAGEMENT	DEMOLITION	OTHER CONSTRUCTI...	INTERIM HOUSING	INSPECTIONS	CONSTRUCTI... TESTS	FURNITURE & EQUIPMENT	LABOR COMPLIANCE PROGRAM	
Category Totals:	\$0.00	\$3,792.44	\$0.00	\$0.00	\$0.00	\$0.00	\$0.00	\$0.00	\$0.00	
Project Total:	\$7,716.19									

PROJECT: 014-0727 - GRAHAM - SOLAR PROGRAM

A - SITE

	PURCHASE PRICE OF PROPERTY	APPRAISAL FEES	ESCROW COSTS	SURVEYING COSTS	SITE SUPPORT COSTS	HAZARDOUS WASTE REMOVAL	OTHER SITE COSTS	DTSC FEES	POESSA/ PEA COSTS	APPRAISAL FEES, ESCROW & SURVEYING COSTS
Category Totals:	\$0.00	\$0.00	\$0.00	\$0.00	\$0.00	\$0.00	\$980.00	\$0.00	\$0.00	\$0.00
Project Total:	\$980.00									

PROJECT: 014-0731 - GRAHAM - FENCING

B - PLANNING

	ARCHITECT/ ENGINEERING FEES	DSA FEES	CDE FEES	ENERGY ANALYSIS	PRELIMINARY TESTS	OTHER COSTS				
Category Totals:	\$3,923.75	\$0.00	\$0.00	\$0.00	\$0.00	\$0.00				

C - CONSTRUCTION

	MAIN CONSTRUCTION	CONSTRUCTION MANAGEMENT	DEMOLITION	OTHER CONSTRUCTI...	INTERIM HOUSING	INSPECTIONS	CONSTRUCTI... TESTS	FURNITURE & EQUIPMENT	LABOR COMPLIANCE PROGRAM	
Category Totals:	\$0.00	\$3,768.44	\$0.00	\$0.00	\$0.00	\$0.00	\$0.00	\$0.00	\$0.00	
Project Total:	\$7,692.19									

PROJECT: 015-0700 - STEVENSON - CAPITAL PROJECTS SERVICES

B - PLANNING

	ARCHITECT/ ENGINEERING FEES	DSA FEES	CDE FEES	ENERGY ANALYSIS	PRELIMINARY TESTS	OTHER COSTS				
Category Totals:	\$0.00	\$0.00	\$0.00	\$0.00	\$0.00	\$9,328.40				
Project Total:	\$9,328.40									

PROJECT: 015-0727 - STEVENSON - SOLAR PROGRAM

A - SITE

	PURCHASE PRICE OF PROPERTY	APPRAISAL FEES	ESCROW COSTS	SURVEYING COSTS	SITE SUPPORT COSTS	HAZARDOUS WASTE REMOVAL	OTHER SITE COSTS	DTSC FEES	POESSA/ PEA COSTS	APPRAISAL FEES, ESCROW & SURVEYING COSTS
Category Totals:	\$0.00	\$0.00	\$0.00	\$0.00	\$0.00	\$0.00	\$980.00	\$0.00	\$0.00	\$0.00
Project Total:	\$980.00									

PROJECT: 015-0731 - STEVENSON - FENCING

B - PLANNING

	ARCHITECT/ ENGINEERING FEES	DSA FEES	CDE FEES	ENERGY ANALYSIS	PRELIMINARY TESTS	OTHER COSTS				
Category Totals:	\$3,923.75	\$0.00	\$0.00	\$0.00	\$0.00	\$0.00				

C - CONSTRUCTION

	MAIN CONSTRUCTION	CONSTRUCTION MANAGEMENT	DEMOLITION	OTHER CONSTRUCTI...	INTERIM HOUSING	INSPECTIONS	CONSTRUCTI... TESTS	FURNITURE & EQUIPMENT	LABOR COMPLIANCE PROGRAM	
Category Totals:	\$0.00	\$2,808.44	\$0.00	\$0.00	\$0.00	\$0.00	\$0.00	\$0.00	\$0.00	
Project Total:	\$6,732.19									

PROJECT: 016-0727 - MISTRAL - SOLAR PROGRAM

A - SITE

	PURCHASE PRICE OF PROPERTY	APPRAISAL FEES	ESCROW COSTS	SURVEYING COSTS	SITE SUPPORT COSTS	HAZARDOUS WASTE REMOVAL	OTHER SITE COSTS	DTSC FEES	POESSA/ PEA COSTS	APPRAISAL FEES, ESCROW & SURVEYING COSTS
Category Totals:	\$0.00	\$0.00	\$0.00	\$0.00	\$0.00	\$0.00	\$980.00	\$0.00	\$0.00	\$0.00
Project Total:	\$980.00									

PROJECT: 016-0731 - MISTRAL - FENCING

B - PLANNING

	ARCHITECT/ ENGINEERING FEES	DSA FEES	CDE FEES	ENERGY ANALYSIS	PRELIMINARY TESTS	OTHER COSTS				
Category Totals:	\$3,923.75	\$0.00	\$0.00	\$0.00	\$0.00	\$0.00				

C - CONSTRUCTION

	MAIN CONSTRUCTION	CONSTRUCTION MANAGEMENT	DEMOLITION	OTHER CONSTRUCTI...	INTERIM HOUSING	INSPECTIONS	CONSTRUCTI... TESTS	FURNITURE & EQUIPMENT	LABOR COMPLIANCE PROGRAM	
Category Totals:	\$0.00	\$3,508.44	\$0.00	\$0.00	\$0.00	\$0.00	\$0.00	\$0.00	\$0.00	
Project Total:	\$7,432.19									

GRAND TOTALS

A - SITE

	PURCHASE PRICE OF PROPERTY	APPRAISAL FEES	ESCROW COSTS	SURVEYING COSTS	SITE SUPPORT COSTS	HAZARDOUS WASTE REMOVAL	OTHER SITE COSTS	DTSC FEES	POESSA/PEA COSTS	APPRAISAL FEES, ESCROW & SURVEYING COSTS
Site:	\$0.00	\$0.00	\$0.00	\$0.00	\$0.00	\$0.00	\$10,780.00	\$0.00	\$0.00	\$0.00

B - PLANNING

	ARCHITECT/ENGINEERING FEES	DSA FEES	CDE FEES	ENERGY ANALYSIS	PRELIMINARY TESTS	OTHER COSTS				
Planning:	\$39,237.50	\$0.00	\$0.00	\$0.00	\$0.00	\$38,615,734.90				

C - CONSTRUCTION

	MAIN CONSTRUCTION	CONSTRUCTION MANAGEMENT	DEMOLITION	OTHER CONSTRUCTION	INTERIM HOUSING	INSPECTIONS	CONSTRUCTION TESTS	FURNITURE & EQUIPMENT	LABOR COMPLIANCE PROGRAM	
Construction:	\$0.00	\$35,572.40	\$0.00	\$0.00	\$0.00	\$0.00	\$0.00	\$0.00	\$0.00	

GRAND TOTAL (ALL CATEGORIES)

Total:	\$38,701,324.80									
---------------	-----------------	--	--	--	--	--	--	--	--	--