

Appendices



Mountain View
Whisman
School District

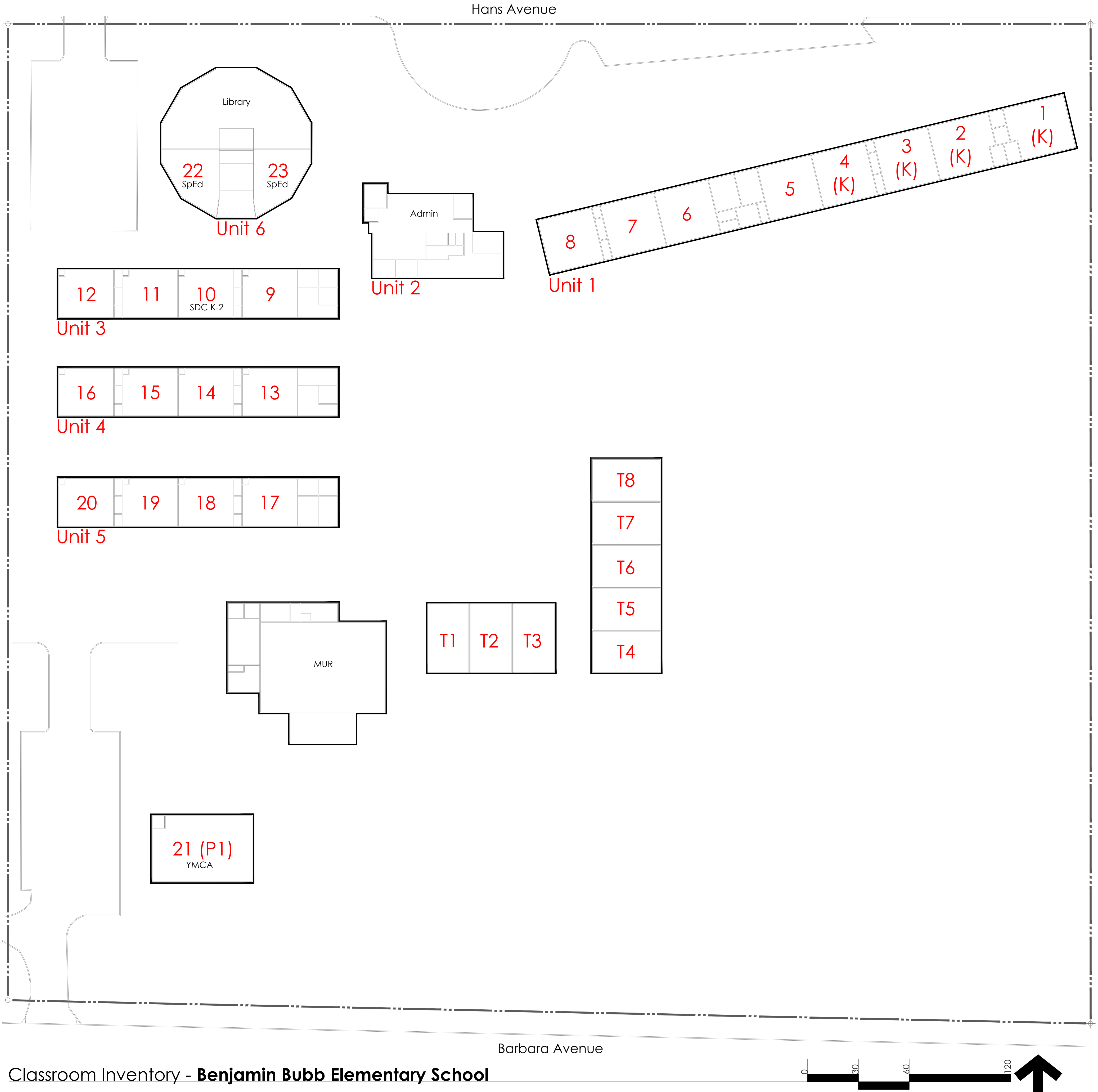
CAMPUS MAPS

APPENDIX A



MVWSD MASTER FACILITIES PLAN

November 2019

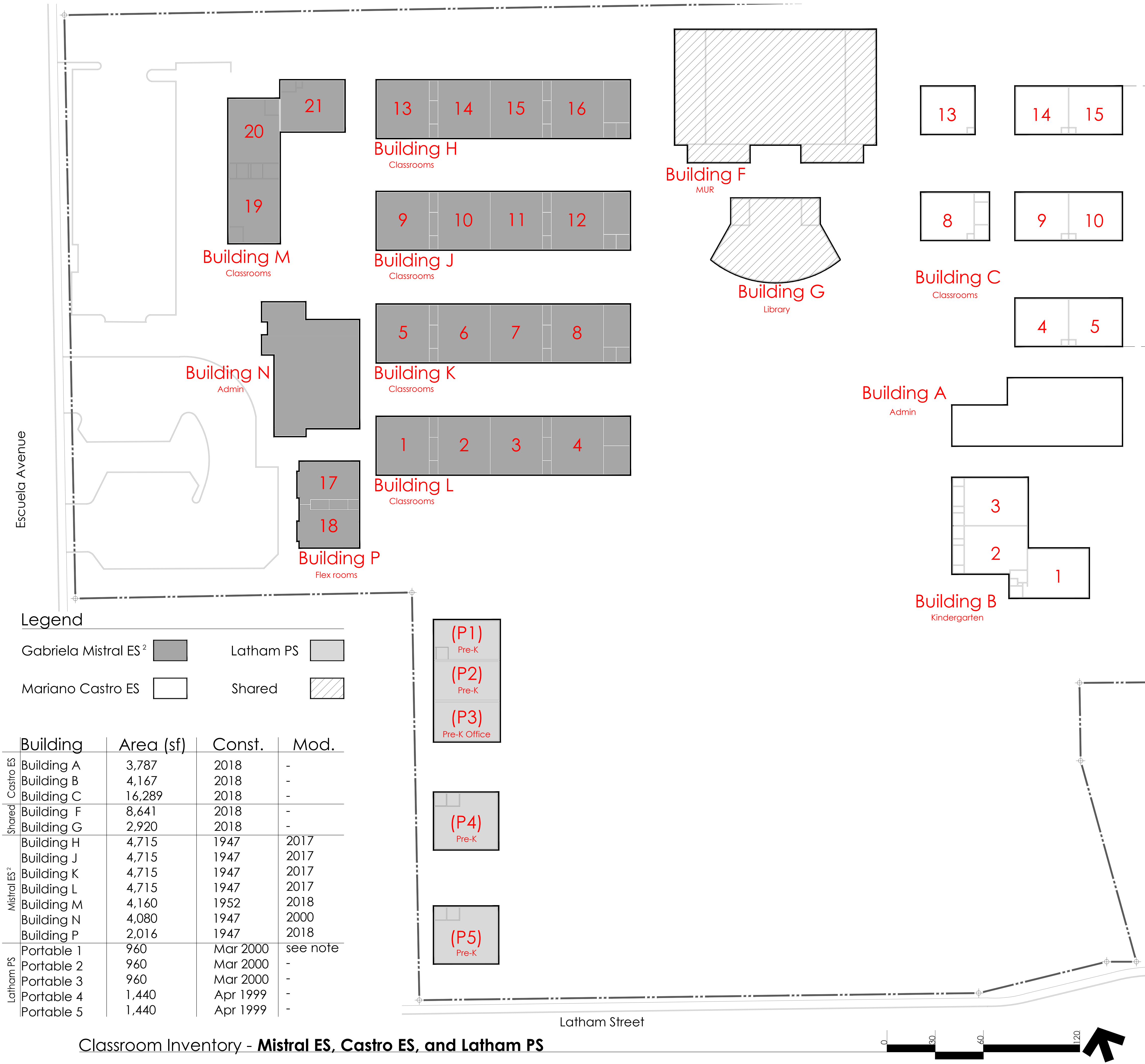


Classroom Inventory - Benjamin Bubb Elementary School

Benjamin Bubb	Current Space Utilization					
	Permanent Classrooms (1 - 20)	Portables (Owned) (P1)	Portables leased more than 5 yrs	Temp. Portables leased less than 5 yrs (not counted)	Total	
	Gross	22	1	0	(8)	23
	Less than 700 sf.	0	0	0	0	0
	Net	22	1	0	(0)	23

Notes:
1. Room 21 has been leased to YMCA Kids' Place since 2004.

Unit	Area	Construction	Modernization
Unit 1	8,335 sf	1953	2018
Unit 2	2,965	1953	2018
Unit 3	4,715	1954	2018
Unit 4	4,715	1954	2018
Unit 5	4,715	1958	2018
Unit 6	5,222	1965	2018
MUR	6,288	2018	n/a



Second Floor Plan: Bldg C

	Permanent Classrooms	Portables (Owned)	Portables leased more than 5 yrs	Temp. Portables leased less than 5 yrs (not counted)	Total
Mistral ES ¹					
Gross	21	0	0	0	21
Less than 700 sf.	0	0	0	0	0
Net	21	0	0	0	21

Current Space Utilization

	Permanent Classrooms	Portables (Owned) (P1-P5)	Portables leased more than 5 yrs	Temp. Portables leased less than 5 yrs (not counted)	Total
Castro ES					
Gross	18	0	0	0	18
Less than 700 sf.	0	0	0	0	0
Net	18	0	0	0	18

Current Space Utilization

	Permanent Classrooms	Portables (Owned) (P1-P5)	Portables leased more than 5 yrs	Temp. Portables leased less than 5 yrs (not counted)	Total
Latham PS					
Gross	0	5	0	0	5
Less than 700 sf.	0	0	0	0	0
Net	0	5	0	0	5

Notes:

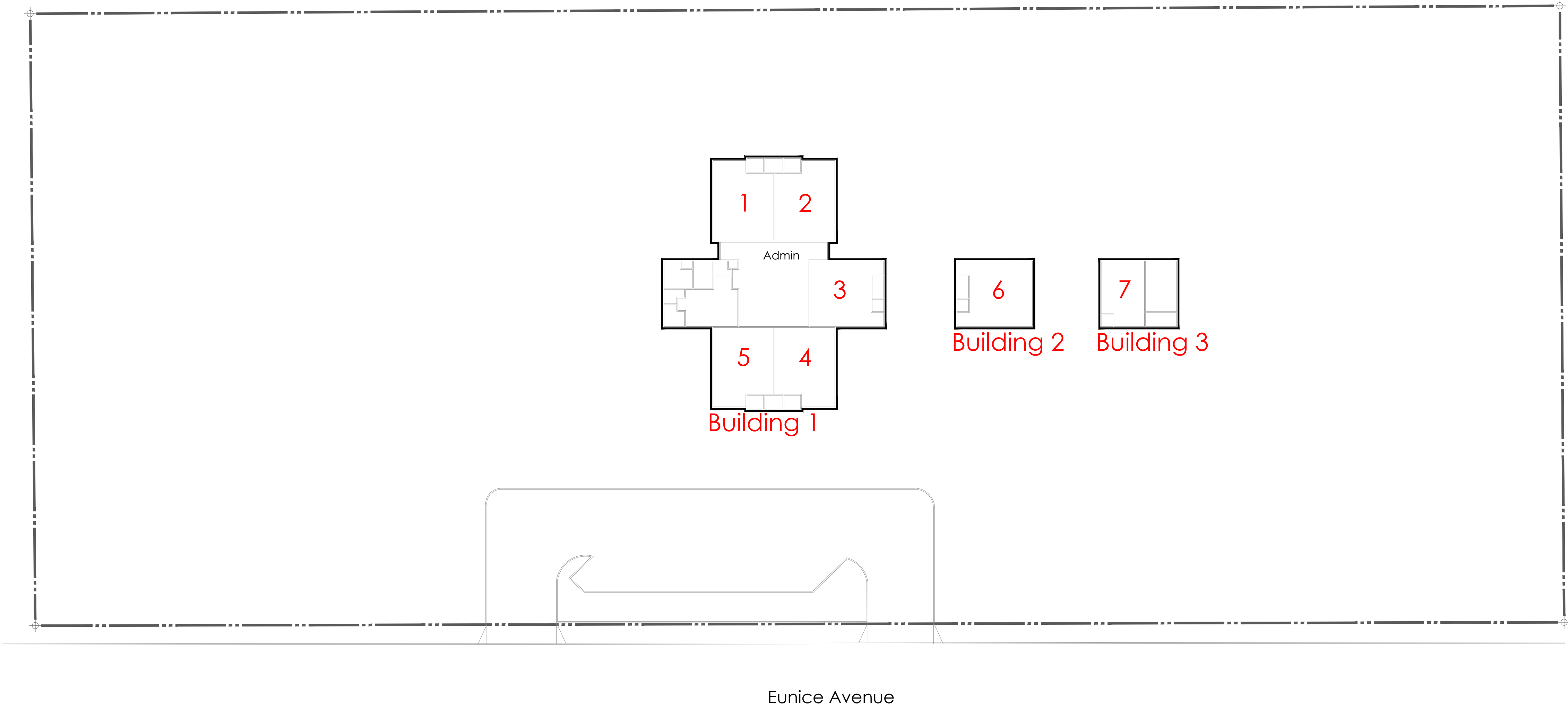
1. Mistral has a Spanish-English Dual Immersion Program.

2. Toilet room added to Portable 1, Summer 2018.

OJ Cooper	Current Space Utilization				
	Permanent Classrooms (1 - 6)	Portables (Owned)	Portables leased more than 5 yrs	Temp. Portables leased less than 5 yrs (not counted)	Total
Gross	6	0	0	0	6
Less than 700 sf.	-1	0	0	0	0
Net	5	0	0	0	6

Notes:
 1. OJ Cooper Campus has been leased to Primary Plus for day care for more than 25 years.
 2. Building 3 has been divided into rooms smaller than 700 square feet. Room 7 is used as a nursery and has been included in the count.

Building	Area	Construction	Modernization
Building 1	7,171 sf	1962	
Building 2	986	1962	
Building 3	885	1962	



Classroom Inventory - **O.J. Cooper Elementary School**
 LEASED Action Day Primary Plus

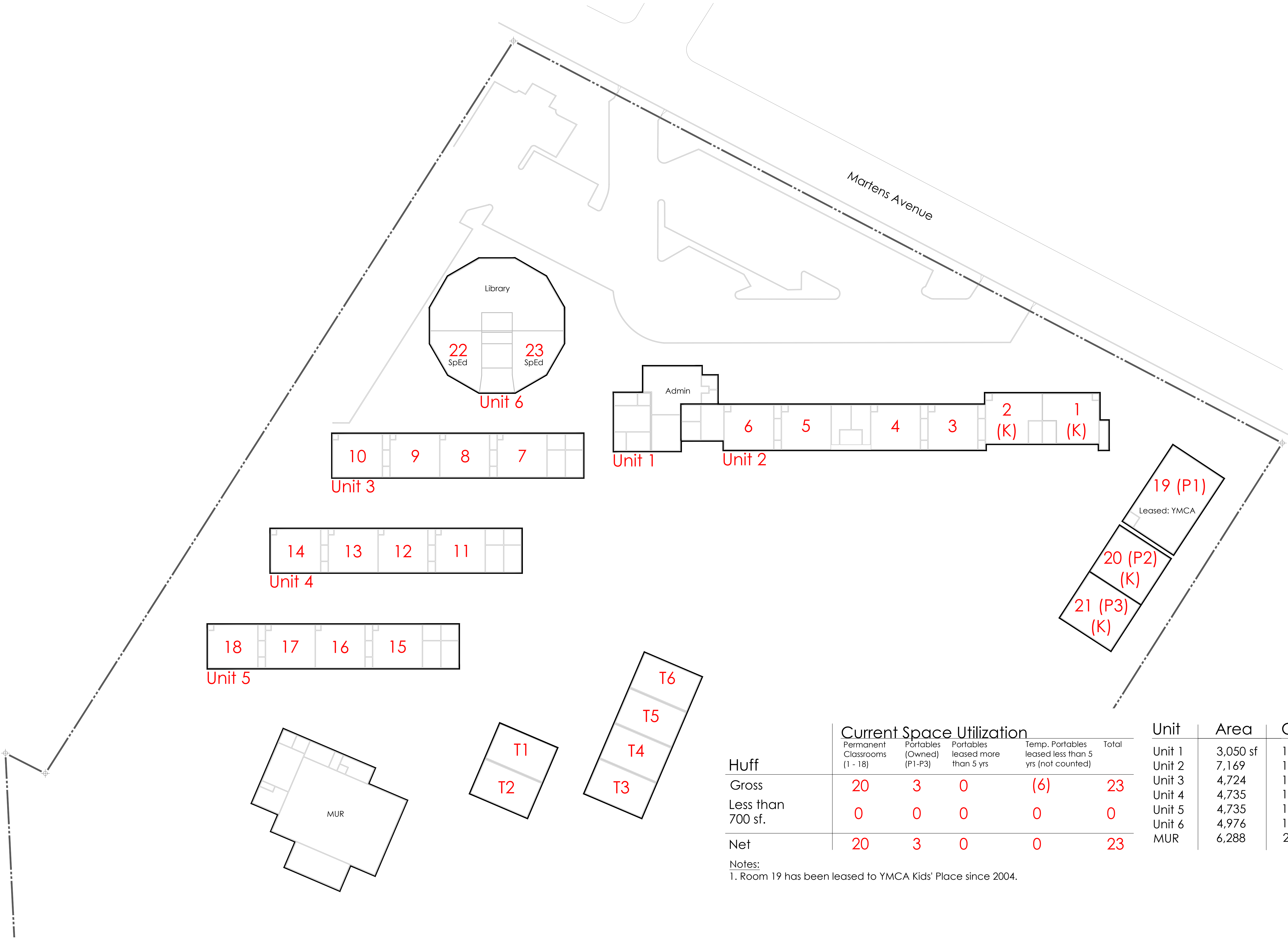
0

30

60

120





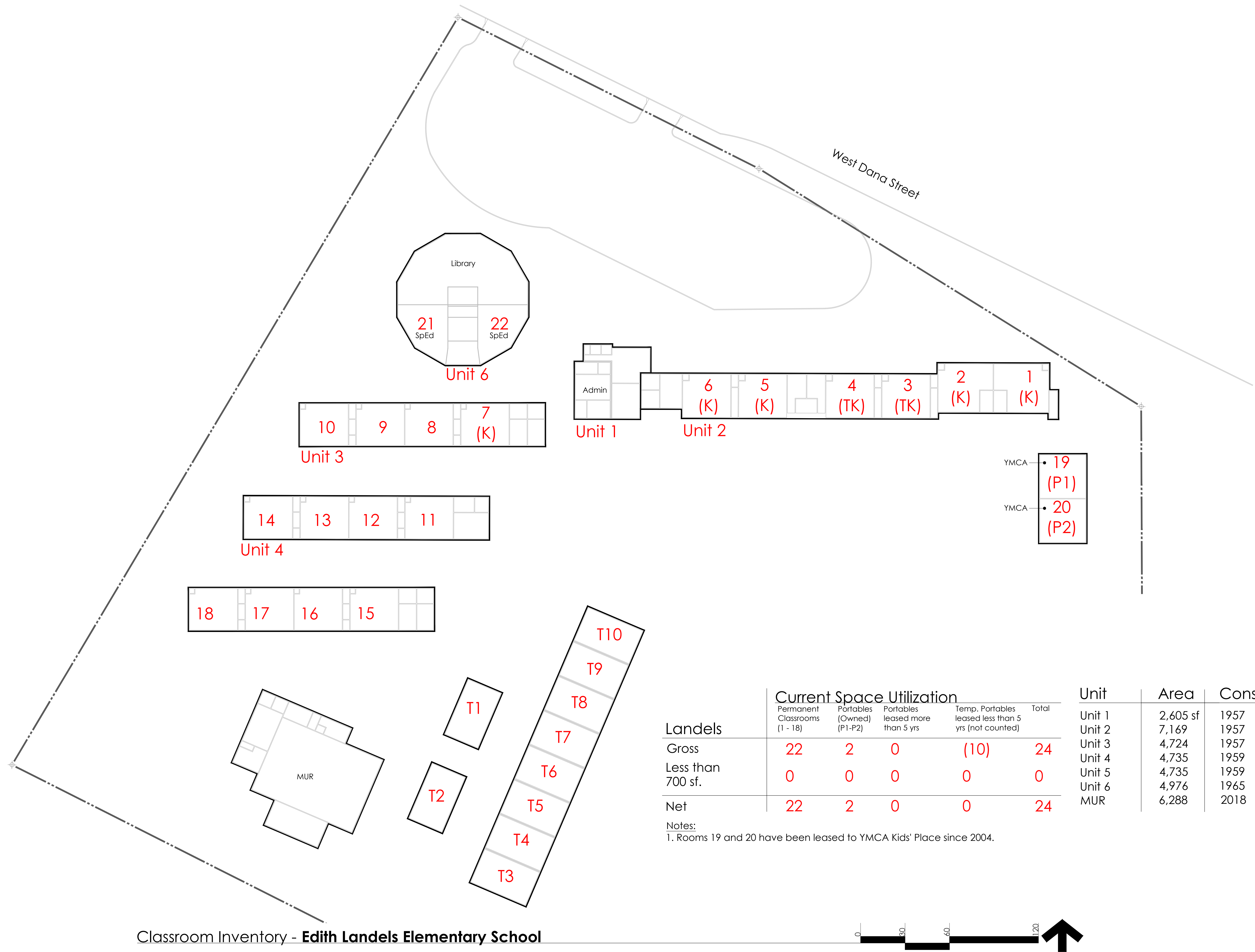
	Current Space Utilization				
	Permanent Classrooms (1 - 18)	Portables (Owned) (P1-P3)	Portables leased more than 5 yrs	Temp. Portables leased less than 5 yrs (not counted)	Total
Huff					
Gross	20	3	0	(6)	23
Less than 700 sf.	0	0	0	0	0
Net	20	3	0	0	23

Unit	Area	Const.	Mod.
Unit 1	3,050 sf	1957	2018
Unit 2	7,169	1957	2018
Unit 3	4,724	1957	2018
Unit 4	4,735	1959	2018
Unit 5	4,735	1959	2018
Unit 6	4,976	1965	2018
MUR	6,288	2018	n/a

Notes:
1. Room 19 has been leased to YMCA Kids' Place since 2004.

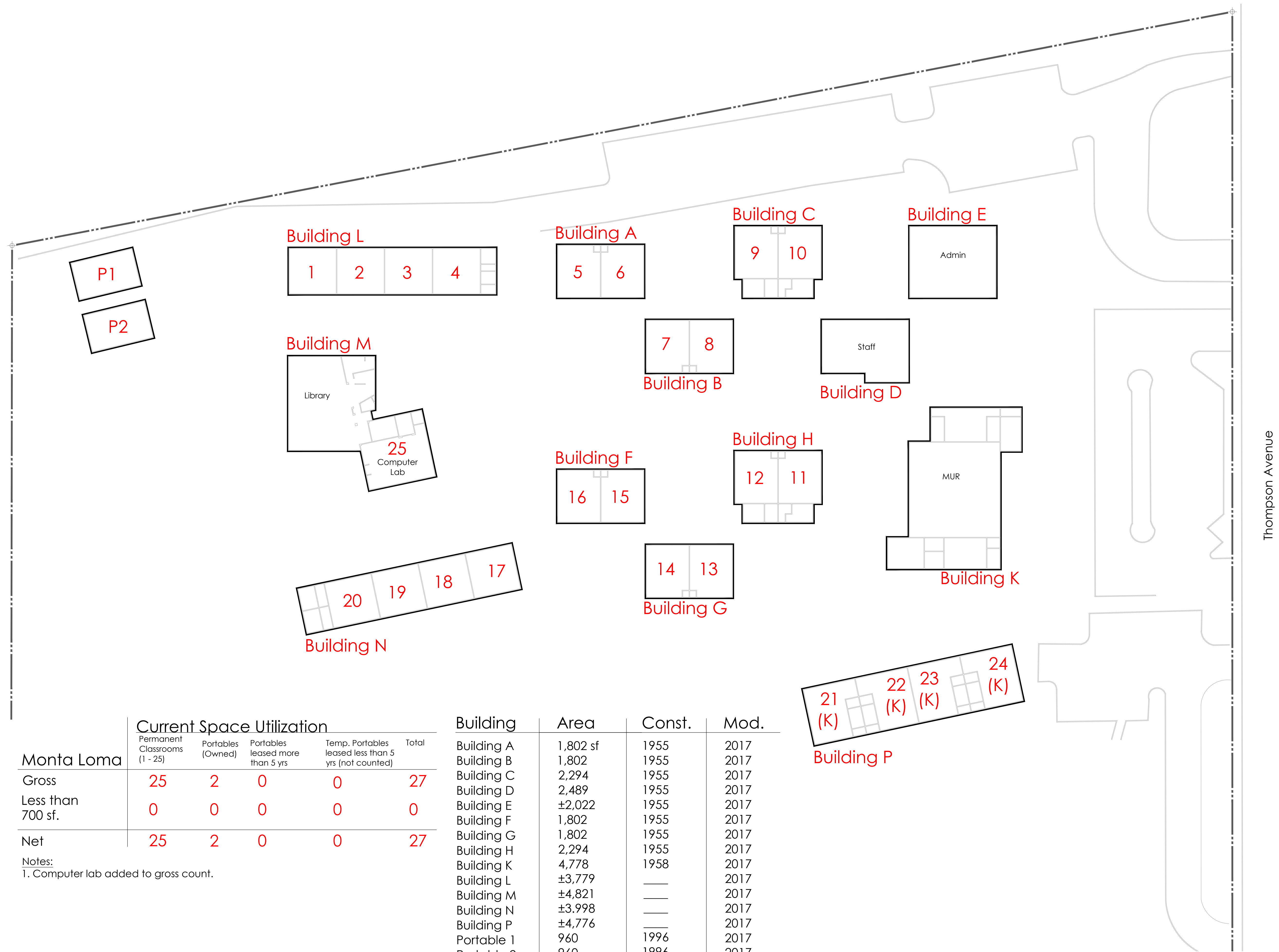
Classroom Inventory - Franklin L. Huff Elementary School





Landels	Current Space Utilization					Unit	Area	Const.	Mod.
	Permanent Classrooms (1 - 18)	Portables (Owned) (P1-P2)	Portables leased more than 5 yrs	Temp. Portables leased less than 5 yrs (not counted)	Total				
Gross	22	2	0	(10)	24	Unit 1	2,605 sf	1957	2018
Less than 700 sf.	0	0	0	0	0	Unit 2	7,169	1957	2018
Net	22	2	0	0	24	Unit 3	4,724	1957	2018
						Unit 4	4,735	1959	2018
						Unit 5	4,735	1959	2018
						Unit 6	4,976	1965	2018
						MUR	6,288	2018	n/a

Notes:
1. Rooms 19 and 20 have been leased to YMCA Kids' Place since 2004.

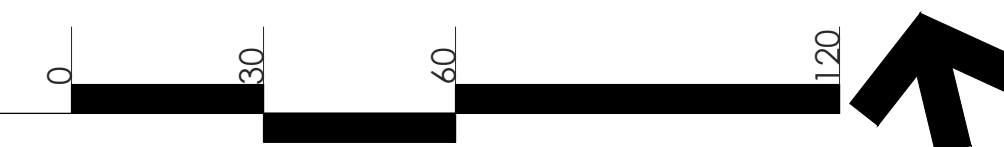


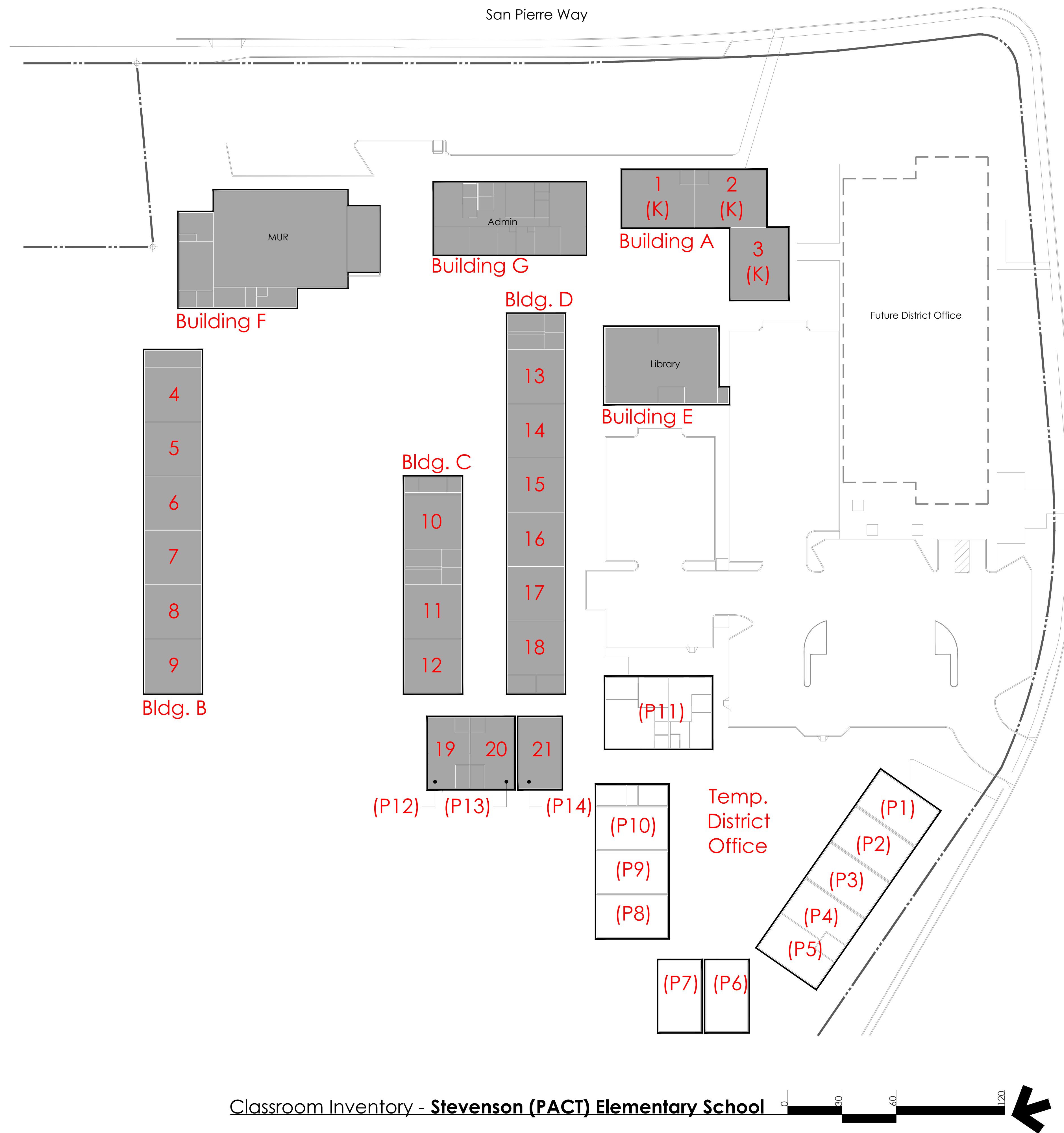
	Current Space Utilization				
	Permanent Classrooms (1 - 25)	Portables (Owned)	Portables leased more than 5 yrs	Temp. Portables leased less than 5 yrs (not counted)	Total
Gross	25	2	0	0	27
Less than 700 sf.	0	0	0	0	0
Net	25	2	0	0	27

Notes:
1. Computer lab added to gross count.

Building	Area	Const.	Mod.
Building A	1,802 sf	1955	2017
Building B	1,802	1955	2017
Building C	2,294	1955	2017
Building D	2,489	1955	2017
Building E	±2,022	1955	2017
Building F	1,802	1955	2017
Building G	1,802	1955	2017
Building H	2,294	1955	2017
Building K	4,778	1958	2017
Building L	±3,779	—	2017
Building M	±4,821	—	2017
Building N	±3,998	—	2017
Building P	±4,776	—	2017
Portable 1	960	1996	2017
Portable 2	960	1996	2017

Classroom Inventory - **Monta Loma Elementary School**





Stevenson	Current Space Utilization				
	Permanent Classrooms	Portables (Owned) (P1 - P14)	Portables leased more than 5 yrs	Temp. Portables leased less than 5 yrs (not counted)	Total
Gross	18	3	0	0	21
Less than 700 sf.	0	0	0	0	0
Net	18	3	0	0	21

Building	Area	Construction	Modernization
Building A	3,840 sf	2018	—
Building B	6,078	2018	—
Building C	3,840	2018	—
Building D	6,720	2018	—
Building E	2,841	1964	2018
Building F	5,400	2019	—
Building G	3,360	2018	—

Legend	
Stevenson ES	
Temp. District Office	

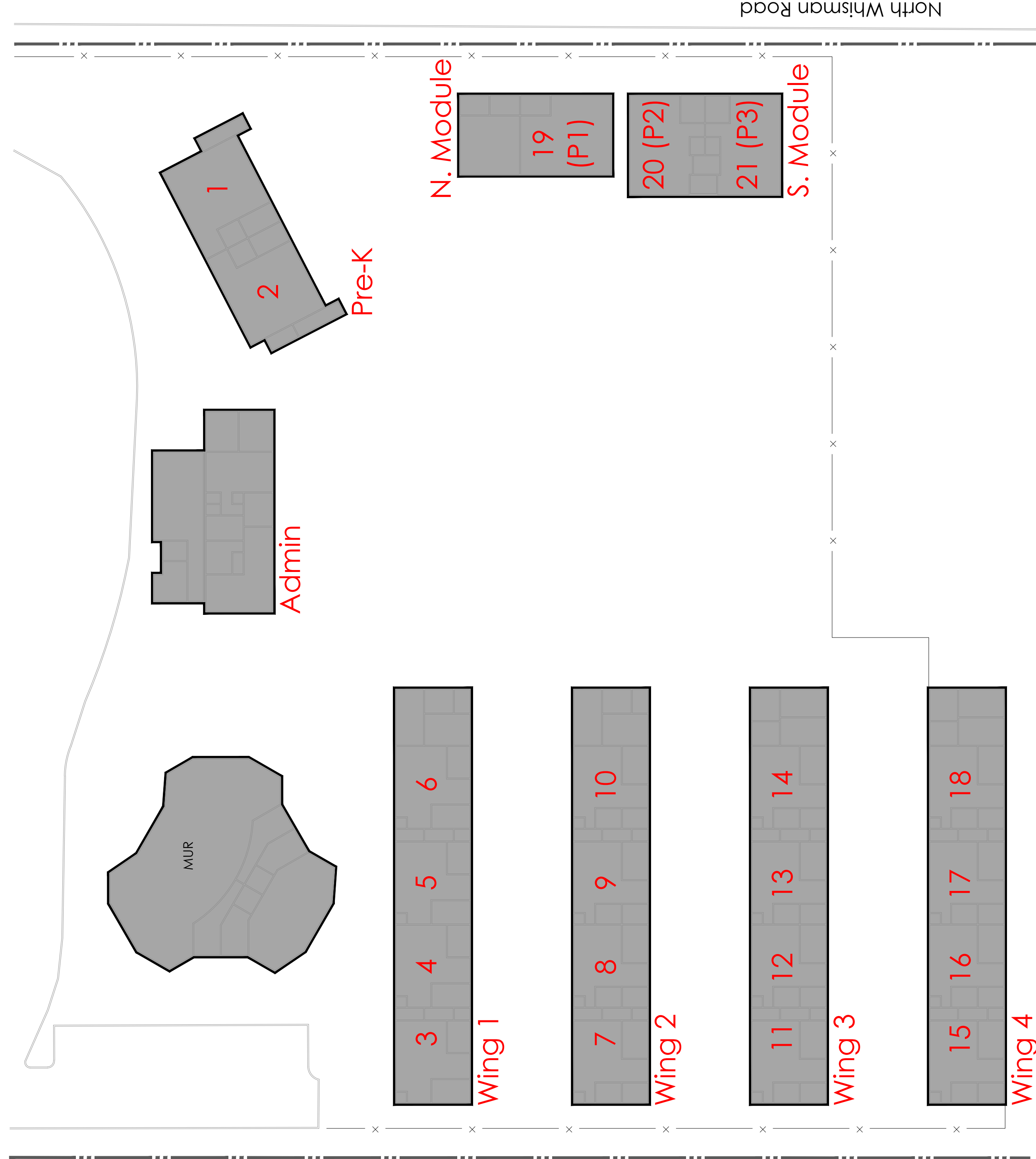
Legend

Kenneth Slater ES

Jose Vargas ES

Building	Area (sf)	Const.	Mod.
MUR	4,976sf	1956	2002
Admin	3,011	1952	2007
Pre-K	2,656	1956	2007
Wing 1	4,469	1952	2007
Wing 2	4,437	1952	2007
Wing 3	4,437	1952?	2007
Wing 4	4,437	1956	2007
Building A	3,360	2019	-
Building B	2,880	2019	-
Building C	6,288	2019	-
Building D	3,840	2019	-
Building E	9,120	2019	-

Notes:
1. 2007 Modernization at Slater is not DSA compliant.



	Current Space Utilization				Total
	Permanent Classrooms (1-18)	Portables (Owned) (P1-P12)	Portables leased more than 5 yrs	Temp. Portables leased less than 5 yrs (not counted)	
Slater					
Gross	18	3	0	0	21
Less than 700 sf.	-16	0	0	0	-16
Net	2	3	0	0	5

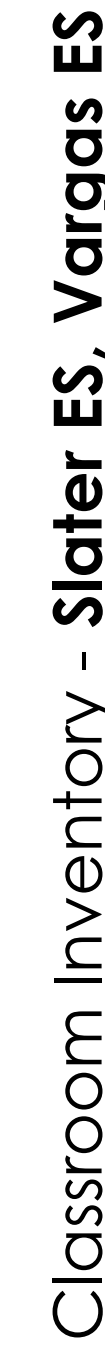
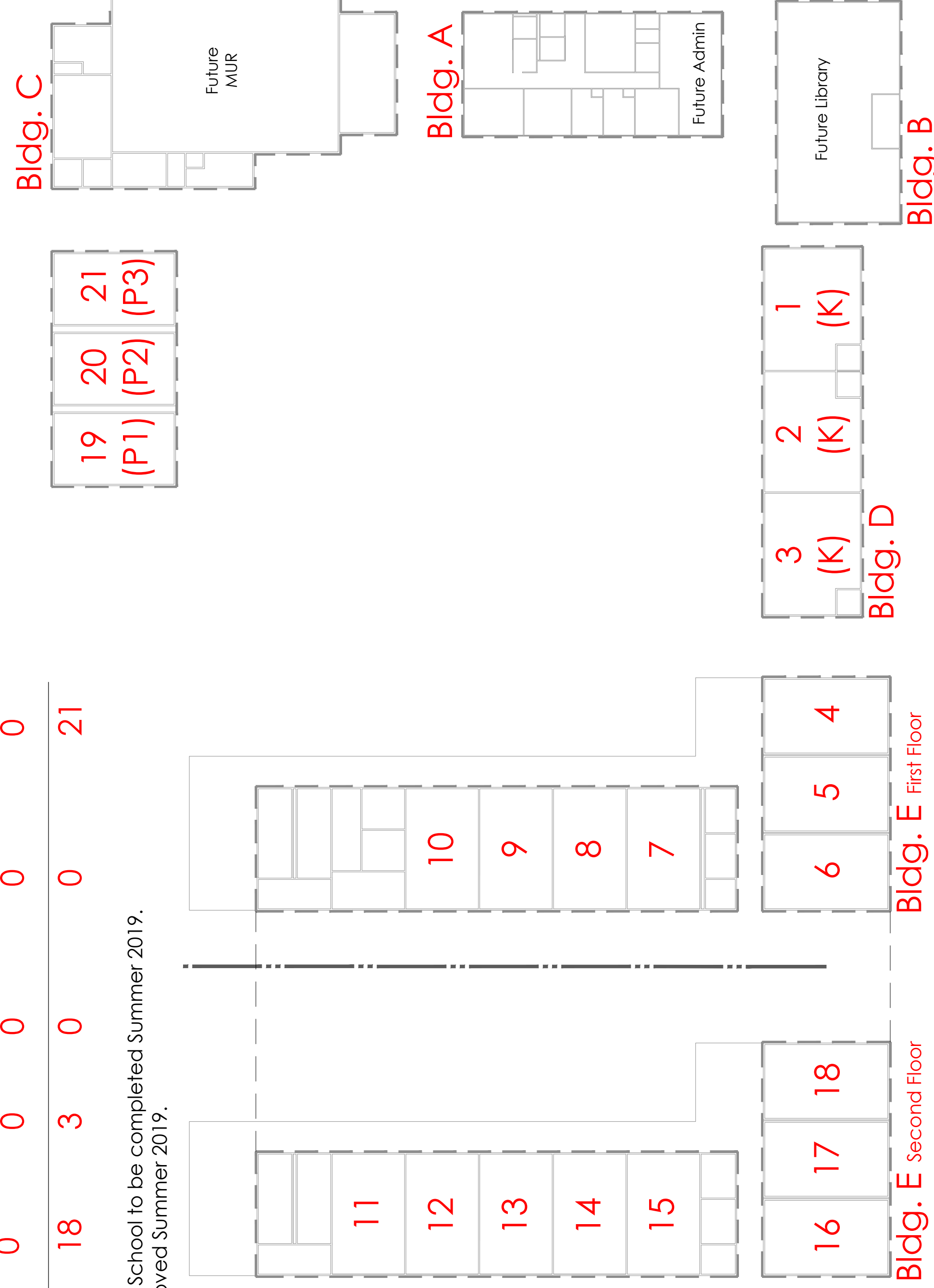
Notes:

1. Google Children's Center at The Woods has been within the Slater site since 2004.

	Current Space Utilization				Total
	Permanent Classrooms (1 - 18)	Portables (Owned) (P1-P12)	Portables leased more than 5 yrs	Temp. Portables leased less than 5 yrs (not counted)	
Vargas					
Gross	18	3	0	0	21
Less than 700 sf.	0	0	0	0	0
Net	18	3	0	0	21

Notes:

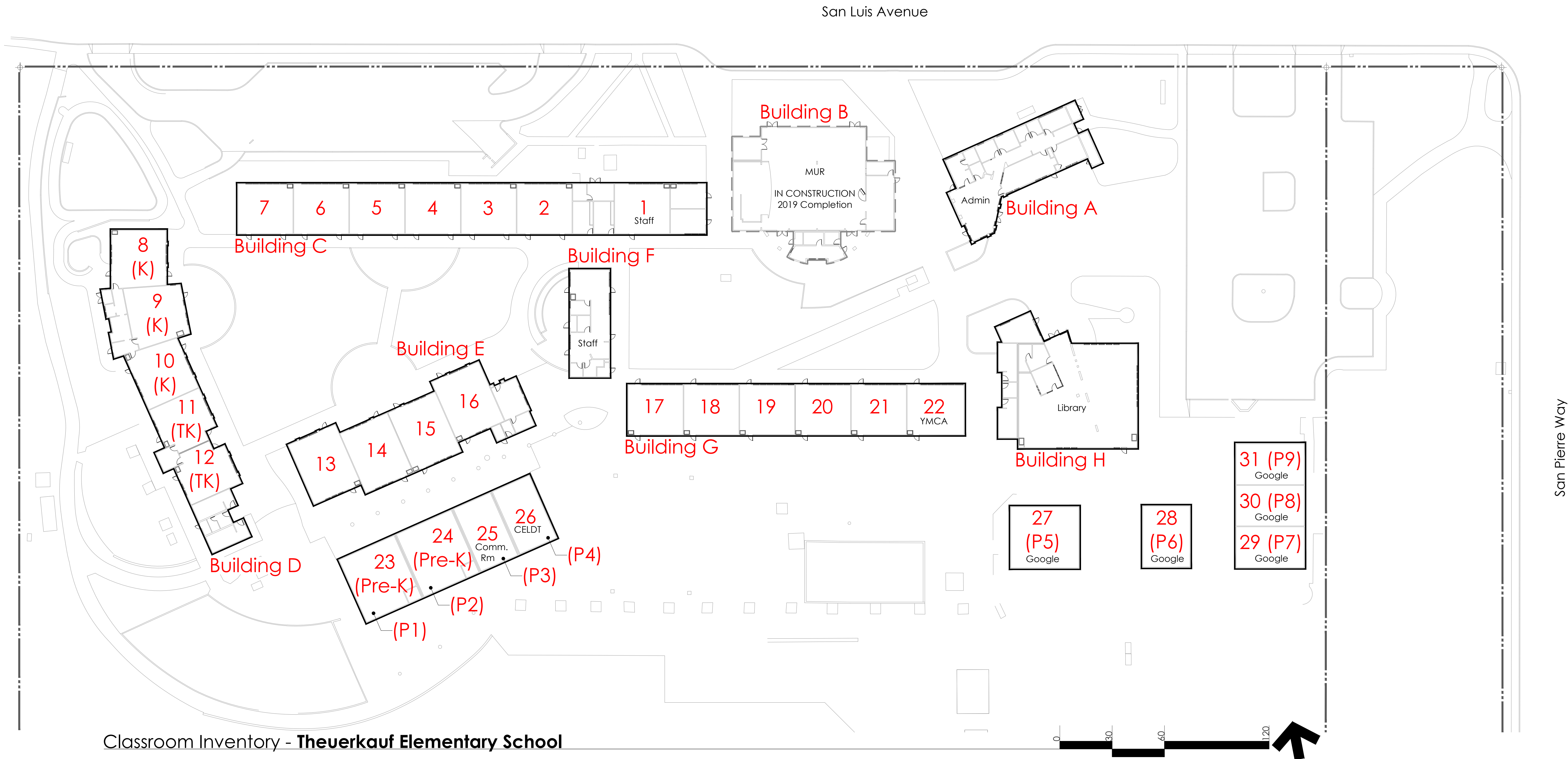
1. Vargas Elementary School to be completed Summer 2019.
2. P3 - P11 to be removed Summer 2019.



Theuerkauf	Current Space Utilization				
	Permanent Classrooms (1 - 22)	Portables (Owned) (P1-P9)	Portables leased more than 5 yrs	Temp. Portables leased less than 5 yrs (not counted)	Total
Gross	22	9	0	0	31
Less than 700 sf.	0	0	0	0	0
Net	22	9	0	0	31

Notes:
 1. Room 22 has been leased to YMCA Kids' Place since 2004.
 2. Rooms 27-31 have been leased to Google since 2004.

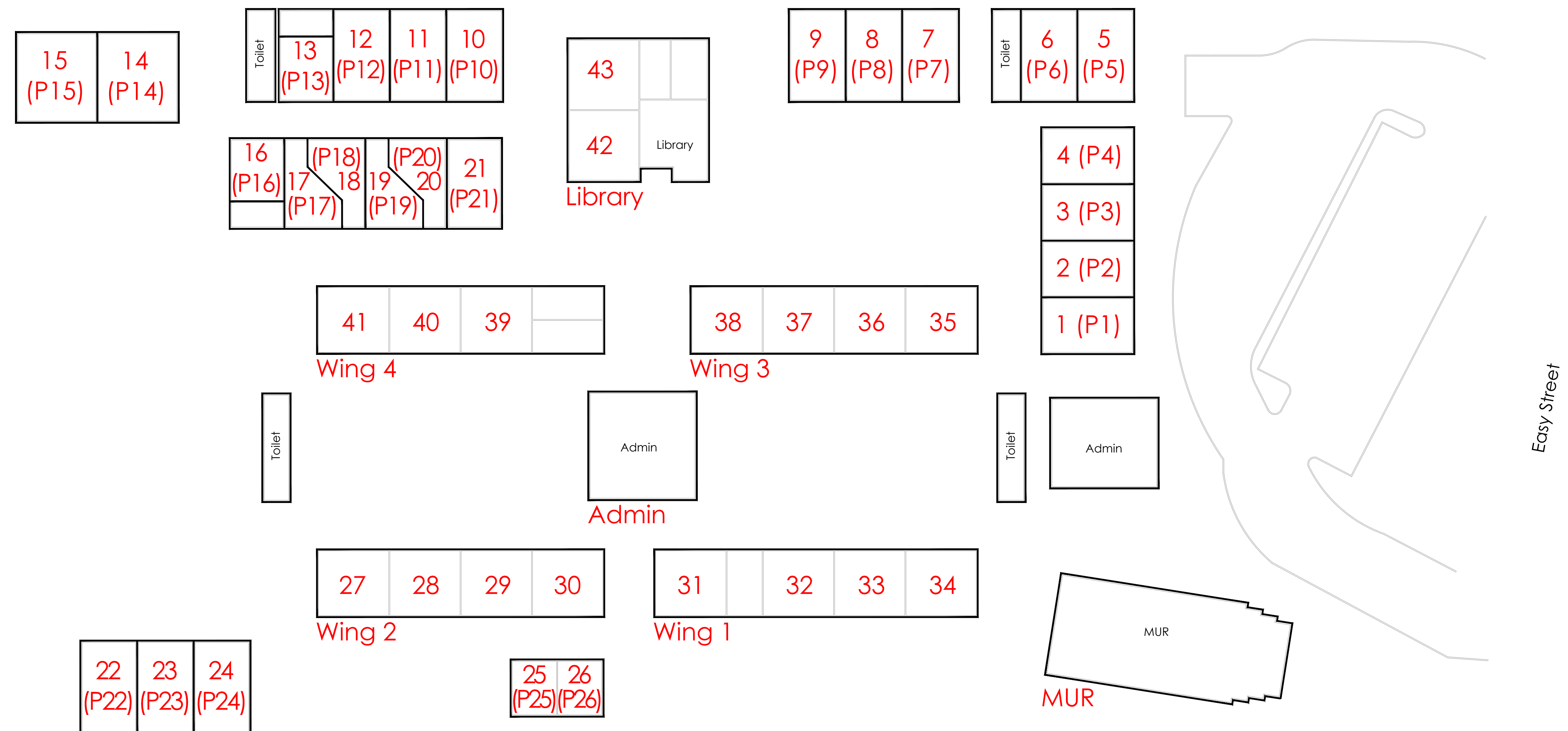
Building	Area	Construction	Modernization
Building A	3,150 sf	1956	2018
Building B	4,211	1952	2019
Building C	8,060	1952	2018
Building D	6,276	1998	2018
Building E	4,4827	1998	2018
Building F	1,300	1956	2018
Building G	5,352	1956	2018
Building H	4,793	1985	2018



Slater	Current Space Utilization				
	Permanent Classrooms (27 - 43)	Portables (Owned) (P1 - P26)	Portables leased more than 5 yrs	Temp. Portables leased less than 5 yrs (not counted)	Total
Gross	17	26	0	0	43
Less than 700 sf.	0	-4	0	0	-4
Net	17	22	0	0	39

Notes:
1.Rooms 13, 16, 25, and 26 are less than 700 sf. Added to gross count.

Building	Area	Construction	Modernization
Admin	1,800 sf	____ (19773)	____
MUR	±4,400	____	____
Library	3,715	____	____
Wing 1	4,118	____	____
Wing 2	3,660	____ (19773)	____
Wing 3	3,660	____	1994
Wing 4	3,660	____ (22295)	1994



Classroom Inventory - **Whisman Elementary School**
 LEASED German International School of Silicon Valley, Yew Chung International School

