



Mountain View
Whisman
School District

Enrollment Update

April 5, 2018



Enrollment

- Two guiding principles
 - Board of Trustees goal: Place all students at their neighborhood schools
 - Enrollment process drives certificated staffing

Using School Mint for Open Enrollment

- SchoolMint: Online and mobile enrollment platform
- Enrollment window for new students:
 - Open enrollment for 2018-2019 school year January 5 to February 2, 2018.
- Enrollment window for returning students:
 - Intent to return January 5
 - Re-enrollment forms August 2018

Enrollment Update

- Enrollment determines number of teachers at each site:
 - Staffing Ratio: school wide *average* in the following grades Kindergarten through 3rd grades: 24:1
 - 4th and 5th grades: 30:1
 - 6th, 7th and 8th grades: 33 students in any one core class period
- This is not class size limit
- Students do not come in “groups of 24”

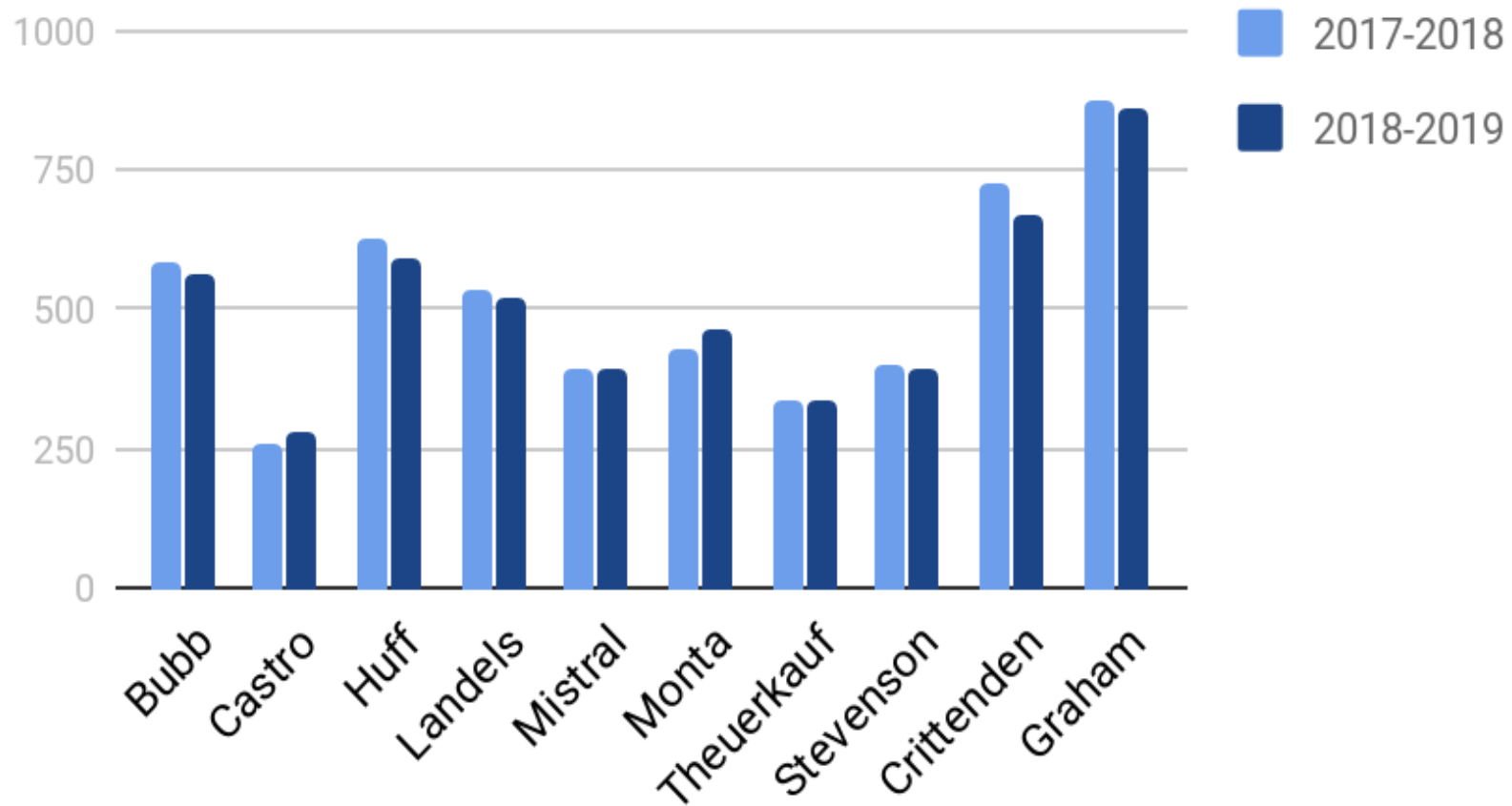


Mountain View
Whisman
School District

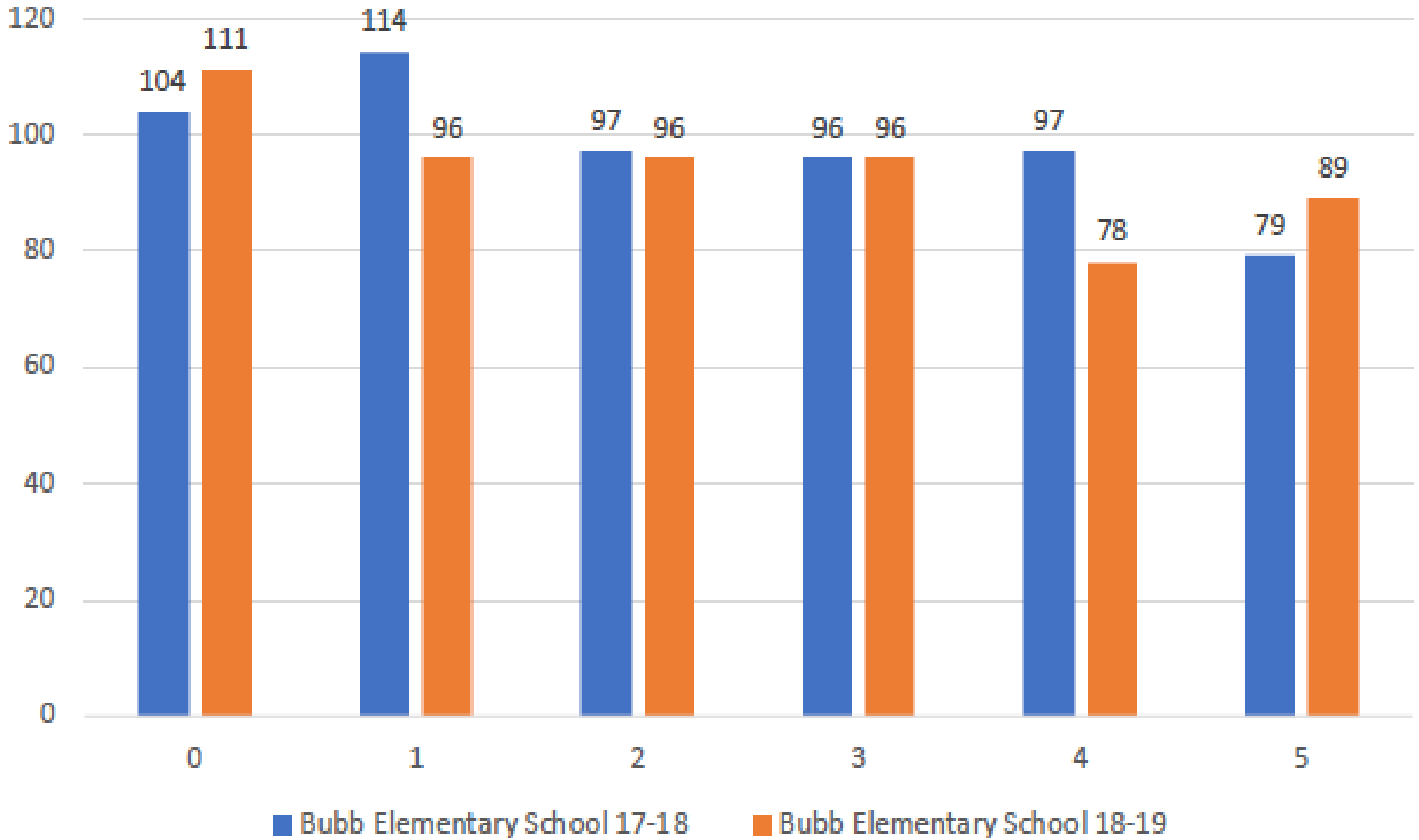
Enrollment Updates by School Site

Enrollment Highlights

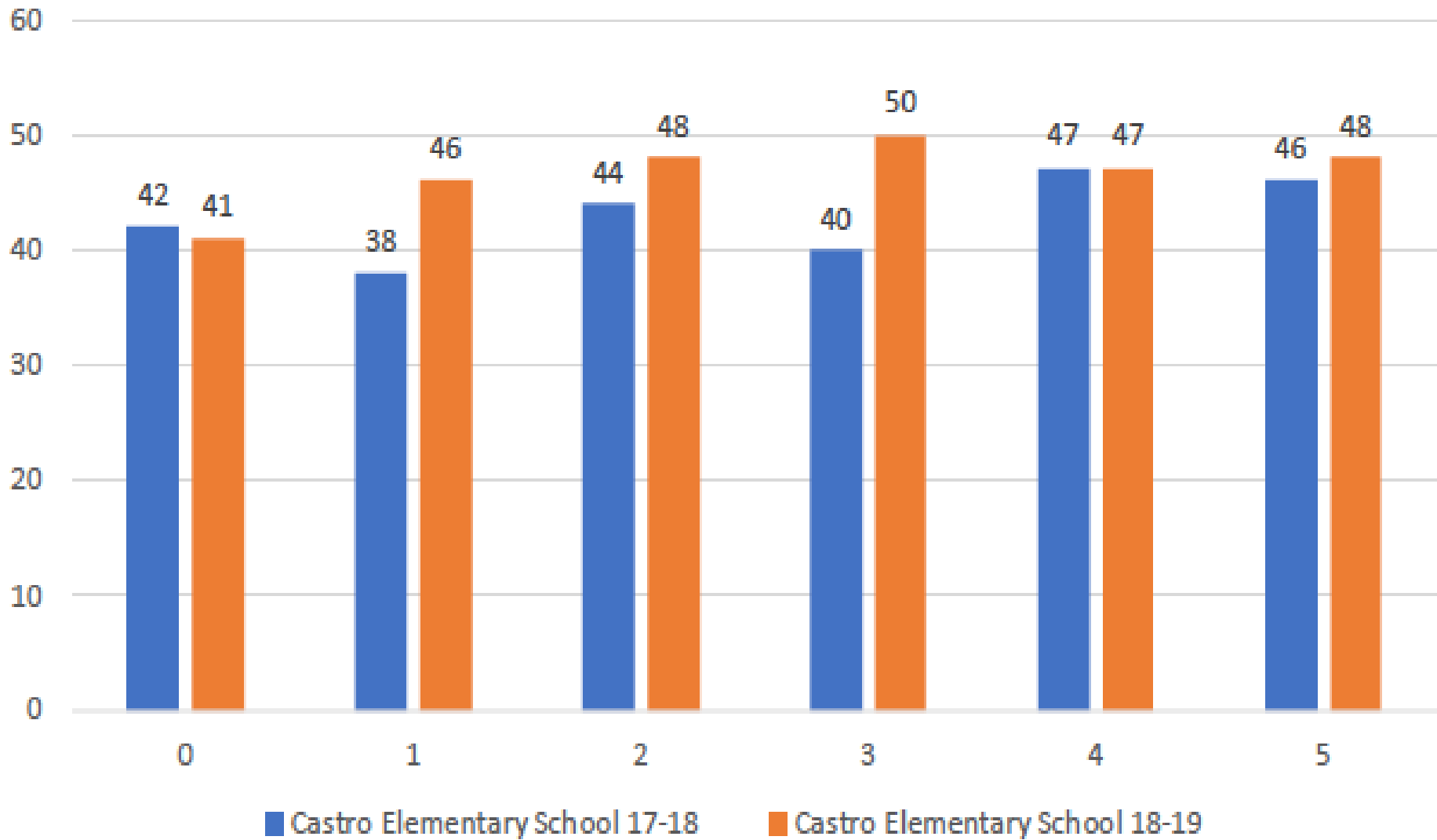
Total Enrollment for Each School



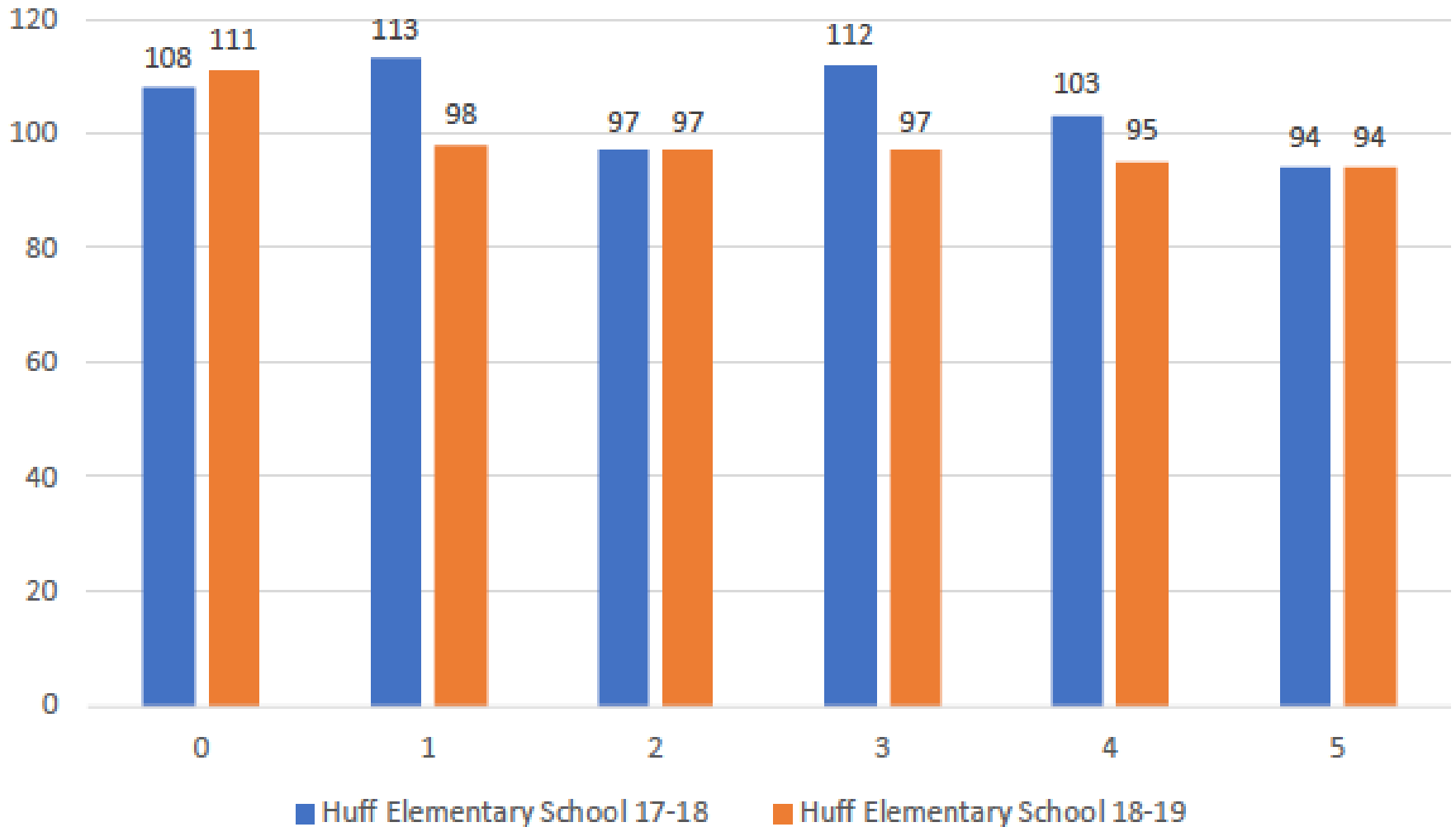
BUBB Enrollment Projections 17-18 to 18-19



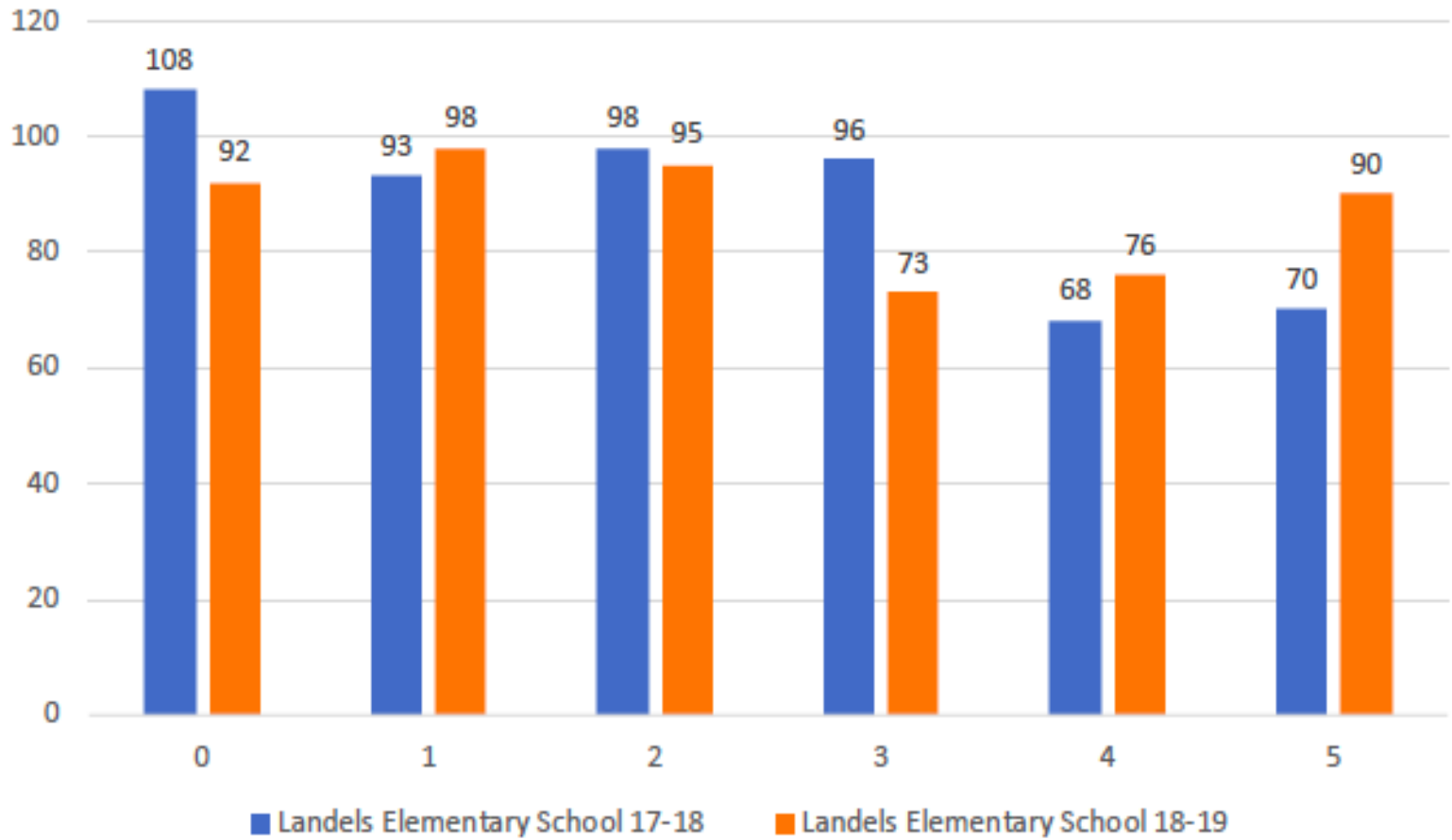
CASTRO Enrollment Projections 17-18 to 18-19



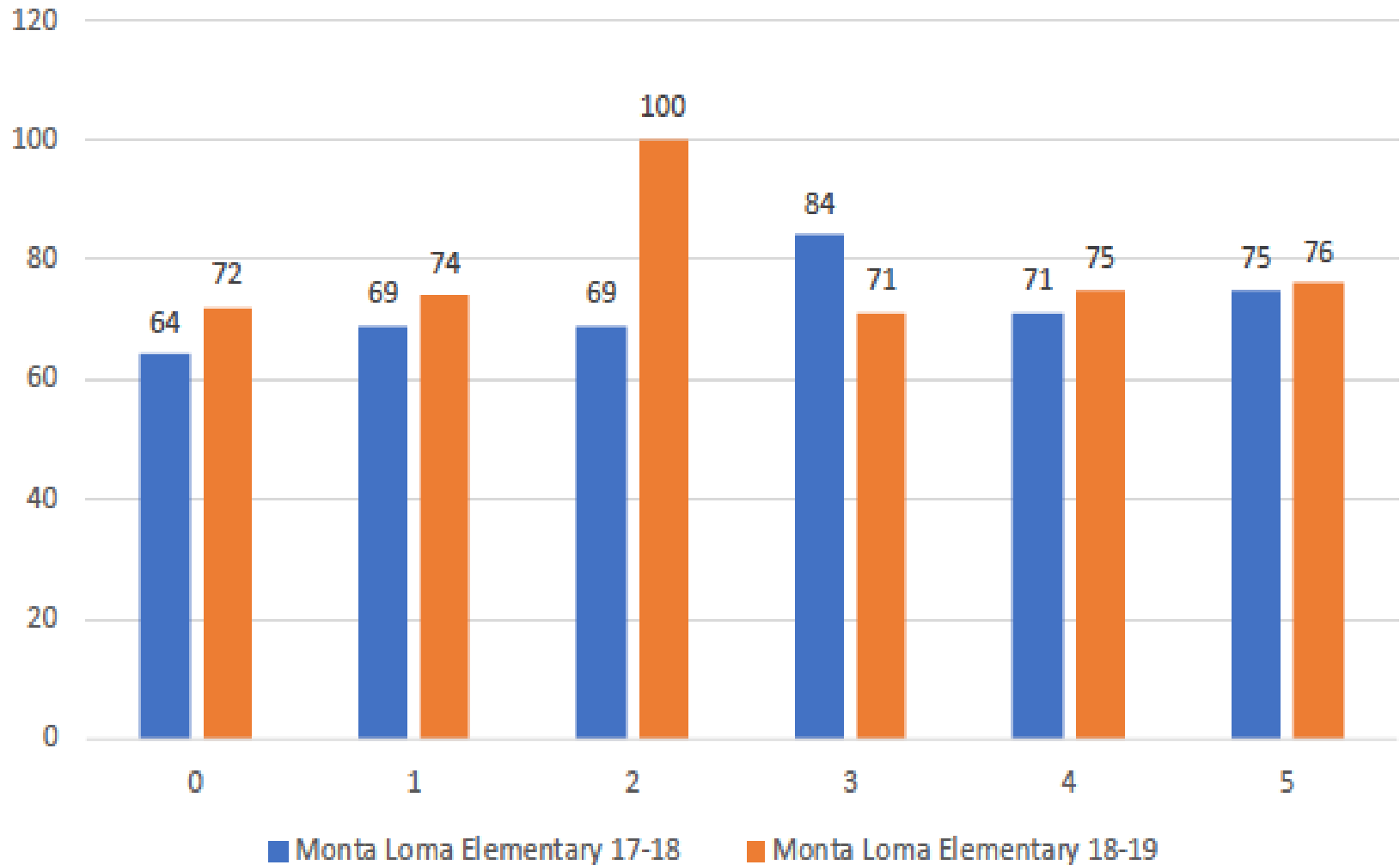
HUFF Enrollment Projections 17-18 to 18-19



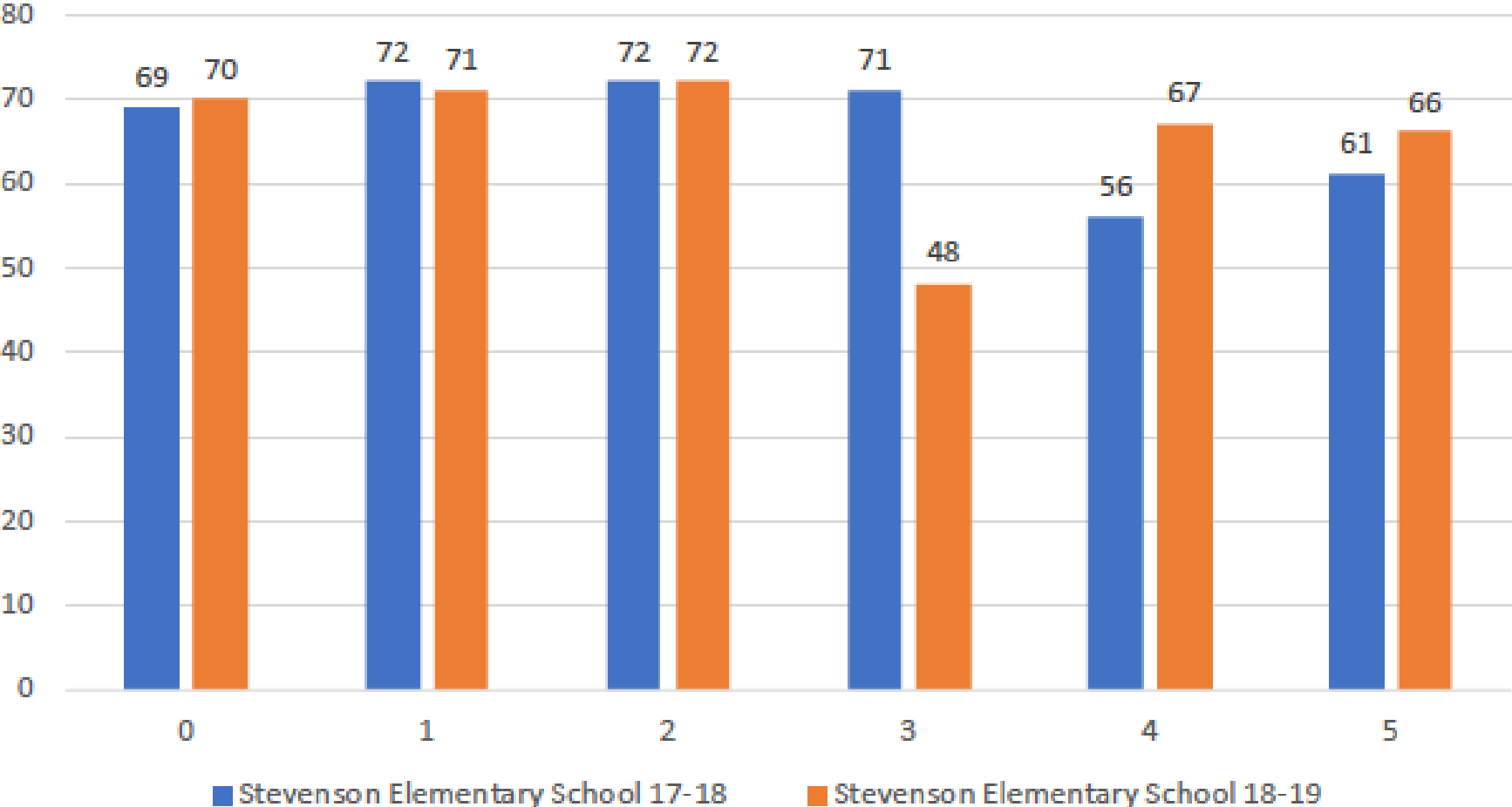
LANDELS Enrollment Projections 17-18 to 18-19



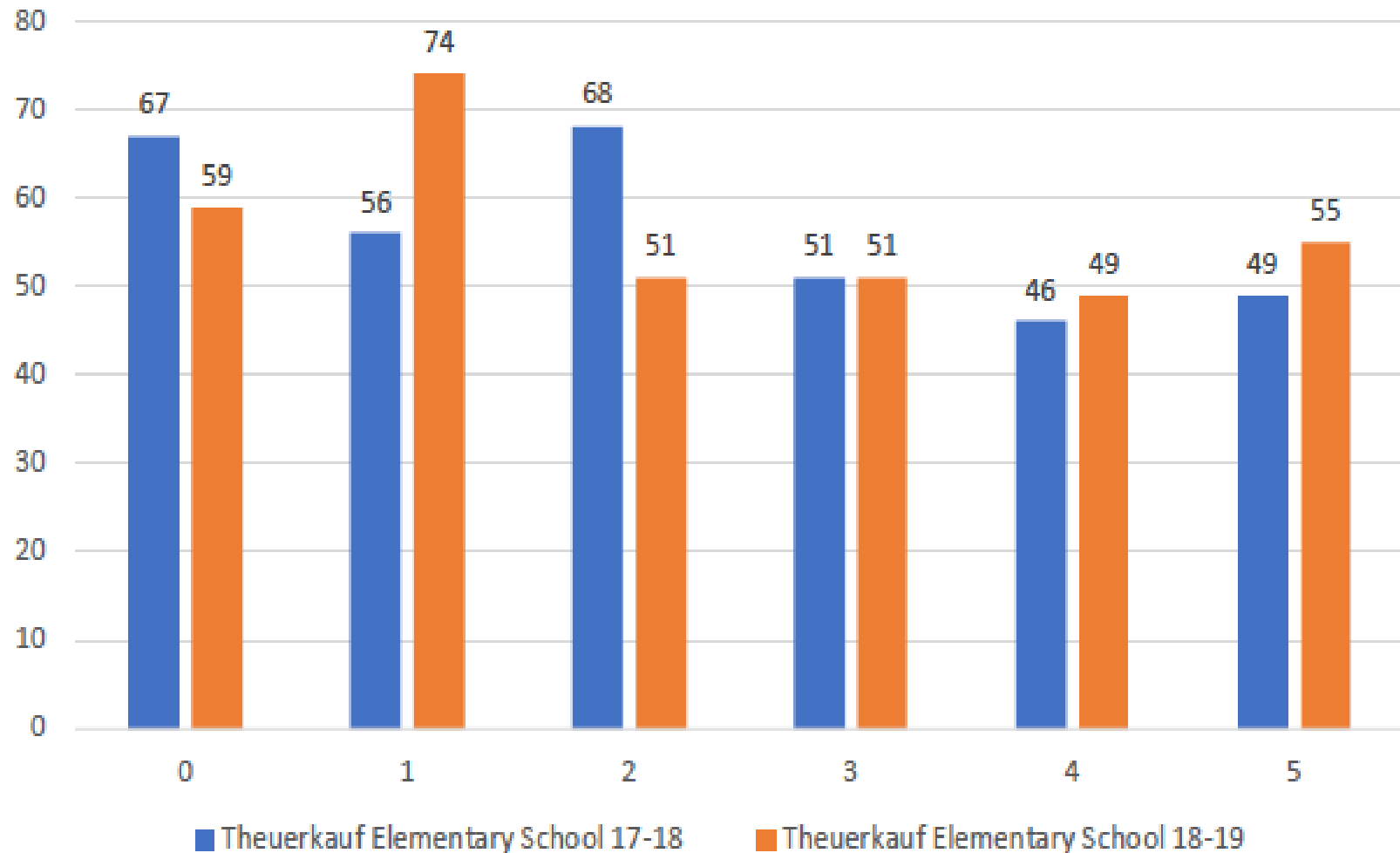
MONTA LOMA Enrollment Projections 17-18 to 18-19



STEVENSON Enrollment Projections 17-18 to 18-19



THEUERKAUF Enrollment Projections 17-18 to 18-19



Requested School as of 02/08/2018

NEIGHBORHOOD SCHOOL	Next Year Grade	Requested Neighborhood School	REQUESTED OTHER SCHOOLS										Grand Total
			BB	CR	LN	HF	MI	GR	CA	ML	ST	TH	
Benjamin Bubb Elementary School		85			3	17	11		3		27		146
	1	7			1				1		1		10
	2	1				1					1		3
	3	1									1		2
	4	3				1					1		5
	5												0
	k	73			2	15	11		2		23		126
Crittenden Middle School		204						43					247
	6	200						43					243
	7	3											3
	8	1											1
Edith Landels Elementary School		59	7			19	18		1		50	7	161
	1	1	1			2					3		7
	2	3				1	1				2		7
	3	2									1		3
	4					1							1
	5												0
	k	53	6			15	17		1		44	7	143
Frank L. Huff Elementary School		92	18		4		3				27	1	145
	1	9			1								10
	2	2									1		3
	3	4									1		5
	4	1									1		2
	5	2											2
	k	74	18		3		3				24	1	123

NEIGHBORHOOD SCHOOL	Next Year Grade	Requested Neighborhood School	REQUESTED OTHER SCHOOLS										Grand Total	
			BB	CR	LN	HF	MI	GR	CA	ML	ST	TH		
Isaac Newton Graham Middle School		317		35									352	
	6	308		35									343	
	7	6											6	
	8	3											3	
Mariano Castro Elementary School		27	1		1		32			3	16	2	82	
	1	4									3		7	
	2	1					1					1	3	
	3	1											1	
	4	1											1	
	5												0	
	k	20	1		1		31			3	13	1	70	
Monta Loma Elementary School		33	2				1	14		1		34	6	91
	1	3					1				2		6	
	2										2		2	
	3	1											1	
	4	2									1		3	
	5												0	
	k	27	2				1	13		1		29	6	79
Theuerkauf Elementary School		10	1		1		1	7		2	6	48	76	
	1										3		3	
	2	1									2		3	
	3	2						1			2		5	
	4										1		1	
	5										1		1	
	k	7	1		1		1	6		2	6	39	63	
Grand Total		827	29	35	9	38	85	43	7	9	202	16	1300	

Transition Areas Due to Boundary Changes

- The District researched the possibility of moving kindergartners in the enrollment transition areas to their new schools one year early, in the 2018-19 school year.
- This was not possible due to limited space at schools- could not offer it consistently.

2019-20 Neighborhood School Kindergarten Projections (Open Enrollment Applications)

